



THE DATASHEET OF TMDSDSK6416-T



JTAG Emulation Adapter Board Kit 14e-60t

Quick Start Guide

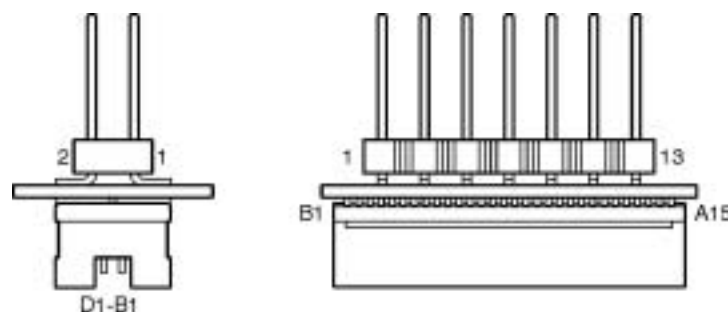


Figure 1. JTAG Emulation Adapter Board

Overview

The 14e-60t JTAG Emulation Adapter Board is designed to allow targets containing Texas Instruments' 60-pin Next Generation Emulation Interface to be used with traditional fielded 14-pin emulation hardware (e.g. XDS510 and XDS560). See 60-Pin Emulation Header Technical Reference SPRU655A for more information.

Compatibility

This adapter is designed to be backwards compatible with traditional 14-pin emulators and to support common JTAG functions: TMS, TRST/, TDI, TVD, TDO, TCKRTN, TCK, EMU0 and EMU1.

Mechanical Considerations

The new 14-pin emulator to 60-pin target adapter board was designed using quality components and an FR-4 base-laminate material suitable of supporting most legacy board designs and speeds. Board thickness was maintained at 0.0625" (customary for current designs). The connectors chosen were based on performance and life-cycle count. The adapter board was designed for a character impedance of approximately 50 ohm to reduce the mismatch with typical target boards.

WARNING:

Please consult page 2 of this Quick Start Guide regarding installation of the 14e-60t adapter. The 60-pin interface is not keyed and needs to be correctly oriented for proper emulator operation.

The following tables are provided for your assistance. Table 1 specifies the pinout of the 14-pin (top) emulator connector. Table 2 specifies the pinout of the 60-pin (bottom) target connector.

Pin	Name	Pin	Name
1	TMS	2	TRST/
3	TDI	4	TDIS
5	TVD	6	KEY
7	TDO	8	GND
9	TCKRTN	10	GND
6	TCLK	12	GND
13	EMU0	14	EMU1

Table 1. 14-Pin JTAG Header Pinout

Basic JTAG functionality utilizing this adapter should result in no apparent performance degradation. The additional advanced features supported on the new 60-pin interface connector and Next Generation Emulator are not supported when using this adapter.

Damage

As with any component, damage can occur if the adapter is mishandled, misused or forced into place. Should your adapter become damaged for any reason, Texas Instruments recommends the purchase of a new adapter. Damaged adapters should be discarded to prevent future use.

Upgrades

Upgrades to Texas Instruments' emulation adapters are not planned. These adapters are provided for a limited time until a sufficient amount of proper tools are available to interface with the new emulation connector.

Disclaimers

Read the following for important information to be aware of:

- Successful use of Texas Instruments next generation emulation interface for HS-RTDX and trace capture requires the use of good engineering design practices when developing target interface boards.
- Connector choice is extremely important, excessive insertion and removal forces will reduce the

life of your interface. Follow the connector manufacturer's specifications for pad placement, layout and processing. Failure to do so may result in the shorting of connections, poor processing and potential damage to your target or emulator / pod assembly.

- Texas Instruments is not responsible for co-planarity problems in manufacturing where connector assembly is concerned. Choose your printed circuit board plating material wisely.
- Target board impedance mismatch and the results of such a mismatch can be detrimental to the performance of the emulation platform, amongst other potential problems.
- Excessive capacitance loading due to long trace lengths, added vias, connectors or test points causes reduced performance and less than adequate results. Minimize the capacitive loading on every trace to and from the header.

Texas Instruments has taken into account a reasonable amount of skew for its new emulation interface and supporting new hardware. Excessive signal skew may cause undesirable results. This is a costly correction and usually requires the respin of a target board. Spend the appropriate amount of time up front to validate your design.

Logic (Schematic) Details

Figure 3 represents the logic design and pinout for the 14-pin target to 60-pin emulator adapter.

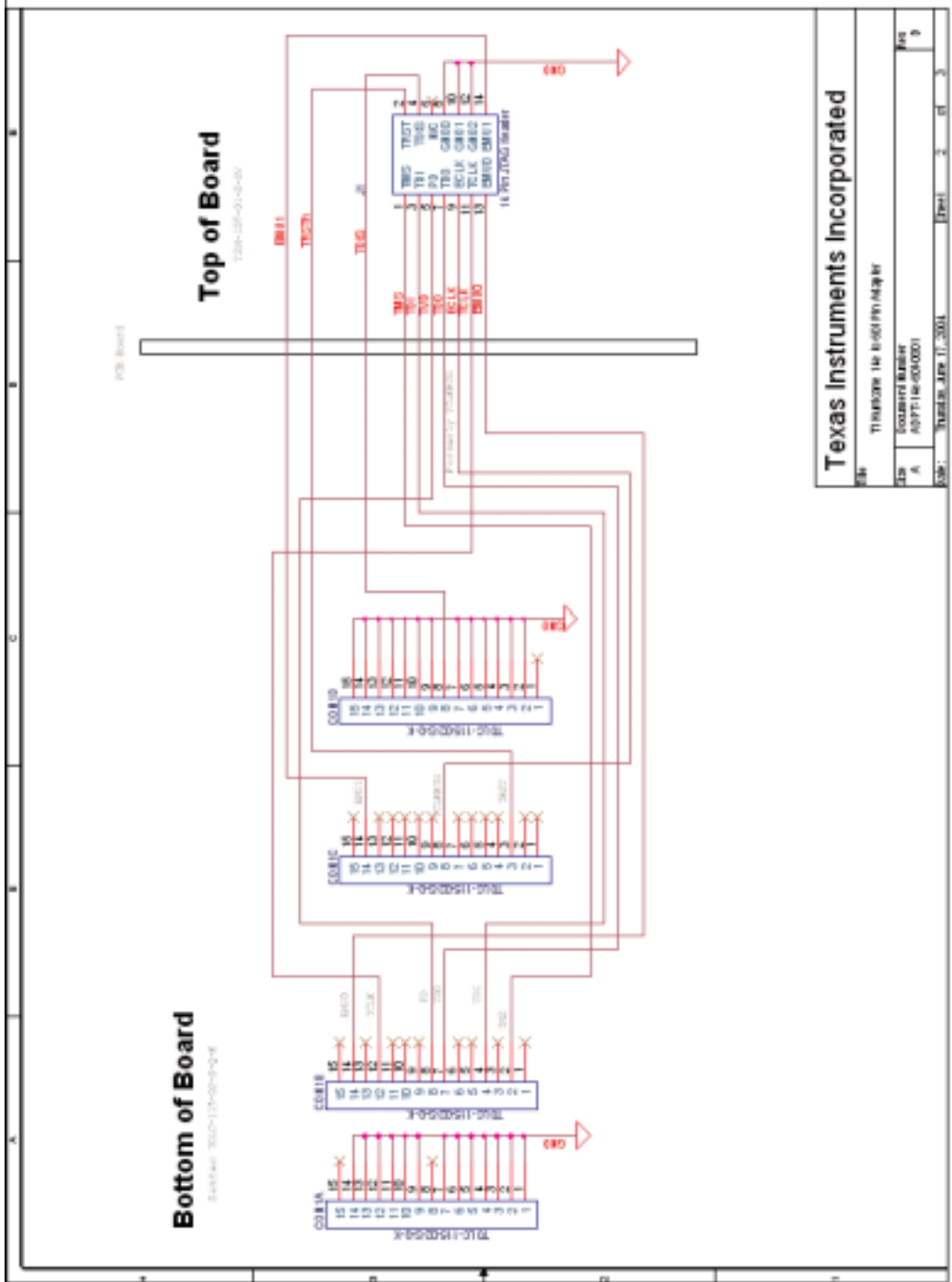


Figure 3. 14e-60t Schematic



XDS-510 and XDS-560 are trademarks of Texas Instruments.

Copyright © 2004 Texas Instruments

Printed in U.S.A., June 2004

SPRU814

IMPORTANT NOTICE

Texas Instruments Incorporated and its subsidiaries (TI) reserve the right to make corrections, modifications, enhancements, improvements, and other changes to its products and services at any time and to discontinue any product or service without notice. Customers should obtain the latest relevant information before placing orders and should verify that such information is current and complete. All products are sold subject to TI's terms and conditions of sale supplied at the time of order acknowledgment.

TI warrants performance of its hardware products to the specifications applicable at the time of sale in accordance with TI's standard warranty. Testing and other quality control techniques are used to the extent TI deems necessary to support this warranty. Except where mandated by government requirements, testing of all parameters of each product is not necessarily performed.

TI assumes no liability for applications assistance or customer product design. Customers are responsible for their products and applications using TI components. To minimize the risks associated with customer products and applications, customers should provide adequate design and operating safeguards.

TI does not warrant or represent that any license, either express or implied, is granted under any TI patent right, copyright, mask work right, or other TI intellectual property right relating to any combination, machine, or process in which TI products or services are used. Information published by TI regarding third-party products or services does not constitute a license from TI to use such products or services or a warranty or endorsement thereof. Use of such information may require a license from a third party under the patents or other intellectual property of the third party, or a license from TI under the patents or other intellectual property of TI.

Reproduction of information in TI data books or data sheets is permissible only if reproduction is without alteration and is accompanied by all associated warranties, conditions, limitations, and notices. Reproduction of this information with alteration is an unfair and deceptive business practice. TI is not responsible or liable for such altered documentation.

Resale of TI products or services with statements different from or beyond the parameters stated by TI for that product or service voids all express and any implied warranties for the associated TI product or service and is an unfair and deceptive business practice. TI is not responsible or liable for any such statements.

Following are URLs where you can obtain information on other Texas Instruments products and application solutions:

Products		Applications	
Amplifiers	amplifier.ti.com	Audio	www.ti.com/audio
Data Converters	dataconverter.ti.com	Automotive	www.ti.com/automotive
DSP	dsp.ti.com	Broadband	www.ti.com/broadband
Interface	interface.ti.com	Digital Control	www.ti.com/digitalcontrol
Logic	logic.ti.com	Military	www.ti.com/military
Power Mgmt	power.ti.com	Optical Networking	www.ti.com/opticalnetwork
Microcontrollers	microcontroller.ti.com	Security	www.ti.com/security
		Telephony	www.ti.com/telephony
		Video & Imaging	www.ti.com/video
		Wireless	www.ti.com/wireless

Mailing Address: Texas Instruments
Post Office Box 655303 Dallas, Texas 75265

Copyright © 2004, Texas Instruments Incorporated


Looking for pricing, stock, or lifecycle information?

Click below to explore more details on WIN SOURCE:

 [View TMDSDSK6416-T](#) on WIN SOURCE

 [Texas Instruments](#) Information

Optimize Your Supply Chain with WIN SOURCE Solutions

-  Global Sourcing Solution
-  Obsolete Management
-  Cost Control Management
-  Shortage Management
-  Alternative Solution
-  Excess Inventory Management