



THE DATASHEET OF CMLS104T-1R0MS



Power Choke Coil CMLS104T MS type

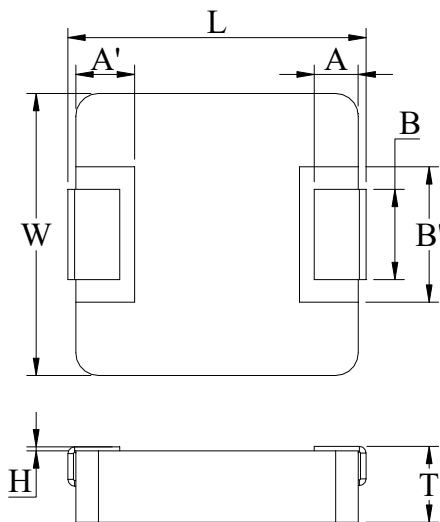
■ Features

- High performance (Isat) realized by metal dust core.
- Low profile : Thickness max. 4.0mm
- Low loss realized with low DCR
- Capable of corresponding high frequency (3MHz)
- 100% lead (Pb) free meet RoHS standard

■ Application

- DC/DC converter for CPU in Notebook PC
- Thin type on-board power supply module for exchanger
- VRM for server

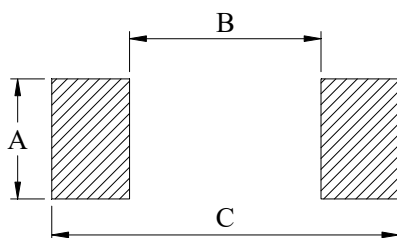
■ Outline Dimensions



| Code | Dimensions (mm) | |
|------|--|-----------------------|
| | R15 / R22 / R36 / R47 R56 / R68 / 1R0 / 1R5 | 2R2 / 3R3 / 4R7 / 5R6 |
| L | 11.15 ± 0.35 | 10.85 ± 0.35 |
| W | 10.0 ± 0.3 | |
| T | 3.8 ± 0.2 | |
| A | 2.0 ± 0.5 | |
| A' | 2.5 ± 0.1 | |
| B | 3.0 ± 0.5 | |
| B' | 5.0 ± 0.2 | |
| H | 0 ~ +0.15 | |

■ Recommend Land Pattern Dimensions

The customer shall determine the land dimensions shown below after confirming and safety.



| | |
|---|------|
| A | 4.1 |
| B | 5.4 |
| C | 13.6 |

Unit : mm

■ Specifications

| Part Number | L0 Inductance (μH) @ (0A) | R_{dc} (m Ω) | | Heat Rating Current DC Amps. I _{dc} (A) | | Saturation Current DC Amps. I _{sat} (A) | |
|----------------|--|------------------------|---------|---|---------|---|---------|
| | | Typical | Maximum | Typical | Maximum | Typical | Maximum |
| CMLS104T-R15MS | 0.15 | 0.50 | 0.65 | 52.0 | 48.0 | 100.0 | 90.0 |
| CMLS104T-R22MS | 0.22 | 0.85 | 0.95 | 40.0 | 35.0 | 90.0 | 75.0 |
| CMLS104T-R36MS | 0.36 | 1.10 | 1.25 | 30.0 | 27.0 | 70.0 | 60.0 |
| CMLS104T-R47MS | 0.47 | 1.50 | 1.78 | 28.0 | 24.0 | 55.0 | 47.0 |
| CMLS104T-R56MS | 0.56 | 1.60 | 1.80 | 27.5 | 22.0 | 49.0 | 45.0 |
| CMLS104T-R68MS | 0.68 | 1.80 | 2.10 | 22.0 | 20.0 | 43.0 | 37.0 |
| CMLS104T-1R0MS | 1.0 | 2.70 | 3.20 | 20.0 | 18.0 | 41.0 | 36.0 |
| CMLS104T-1R5MS | 1.5 | 3.80 | 4.20 | 16.0 | 14.0 | 38.0 | 33.0 |
| CMLS104T-2R2MS | 2.2 | 6.40 | 7.00 | 12.5 | 11.0 | 27.0 | 23.0 |
| CMLS104T-3R3MS | 3.3 | 10.8 | 11.8 | 10.7 | 10.0 | 25.5 | 21.0 |
| CMLS104T-4R7MS | 4.7 | 14.0 | 16.3 | 10.0 | 9.0 | 19.0 | 17.0 |
| CMLS104T-5R6MS | 5.6 | 17.0 | 19.3 | 9.0 | 8.0 | 18.0 | 16.0 |

* : If you require another part number please contact with us.

** : Inductance Tolerance $\pm 20\%$

Note 1. : All test data is referenced to 25°C ambient.

Note 2. : Test Condition:100KHz, 1.0Vrms

Note 3. : I_{dc} : DC current (A) that will cause an approximate ΔT of 40°C

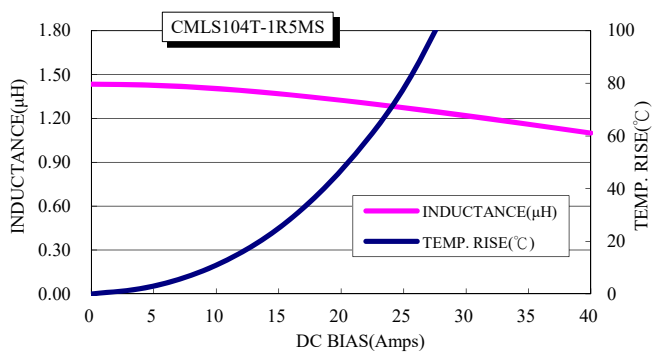
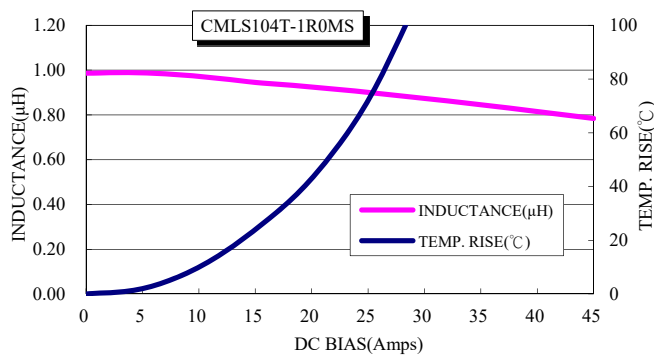
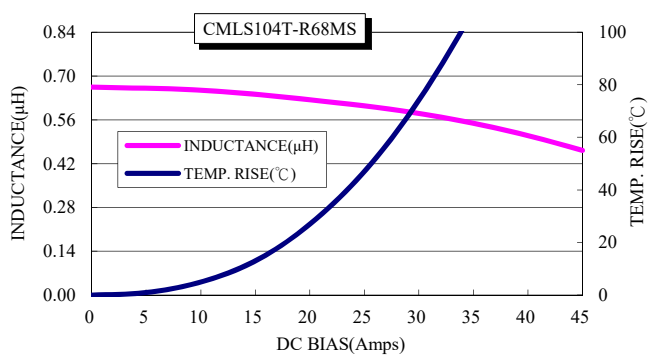
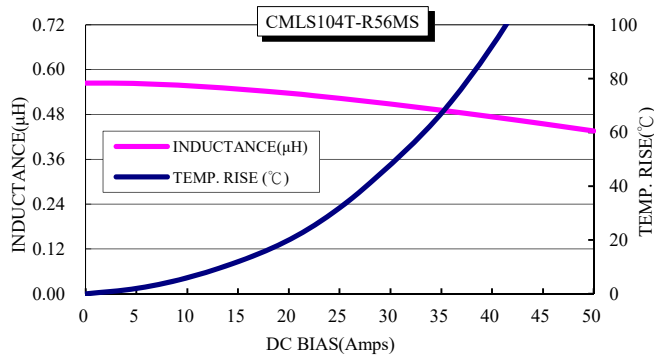
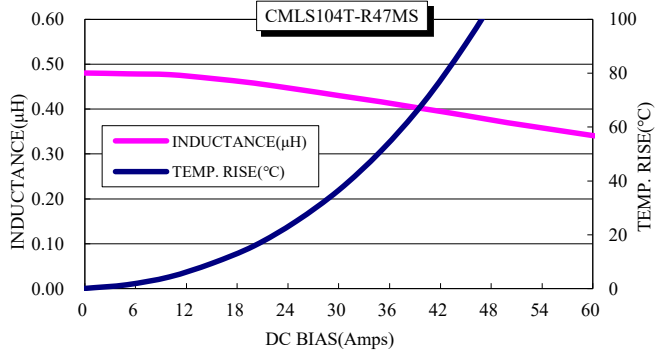
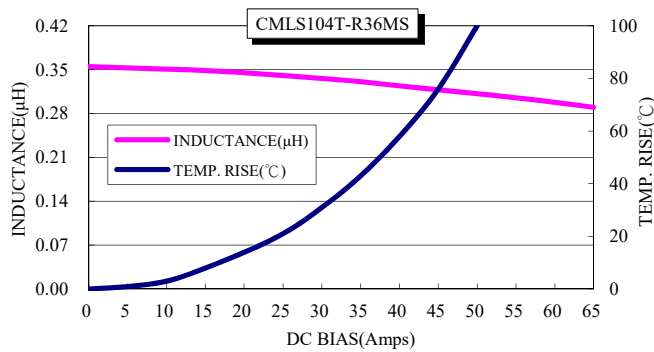
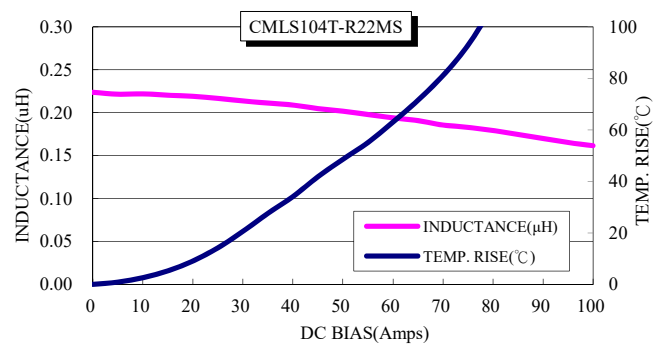
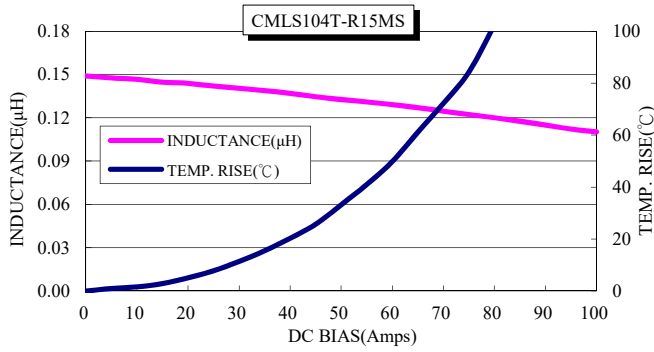
Note 4. : I_{sat} : DC current (A) that will cause L0 to drop approximately 30%

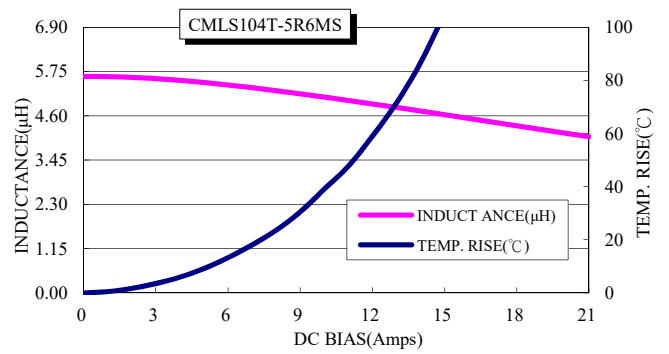
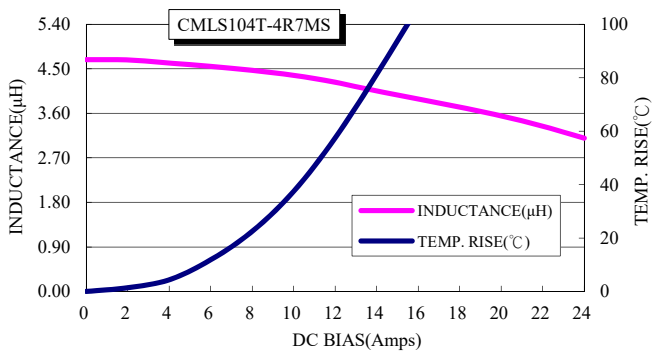
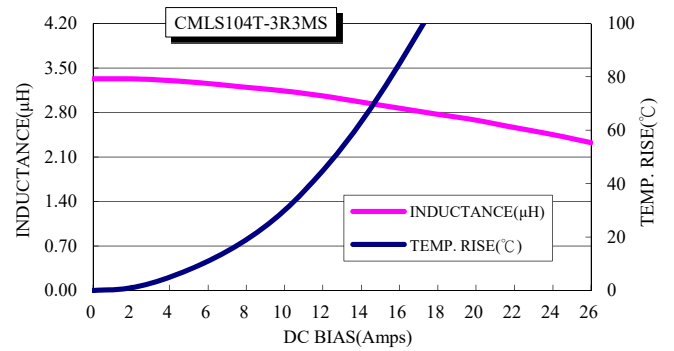
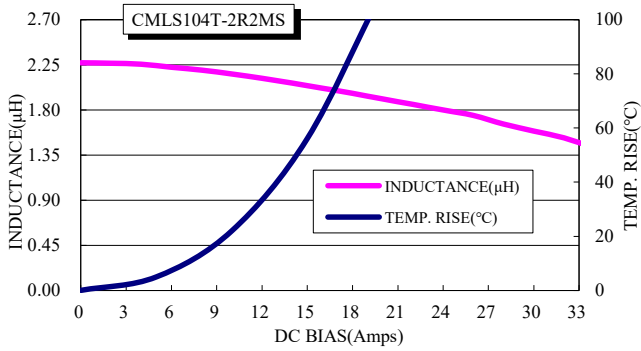
Note 5. : Operating Temperature Range -55°C to + 125°C

Note 6. : The part temperature (ambient + temp rise) should not exceed 125°C under the worst case operating conditions. Circuit design, component placement, PCB trace size and thickness, airflow and other cooling provision all affect the part temperature. Part temperature should be verified in the end application.

Note 7. : The rated current as listed is either the saturation current or the heating current depending on which value is lower.



Current Characteristic





Looking for pricing, stock, or lifecycle information?

Click below to explore more details on WIN SOURCE:

-  [View CMLS104T-1R0MS on WIN SOURCE](#)
-  [Delta Electronics Information](#)

Optimize Your Supply Chain with WIN SOURCE Solutions

-  Global Sourcing Solution
-  Obsolete Management
-  Cost Control Management
-  Shortage Management
-  Alternative Solution
-  Excess Inventory Management