




THE DATASHEET OF
009155004051016



BATTERY CONNECTORS

Standard 2.5mm Pitch 9155-000



The standard battery connector is specifically designed for mobile equipment.

The connectors are available in 3, 4 and 5 contact positions all on a 2.50mm pitch. The insulator height provides a 3mm spacing, with various contact nose heights from 1.20mm to 2.60mm, to provide spacing options to the end user.

All contacts are stamped and are rated to 3A, with Gold plating. Parts are supplied in tape and reel for automatic pick and place. Optional retaining brackets are available to provide greater strength when connected to the PCB.

Whatever your requirements, the 9155 series Battery Connector can also be customized to suit your applications.

APPLICATIONS

- Mobile Phones
- PDA
- Medical
- PMR
- Industrial

FEATURES AND BENEFITS

- Suitable for 5000 mechanical cycles.
- Variety of contact heights offered to suit different mechanical designs.
- Connectors can be end to end stackable.
- RoHS Compliant available.

ELECTRICAL

- Current Rating: 3 Amp / Contact
- Voltage Rating: 125 VAC

ENVIRONMENTAL

- Operating Temperature: -40°C to +125°C

MECHANICAL

- Insulator Material: Glass-Filled Nylon 46; UL94 V-0
- Contact Material: Beryllium Copper
- Plating: Gold over Nickel
- Durability: 5000 Cycles

HOW TO ORDER

STANDARD

00
Prefix
00 = Standard
58 = Special

9155
Series

00X
No of Ways
3 = 003
4 = 004
5 = 005

00
Standard Battery Connector
00 = Standard Force

X
Contact Height
1 = 1.20 (0.047) / 1.65 (0.064)
2 = 1.80 (0.071) / 2.10 (0.083)
3 = 2.30 (0.091) / 2.60 (0.102)

01
Bracket
01 = With Bracket

X
Plating Option
6 = 0.4µm Selective Gold, Standard
8 = 0.8µm Selective Gold, Special Order



REDUCED NOSE

00
Prefix
00 = Standard
58 = Special

9155
Series

00X
No of Ways
3 = 003
4 = 004
5 = 005

05
Standard Battery Connector
05 = Reduced Nose

X
Contact Height
1 = 1.20 (0.047) / 1.50 (0.059)
2 = 1.80 (0.071) / 2.10 (0.083)
3 = 2.30 (0.091) / 2.60 (0.102)

01
Bracket
01 = With Bracket

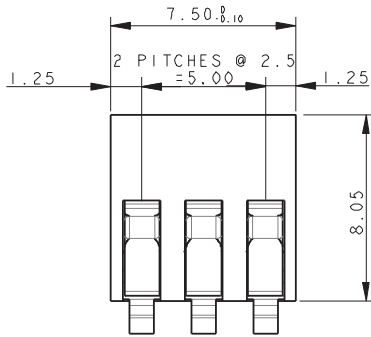
X
Plating Option
6 = 0.4µm Selective Gold, Standard
8 = 0.8µm Selective Gold, Special Order

BATTERY CONNECTORS

Standard 2.5mm Pitch 9155-000

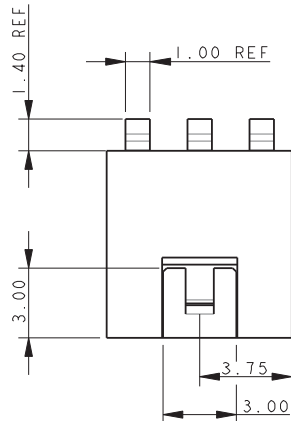
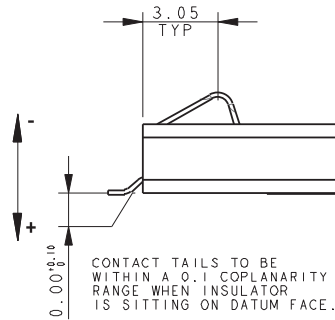
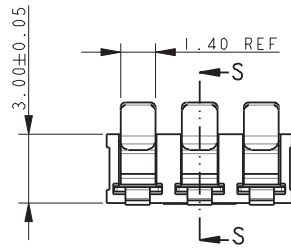


3 WAY BATTERY CONNECTOR

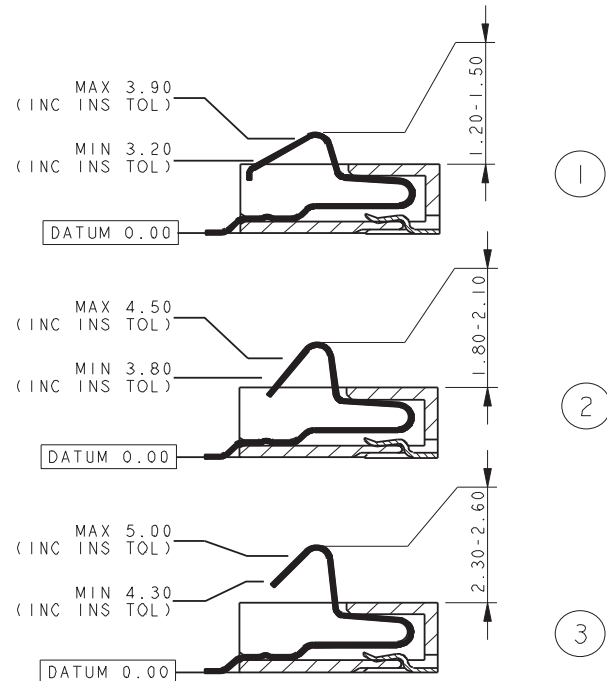


NOTES:

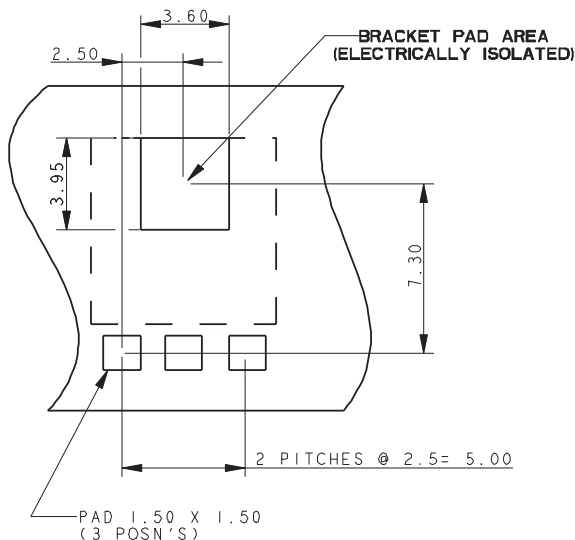
1. FOR MORE INFORMATION REFER TO PRODUCT SPEC 201-01-050.
2. GENERAL TOLERANCE ± 0.20 UNLESS OTHERWISE STATED.
3. FOR MATING PAD DETAILS REFER TO PAGE 6.
4. INSULATOR MATERIAL: 30% GLASS FILLED NYLON 46, UL94 V-0. COLOR BLACK.
5. CONTACT MATERIAL: BERYLLIUM COPPER.
6. CONTACT PLATING: SELECTIVE GOLD OVER NICKEL. PURE TIN ON TAILS.
7. BRACKET MATERIAL: PHOSPHOR BRONZE.
8. BRACKET PLATING: PURE TIN OVER NICKEL.



MATING CONDITIONS

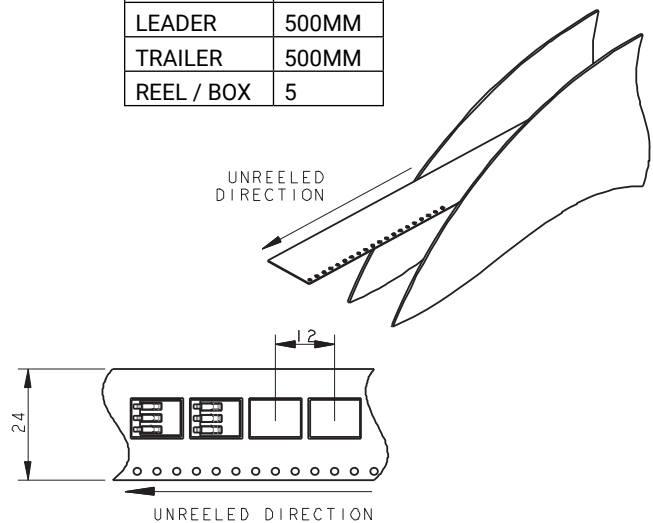


PCB BOARD LAYOUT



PACKING DETAILS

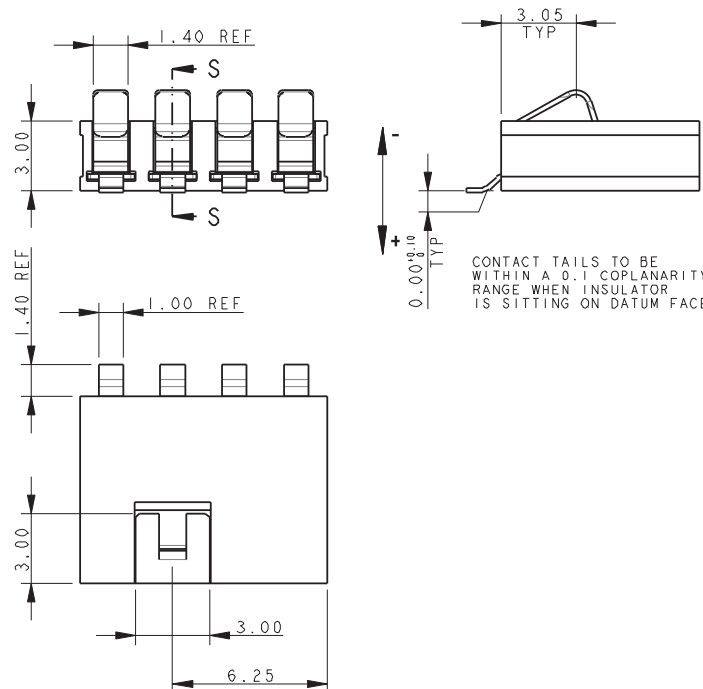
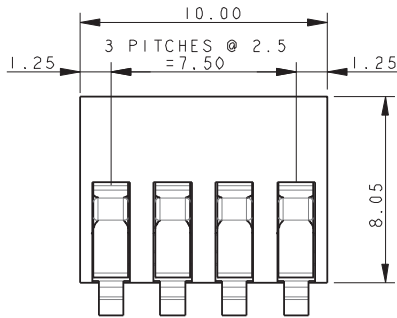
REEL QTY	1000
LEADER	500MM
TRAILER	500MM
REEL / BOX	5



BATTERY CONNECTORS

Standard 2.5mm Pitch 9155-000

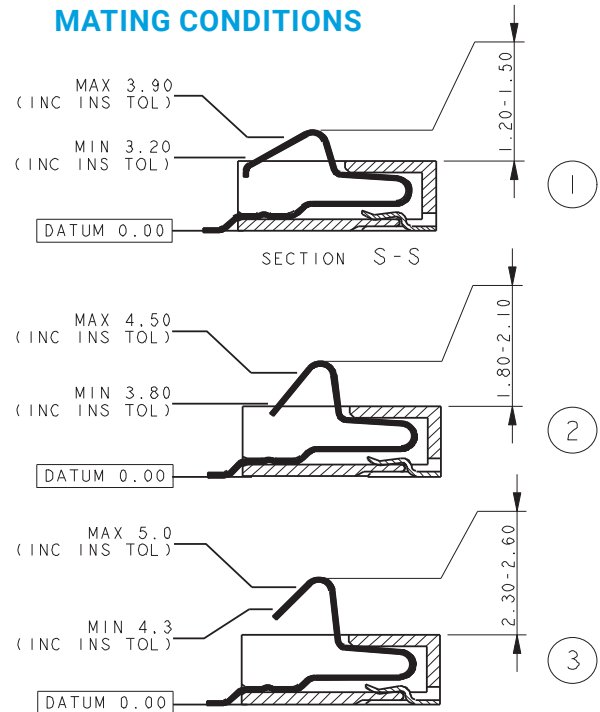
4 WAY BATTERY CONNECTOR



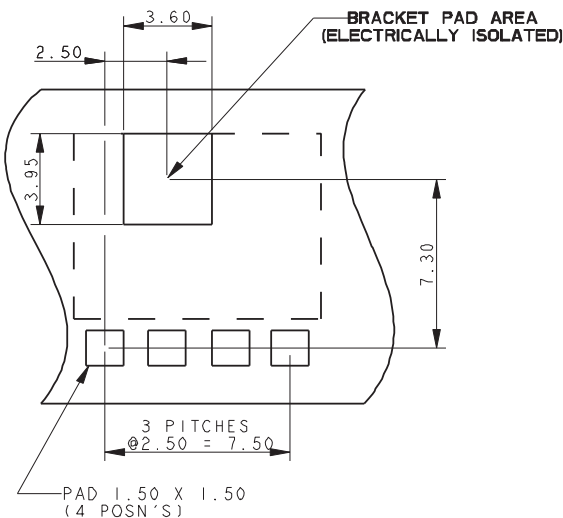
NOTES:

1. FOR MORE INFORMATION REFER TO PRODUCT SPEC 201-01-050.
2. GENERAL TOLERANCE ± 0.20 UNLESS OTHERWISE STATED.
3. FOR MATING PAD DETAILS REFER TO PAGE 6.
4. INSULATOR MATERIAL: 30% GLASS FILLED NYLON 46, UL94 V-O. COLOR BLACK.
5. CONTACT MATERIAL: BERYLLIUM COPPER.
6. CONTACT PLATING: SELECTIVE GOLD OVER NICKEL. PURE TIN ON TAILS.
7. BRACKET MATERIAL: PHOSPHOR BRONZE.
8. BRACKET PLATING: PURE TIN OVER NICKEL.

MATING CONDITIONS

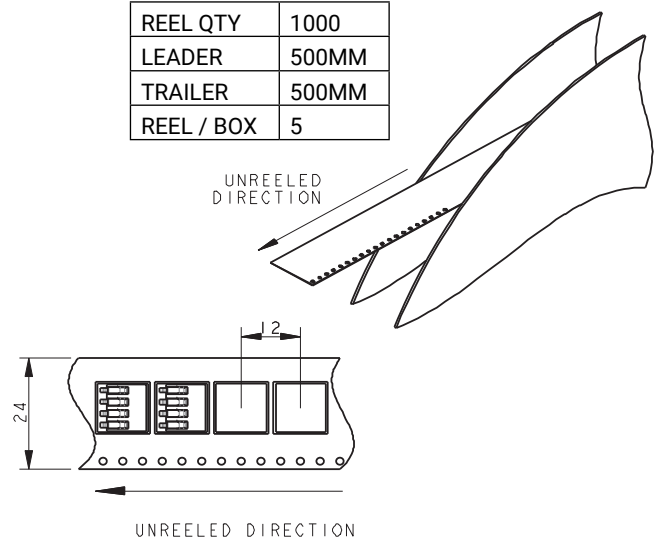


PCB BOARD LAYOUT



PACKING DETAILS

REEL QTY	1000
LEADER	500MM
TRAILER	500MM
REEL / BOX	5

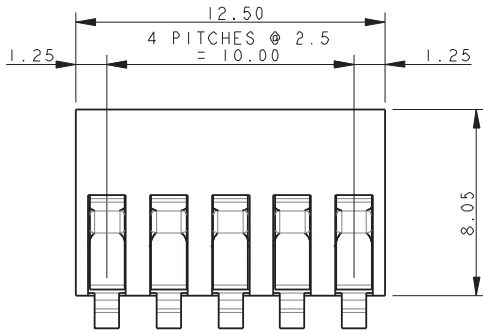


BATTERY CONNECTORS

Standard 2.5mm Pitch 9155-000



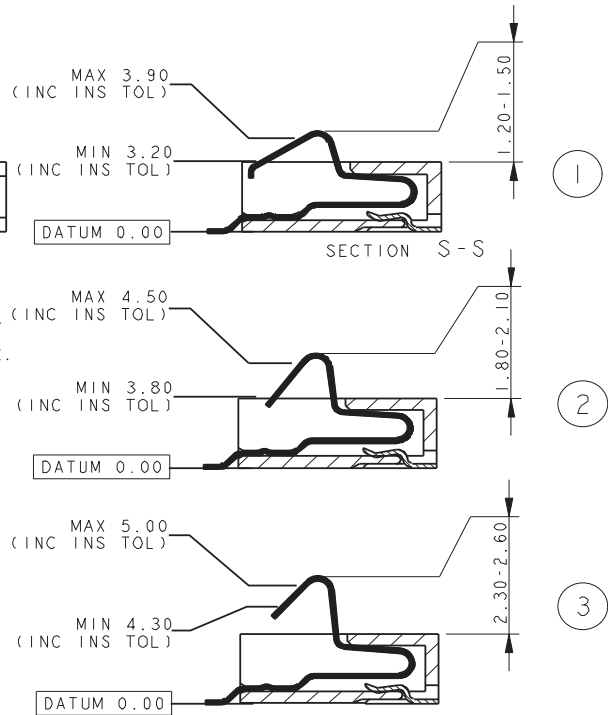
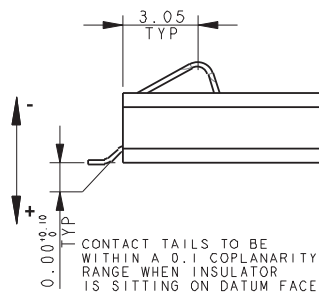
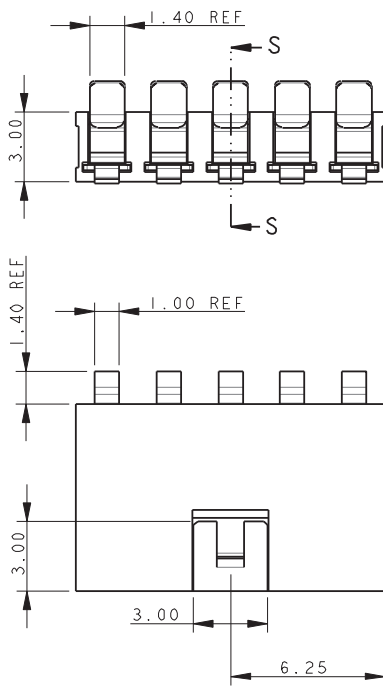
5 WAY BATTERY CONNECTOR



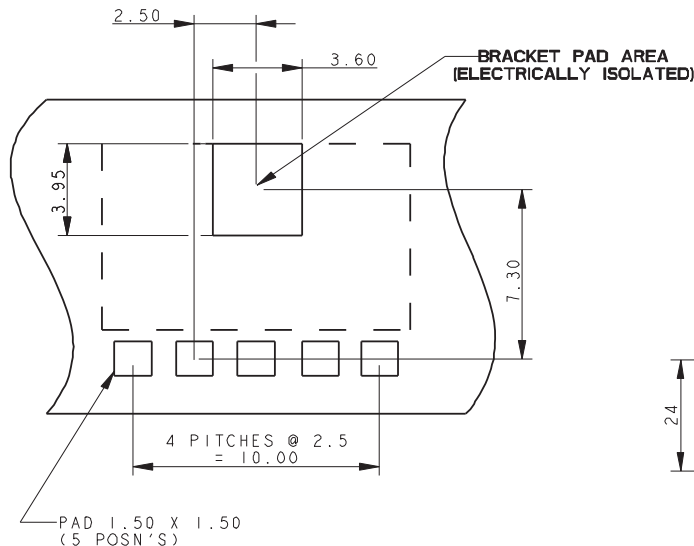
NOTES:

1. FOR MORE INFORMATION REFER TO PRODUCT SPEC 201-01-050.
2. GENERAL TOLERANCE ± 0.20 UNLESS OTHERWISE STATED.
3. FOR MATING PAD DETAILS REFER TO PAGE 6.
4. INSULATOR MATERIAL: 30% GLASS FILLED NYLON 46, UL94 V-0. COLOR BLACK.
5. CONTACT MATERIAL: BERYLLIUM COPPER.
6. CONTACT PLATING: SELECTIVE GOLD OVER NICKEL. PURE TIN ON TAILS.
7. BRACKET MATERIAL: PHOSPHOR BRONZE.
8. BRACKET PLATING: PURE TIN OVER NICKEL.

MATING CONDITIONS



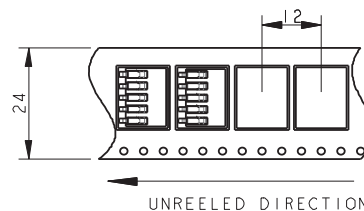
PCB BOARD LAYOUT



PACKING DETAILS

REEL QTY	1000
LEADER	500MM
TRAILER	500MM
REEL / BOX	5

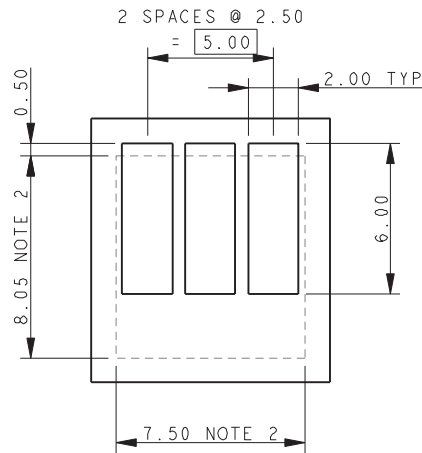
UNREEL DIRECTION



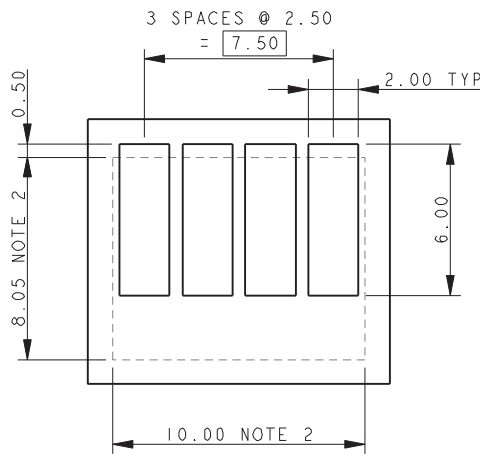
BATTERY CONNECTORS

Standard 2.5mm Pitch 9155-000

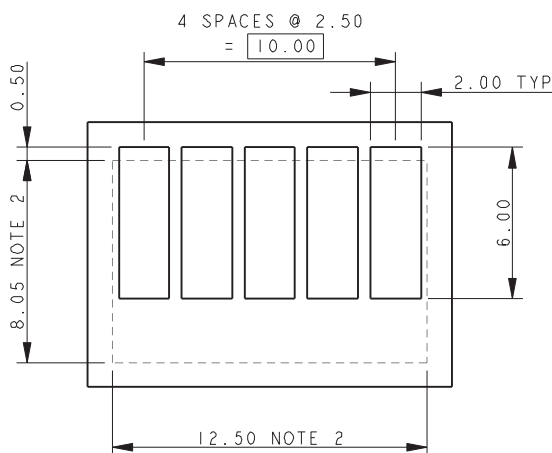
STANDARD BATTERY – MATING PADS



3 WAY MATING PADS



4 WAY MATING PADS



5 WAY MATING PADS

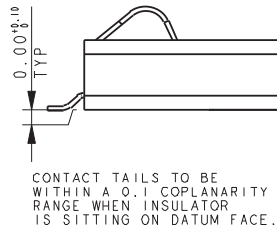
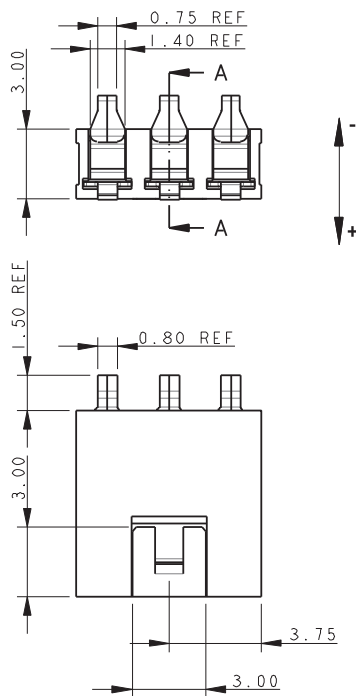
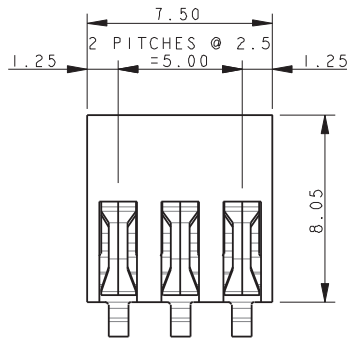
NOTES:

1. SUGGESTED MATING PADS FOR STANDARD BATTERY CONNECTORS.
2. OUTLINE OF CONNECTOR.
3. PREFERRED PLATING ON PADS GOLD OVER NICKEL.
4. PAD LENGTH MAY REQUIRE ADJUSTMENT OF MATCH THE CUSTOMERS ASSEMBLY.
5. REFERENCE DIMENSIONS.

BATTERY CONNECTORS

Standard 2.5mm Pitch 9155-000

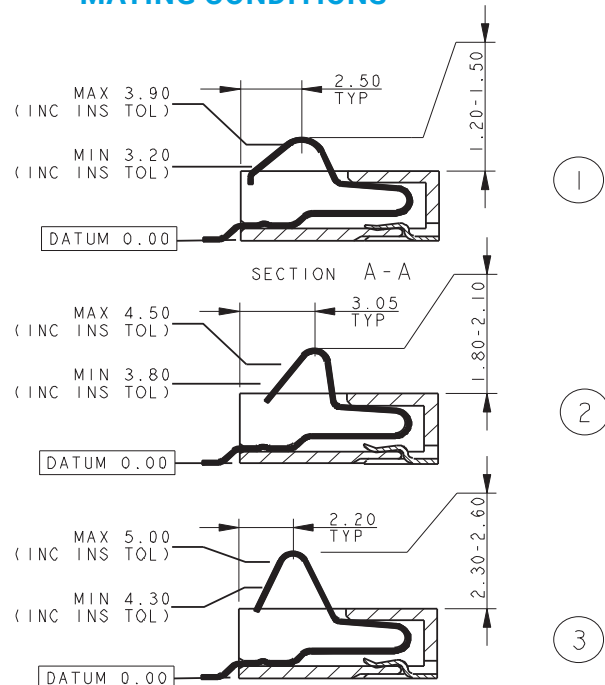
3 WAY BATTERY CONNECTOR REDUCED NOSE



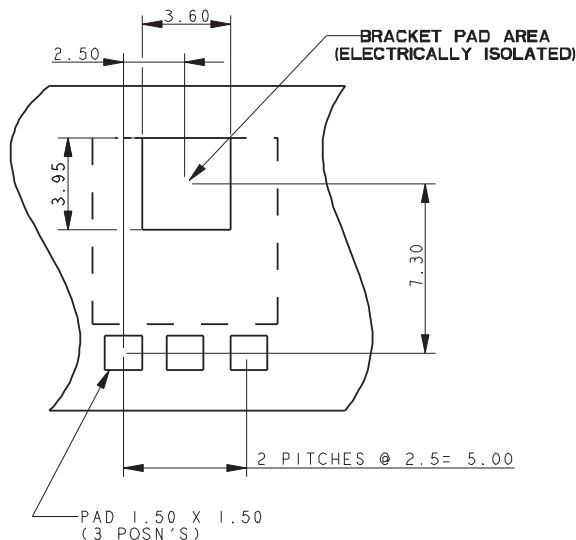
NOTES:

1. FOR MORE INFORMATION REFER TO PRODUCT SPEC 201-01-050.
2. GENERAL TOLERANCE ± 0.20 UNLESS OTHERWISE STATED.
3. FOR MATING PAD DETAILS REFER TO PAGE 9.
4. INSULATOR MATERIAL: 30% GLASS FILLED NYLON 46, UL94 V-0. COLOR BLACK.
5. CONTACT MATERIAL: BERYLLIUM COPPER.
6. CONTACT PLATING: SELECTIVE GOLD OVER NICKEL. PURE TIN ON TAILS.
7. BRACKET MATERIAL: PHOSPHOR BRONZE.
8. BRACKET PLATING: PURE TIN OVER NICKEL.

MATING CONDITIONS

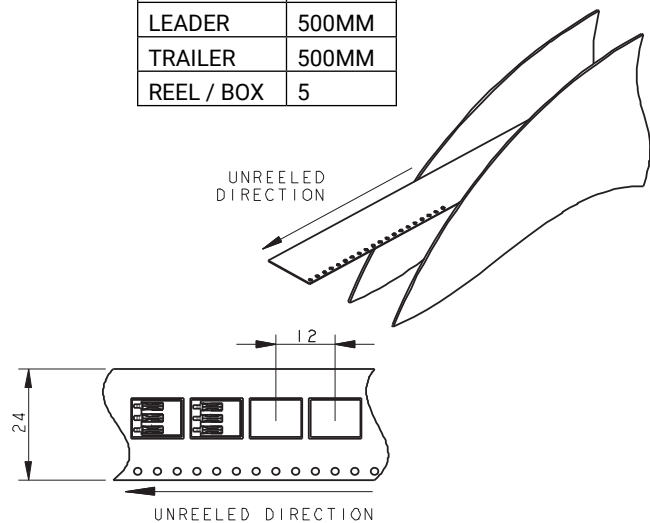


PCB BOARD LAYOUT



PACKING DETAILS

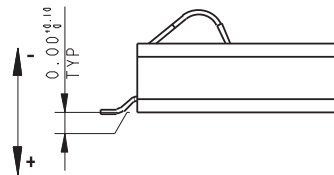
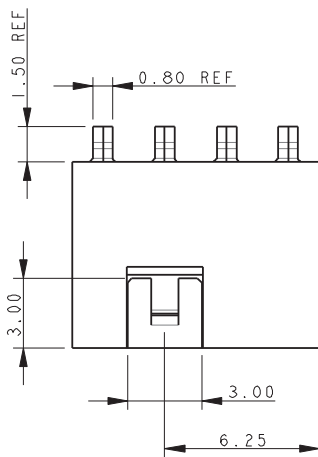
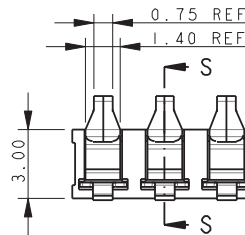
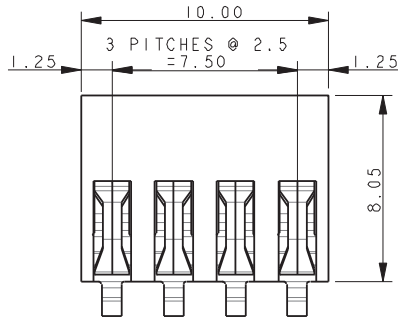
REEL QTY	1000
LEADER	500MM
TRAILER	500MM
REEL / BOX	5



BATTERY CONNECTORS

Standard 2.5mm Pitch 9155-000

4 WAY BATTERY CONNECTOR REDUCED NOSE

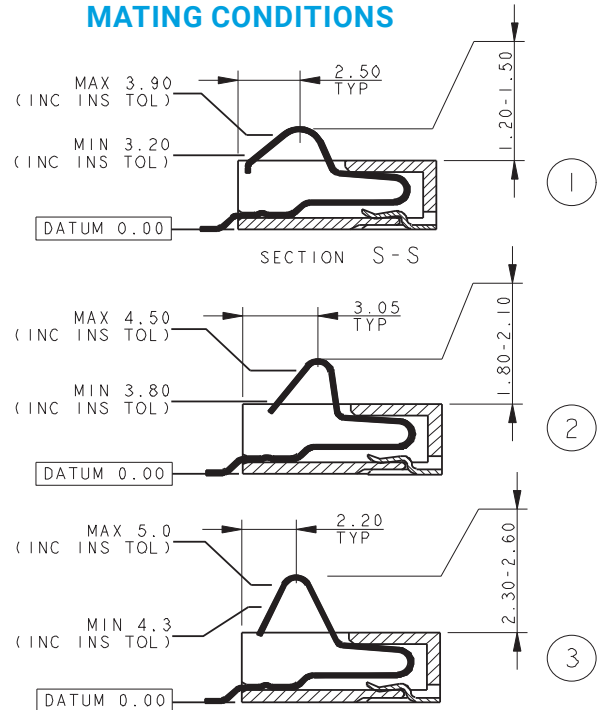


CONTACT TAILS TO BE WITHIN A 0.1 COPLANARITY RANGE WHEN INSULATOR IS SITTING ON DATUM FACE.

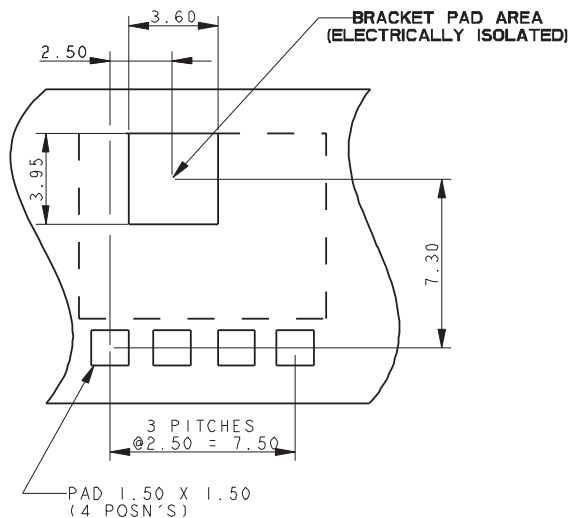
NOTES:

1. FOR MORE INFORMATION REFER TO PRODUCT SPEC 201-01-050.
2. GENERAL TOLERANCE ± 0.20 UNLESS OTHERWISE STATED.
3. FOR MATING PAD DETAILS REFER TO PAGE 9.
4. INSULATOR MATERIAL: 30% GLASS FILLED NYLON 46, UL94 V-O. COLOR BLACK.
5. CONTACT MATERIAL: BERYLLIUM COPPER.
6. CONTACT PLATING: SELECTIVE GOLD OVER NICKEL. PURE TIN ON TAILS.
7. BRACKET MATERIAL: PHOSPHOR BRONZE.
8. BRACKET PLATING: PURE TIN OVER NICKEL.

MATING CONDITIONS

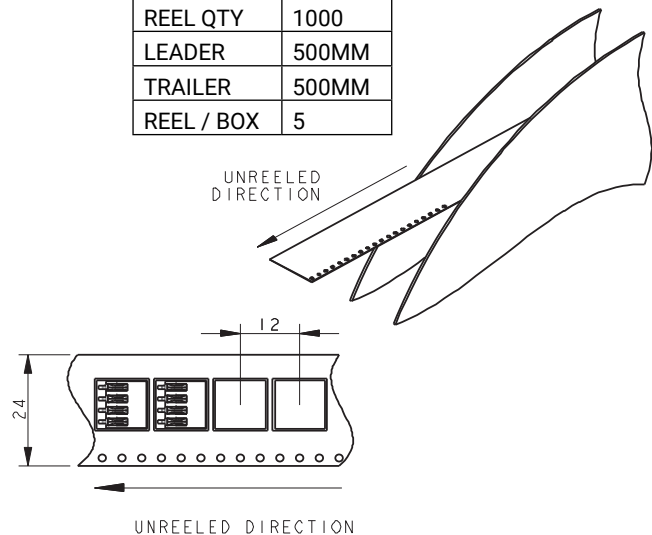


PCB BOARD LAYOUT



PACKING DETAILS

REEL QTY	1000
LEADER	500MM
TRAILER	500MM
REEL / BOX	5

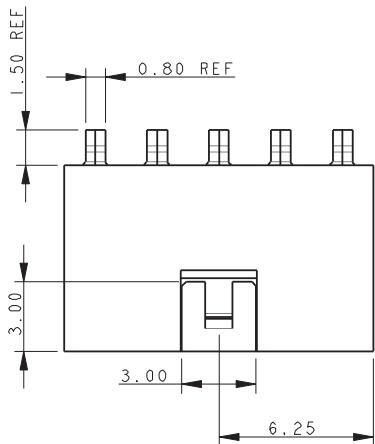
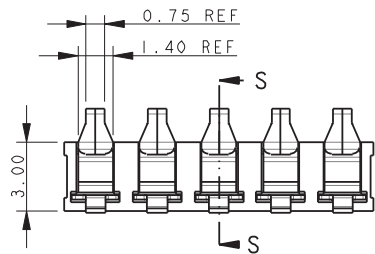
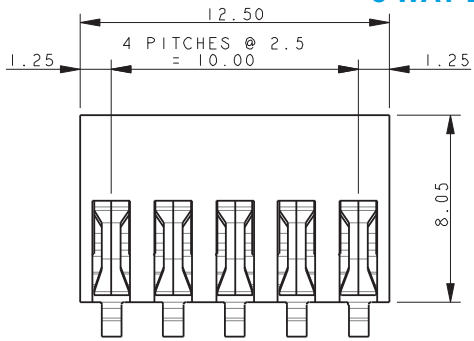


BATTERY CONNECTORS

Standard 2.5mm Pitch 9155-000



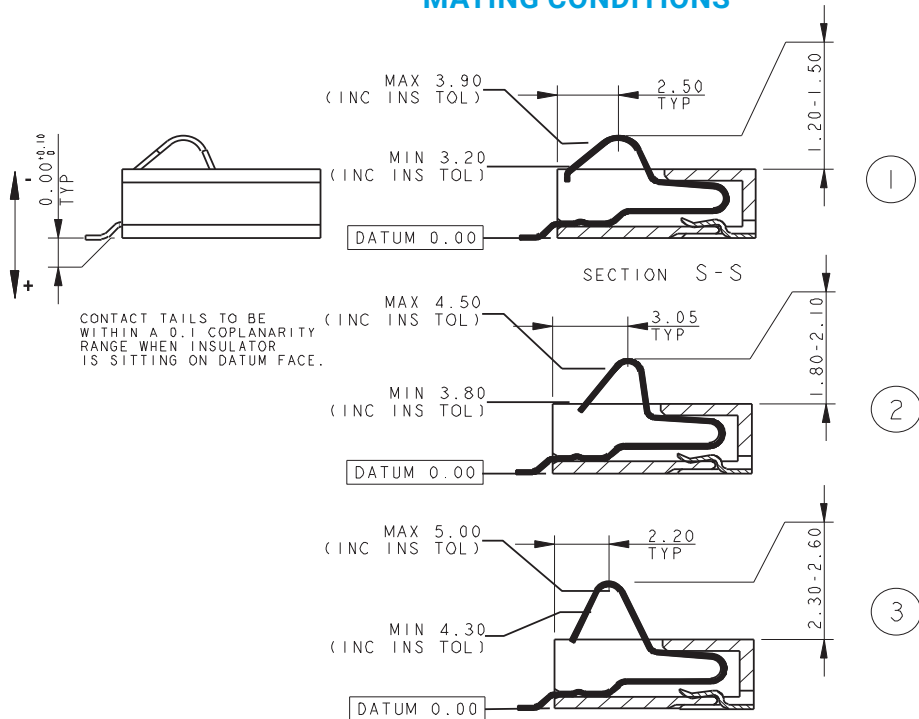
5 WAY BATTERY CONNECTOR REDUCED NOSE



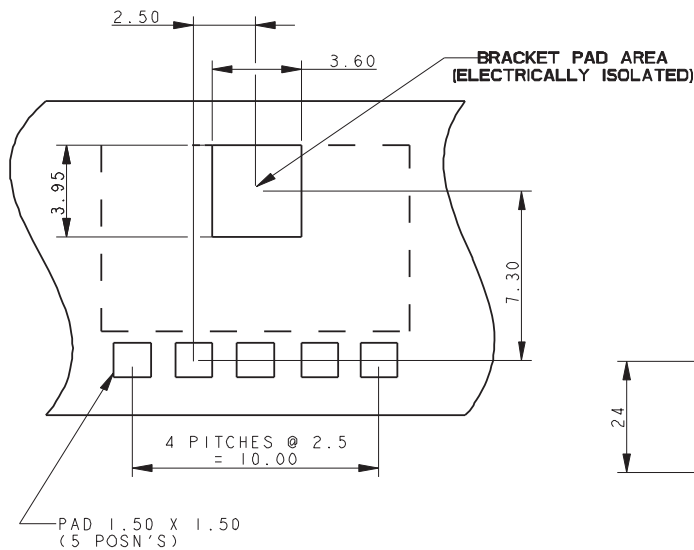
NOTES:

1. FOR MORE INFORMATION REFER TO PRODUCT SPEC 201-01-050.
2. GENERAL TOLERANCE ± 0.20 UNLESS OTHERWISE STATED.
3. FOR MATING PAD DETAILS REFER TO PAGE 9.
4. INSULATOR MATERIAL: 30% GLASS FILLED NYLON 46, UL94 V-0. COLOR BLACK.
5. CONTACT MATERIAL: BERYLLIUM COPPER.
6. CONTACT PLATING: SELECTIVE GOLD OVER NICKEL. PURE TIN ON TAILS.
7. BRACKET MATERIAL: PHOSPHOR BRONZE.
8. BRACKET PLATING: PURE TIN OVER NICKEL.

MATING CONDITIONS



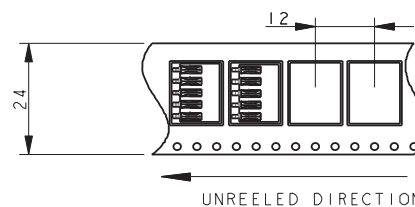
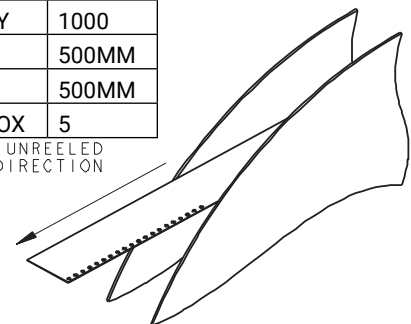
PCB BOARD LAYOUT



PACKING DETAILS

REEL QTY	1000
LEADER	500MM
TRAILER	500MM
REEL / BOX	5

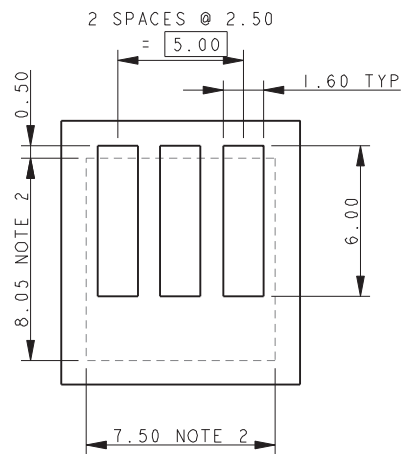
UNREELED DIRECTION



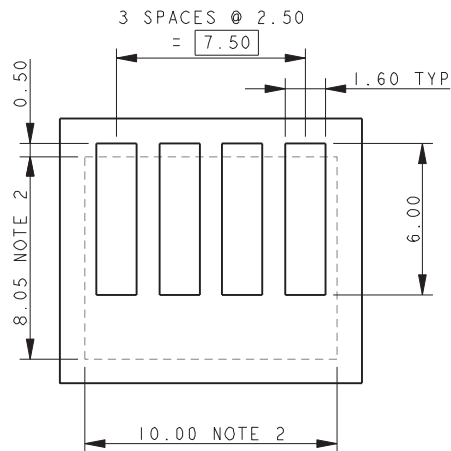
BATTERY CONNECTORS

Standard 2.5mm Pitch 9155-000

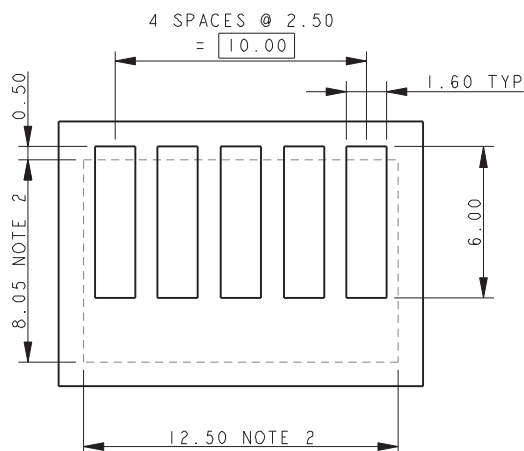
STANDARD BATTERY – MATING PADS



3 WAY MATING PADS



4 WAY MATING PADS



5 WAY MATING PADS

NOTES:

1. SUGGESTED MATING PADS FOR STANDARD BATTERY CONNECTORS.
2. OUTLINE OF CONNECTOR.
3. PREFERRED PLATING ON PADS GOLD OVER NICKEL.
4. PAD LENGTH MAY REQUIRE ADJUSTMENT OF MATCH THE CUSTOMERS ASSEMBLY.
5. REFERENCE DIMENSIONS.

Looking for pricing, stock, or lifecycle information?

Click below to explore more details on WIN SOURCE:

 [View 009155004051016 on WIN SOURCE](#)

 [AVX Corp/Kyocera Corp](#) Information

Optimize Your Supply Chain with WIN SOURCE Solutions

-  Global Sourcing Solution
-  Obsolete Management
-  Cost Control Management
-  Shortage Management
-  Alternative Solution
-  Excess Inventory Management