



**THE DATASHEET OF
NRPN031PAEN-RC**



POSITIONS/ CONTACTS	A		B	
	INCH	MM	INCH	MM
01/01	N/A	N/A	0.079	2.00
02/02	0.079	2.00	0.157	4.00
03/03	0.157	4.00	0.236	6.00
04/04	0.236	6.00	0.315	8.00
05/05	0.315	8.00	0.394	10.00
06/06	0.394	10.00	0.472	12.00
07/07	0.472	12.00	0.551	14.00
08/08	0.551	14.00	0.630	16.00
09/09	0.630	16.00	0.709	18.00
10/10	0.709	18.00	0.787	20.00
11/11	0.787	20.00	0.866	22.00
12/12	0.866	22.00	0.945	24.00
13/13	0.945	24.00	1.024	26.00
14/14	1.024	26.00	1.102	28.00
15/15	1.102	28.00	1.181	30.00
16/16	1.181	30.00	1.260	32.00
17/17	1.260	32.00	1.339	34.00
18/18	1.339	34.00	1.417	36.00
19/19	1.417	36.00	1.496	38.00
20/20	1.496	38.00	1.575	40.00
21/21	1.575	40.00	1.654	42.00
22/22	1.654	42.00	1.732	44.00
23/23	1.732	44.00	1.811	46.00
24/24	1.811	46.00	1.890	48.00
25/25	1.890	48.00	1.969	50.00
26/26	1.969	50.00	2.047	52.00
27/27	2.047	52.00	2.126	54.00
28/28	2.126	54.00	2.205	56.00
29/29	2.205	56.00	2.283	58.00
30/30	2.283	58.00	2.362	60.00
31/31	2.362	60.00	2.441	62.00
32/32	2.441	62.00	2.520	64.00
33/33	2.520	64.00	2.598	66.00
34/34	2.598	66.00	2.677	68.00
35/35	2.677	68.00	2.756	70.00
36/36	2.756	70.00	2.835	72.00
37/37	2.835	72.00	2.913	74.00
38/38	2.913	74.00	2.992	76.00
39/39	2.992	76.00	3.071	78.00
40/40	3.071	78.00	3.150	80.00

PART NUMBER CODING

NRPN_1PAEN-RC

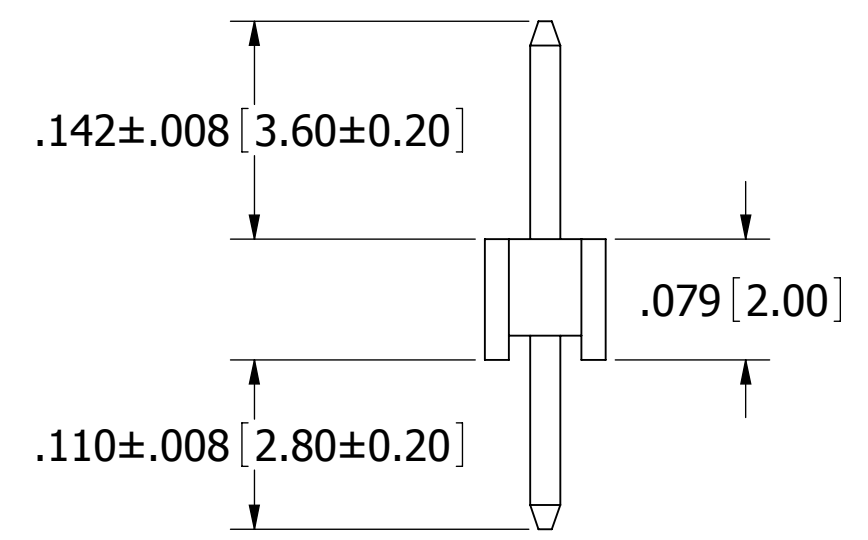
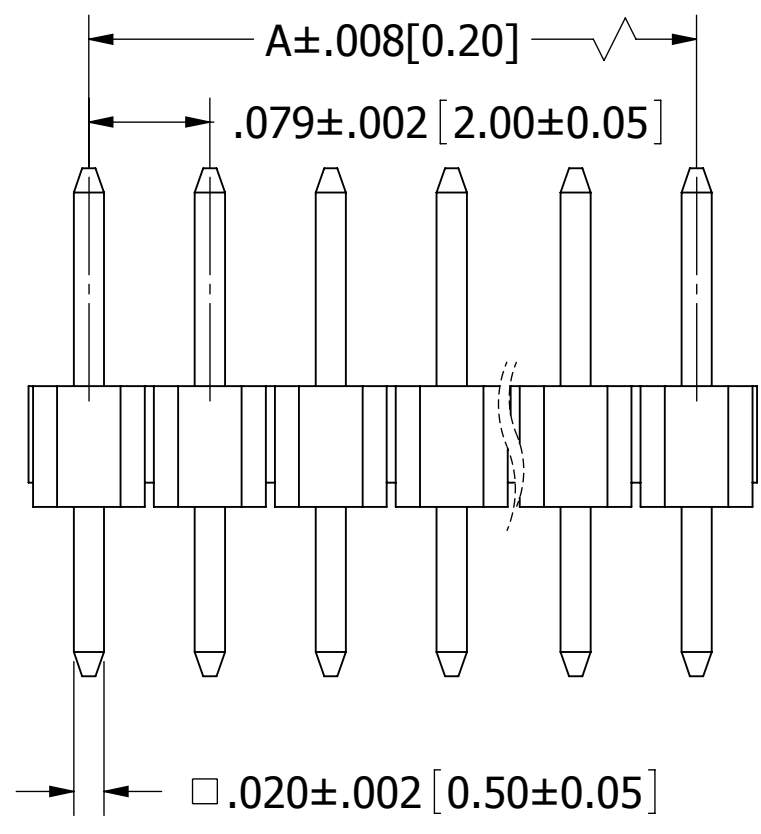
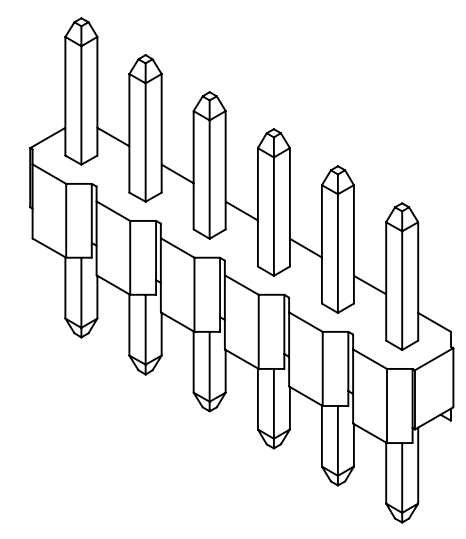
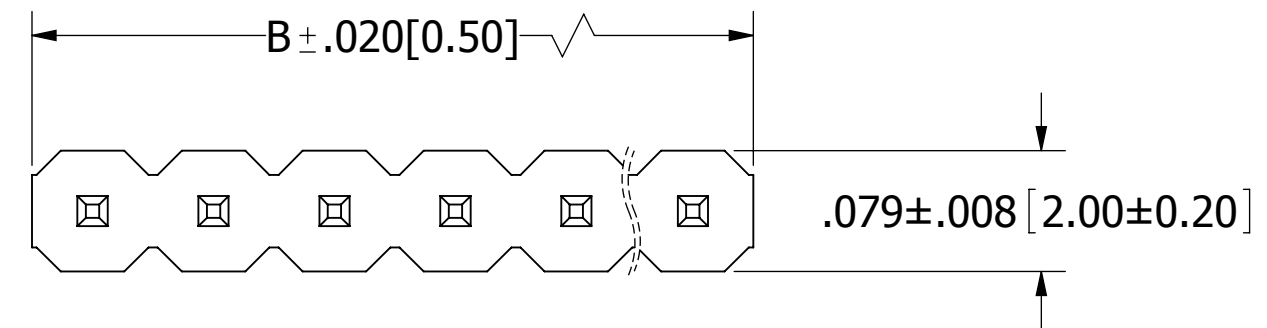
NUMBER OF POSITIONS

(CONTACTS PER ROW, 01 THRU 40)

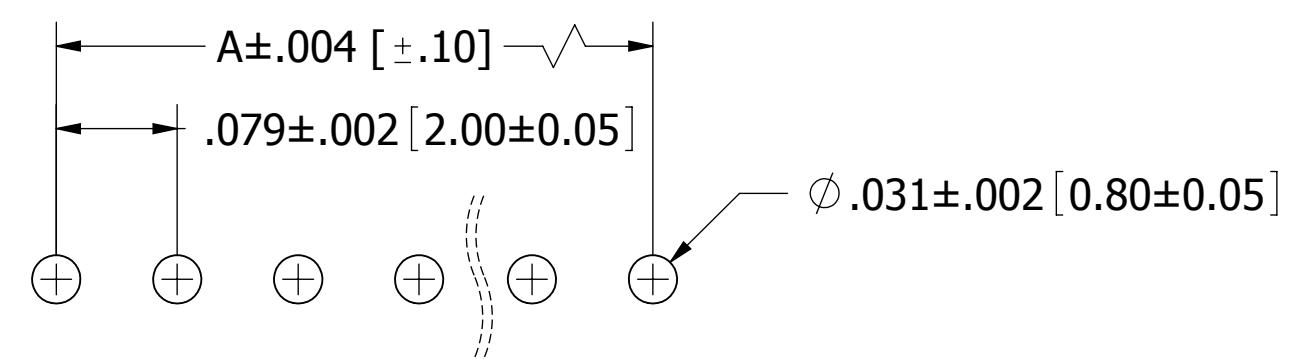
INSULATOR MATERIAL

N = NYLON 6T, UL 94V-0.
P = OBSOLETE, REPLACE WITH N.

REVISIONS				
REV.	ECO. NO	DESCRIPTION	DATE	BY
E	2673	UPDATE NOTE 4(WAS 1 AMP)	9/14/2012	LH
F	2828	UPDATE PROCESSING TEMPERATURE FOR NYLON 6T MATERIAL	04/09/2015	LH
H	3714	ADD 01-POSITION ON DIMENSION TABLE	07/27/2017	LH



02-20, .008[0.20] MAX.
21-30, .012[0.30] MAX.
31-40, .016[0.40] MAX.



RECOMMENDED PCB LAYOUT

- NOTES:**
- INSULATOR MATERIAL: SEE PART NUMBER CODING.
 - CONTACT MATERIAL: BRASS.
 - CONTACT PLATING: .000030" MIN NICKEL UNDERPLATE, GOLD FLASH OVERALL.
 - CURRENT RATING: 2.0 AMPS.
 - VOLTAGE RATING: 150V AC/DC.
 - INSULATOR RESISTANCE: 5000 MEGOHMS MIN.
 - CONTACT RESISTANCE: 20 MILLIOHMS MAX.
 - DIELECTRIC WITHSTANDING: 500V AC.
 - OPERATING TEMPERATURE: -40° C TO +105° C.
 - PROCESSING TEMP.: WAVE/MANUAL SOLDERING ONLY.



UNLESS OTHERWISE SPECIFIED: DIMENSIONS ARE IN INCHES [MM]	DRAWN	DATE	NAME	
		09/17/2009	JH	
TOLERANCES: ANGULAR: $\pm 1^\circ$ DECIMALS .X = $\pm .012 [.30]$.XX = $\pm .008 [.20]$.XXX = $\pm .006 [.15]$	<small>THE INFORMATION HEREIN CONTAINS PROPRIETARY INFORMATION OF SULLINS ELECTRONICS AND IS NOT TO BE REPRODUCED, USED OR DISCLOSED TO OTHERS FOR ANY PURPOSE EXCEPT AS SPECIFICALLY AUTHORIZED IN WRITING BY AN OFFICER OF SULLINS ELECTRONICS.</small>			TITLE
				HEADER MALE 2mm CC, 1 ROW, ST PART NUMBER NRPNxx1PAEN-RC
	SIZE	CAGE CODE	DWG. NO.	REV
	C	54453	10531	H
	SCALE: 16:1	SHEET 1 OF 1		

Looking for pricing, stock, or lifecycle information?

Click below to explore more details on WIN SOURCE:

- ⊖ [View NRPN031PAEN-RC on WIN SOURCE](#)
- ⊖ [Sullins Connector Solutions Information](#)

Optimize Your Supply Chain with WIN SOURCE Solutions

- ✓ Global Sourcing Solution
- ✓ Obsolete Management
- ✓ Cost Control Management
- ✓ Shortage Management
- ✓ Alternative Solution
- ✓ Excess Inventory Management