

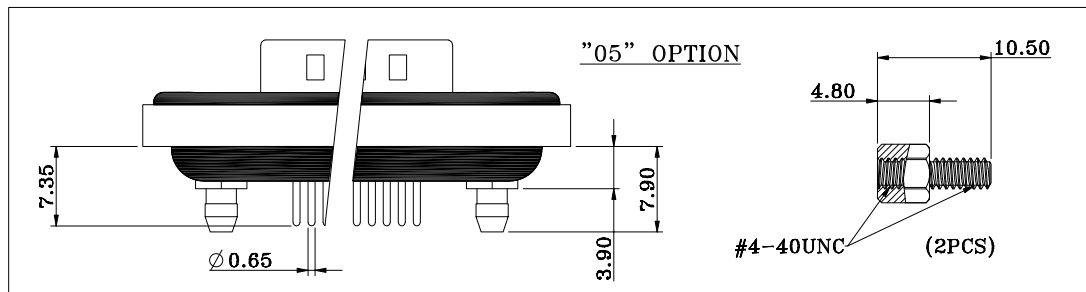
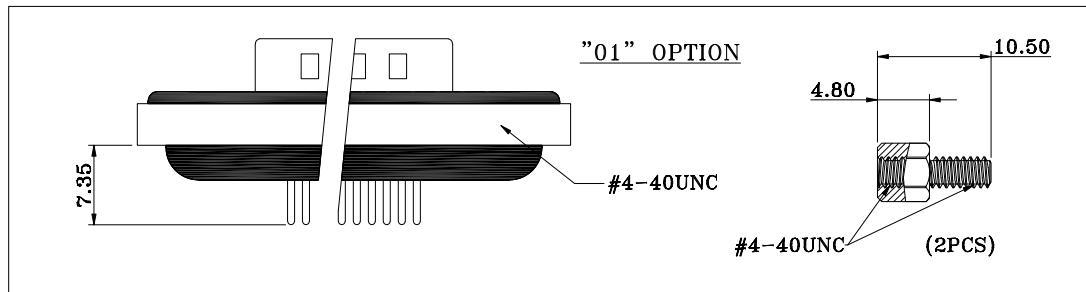
DIMENSIONS(mm)			
SIZE	A	B	C
9	39.50	25.00	16.90
15	48.00	33.30	25.25
25	61.50	47.05	38.95
37	77.80	63.50	55.40

**NOTE:**

**MATERIAL**

HOUSING	PBT UL94V-0, BLACK
FLANGE	PBT UL94V-0, BLACK
CONTACT	BRASS, PLATING P/N KEY BELOW
SHELL	STEEL, NICKEL
O-RING	SILICONE
SEALING COMPOUND	EPOXY
HARDWARE	BRASS; NICKEL PLATED

**HARDWARE OPTIONS**



**ELECTRICAL**

RATED CURRENT	5A
VOLTAGE	1000 VAC 1 MIN
INSULATOR RESISTANCE	5 Gohms MIN.
CONTACT RESISTANCE	10 mOhms MAX.
WATER PROOF	IP67
ENVIRONMENT	
OPERATION TEMPERATURE	-25°C TO +85°C

**SDF-VYY-113LYYY**

**SERIES**

SDF = STANDARD DSUB FLANGE

**CONTACT TYPE**

V = VERTICLE PCB MOUNT

**POSITIONS**

09  
15  
25  
37

**GENDER**

1 = MALE

**HARDWARE OPTIONS**

01 = 4-40 THREADED INSERTS/4-40 JACKSCREWS  
05 = 4-40 THREADED BOARDLOCKS/4-40 JACKSCREWS

**CONTACT PLATING OPTIONS**

1 = GOLD FLASH  
2 = 30u" GOLD PLATING

**RoHS COMPLIANT**



THESE DRAWINGS AND SPECIFICATIONS ARE THE PROPERTY OF NorComp AND SHALL NOT BE REPRODUCED, COPIED OR USED AS THE BASIS FOR THE MANUFACTURE OR SALE OF APPARATUS WITHOUT WRITTEN PERMISSION.

**DRAWN:**

J. KADEL

**DATE:**

03/02/2020

**TOLERANCES**

X. ±0.40  
.X ±0.30  
.XX ±0.20  
.XXX ±0.10

UNITS = mm

**DO NOT SCALE FROM DRAWING**

**NorComp**

SCALE:

NTS

SHEET

OF

1

2

REV

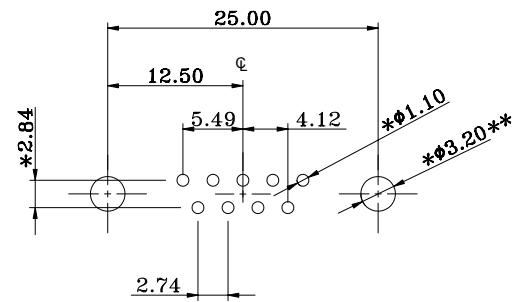
1

DWG NO.

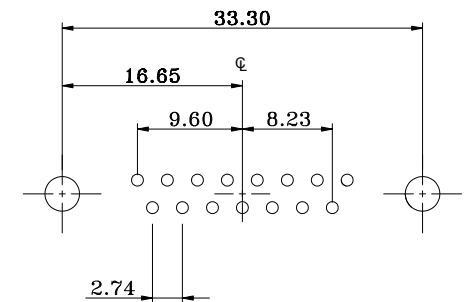
**SDF-VYY-113LYYY**

**\*\* $\phi$ 3.20MM HOLES NOT NEEDED FOR "01" HARDWARE OPTION**

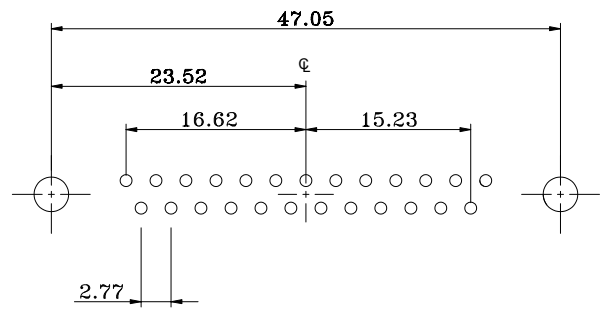
09 POSITION



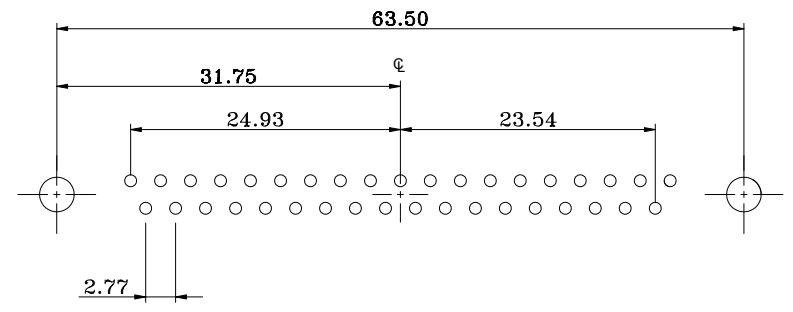
15 POSITION



25 POSITION



37 POSITION



RECOMMENDED PCB LAYOUT

\*TYPICAL // \*\*HOLE SIZE MAY NOT BE SUITABLE FOR YOUR SPECIFIC APPLICATION

RoHS COMPLIANT



THESE DRAWINGS AND SPECIFICATIONS ARE THE PROPERTY OF NorComp AND SHALL NOT BE REPRODUCED, COPIED OR USED AS THE BASIS FOR THE MANUFACTURE OR SALE OF APPARATUS WITHOUT WRITTEN PERMISSION.

DRAWN:  
J. KADEL  
DATE:  
03/02/2020

TOLERANCES  
X.  $\pm$ 0.40  
.X  $\pm$ 0.30  
.XX  $\pm$ 0.20  
.XXX  $\pm$ 0.10

UNITS = mm

DO NOT SCALE FROM DRAWING

NorComp

SCALE: NTS	SHEET 2	OF 2	REV 1
DWG NO.		SDF-VYY-113LYYY	

## Looking for pricing, stock, or lifecycle information?

Click below to explore more details on WIN SOURCE:

 [View SDF-V25-113L051 on WIN SOURCE](#)

 [NorComp Inc. Information](#)

## Optimize Your Supply Chain with WIN SOURCE Solutions

-  Global Sourcing Solution
-  Obsolete Management
-  Cost Control Management
-  Shortage Management
-  Alternative Solution
-  Excess Inventory Management