



**THE DATASHEET OF
FW-02-01-G-D-355-065**



DO NOT SCALE FROM THIS PRINT

NOTES:

1. MAXIMUM ALLOWABLE BOW: .003[0.08] IN/IN AFTER ASSEMBLY.
2. MINIMUM PUSHOUT FORCE SHALL BE .5 LB ON BOARD STYLE .070[1.78]-.198[5.03] AND 1 LB ON BOARD STYLE .199[5.05]-.690[17.53].
3. GOLD AREA TO APPEAR ON POST.
4. TAILS SHEARED TO DIMENSIONS SHOWN.
5. LAYER PACKAGE ALL -S. LAYER PACKAGE -D POSITIONS 2-10. TUBE PACKAGE -D POSITIONS 11-50.
6. AVAILABLE ONLY W/BOARD SPACE .215[5.46] TO .610[15.49].
7. "B" = POST DIMENSION + BOARD SPACE.
8. MAXIMUM CUT FLASH: .010 [0.25].
9. FOR FTS-XX-DV, FILL BODY SO THAT THE LEAD IN OF THE CORE IS ON THE TAIL SIDE.
10. REPRESENTS A CRITICAL DIMENSION.
11. FOR ADDED MECHANICAL STABILITY, SAMTEC RECOMMENDS MECHANICAL BOARD SPACERS BE USED IN APPLICATIONS WITH GOLD OR SELECTIVE GOLD PLATED CONNECTORS. CONTACT IPG@SAMTEC.COM FOR MORE INFORMATION.

FW-XX-XX-XX-X-XXX-XXX-XX

POSITION SPEC
No Of POS PER ROW
-02 THRU -50

TAIL STYLE
(SEE TABLE 1)
(SEE TABLE 2 FOR TERMINAL PIN)

PLATING

- L: 10µ" LIGHT SELECTIVE GOLD IN CONTACT AREA MATTE TIN ON TAIL
- F: 3µ" FLASH SELECTIVE GOLD IN CONTACT AREA, MATTE TIN ON TAIL
- G: 10µ" GOLD IN CONTACT AREA 3µ" ON TAIL
- H: 30µ" HEAVY GOLD IN CONTACT AREA 3µ" ON TAIL
- LM: 10µ" LIGHT SELECTIVE GOLD IN CONTACT AREA MATTE TIN TAIL
- FM: 3µ" FLASH SELECTIVE GOLD IN CONTACT AREA MATTE TIN TAIL

OPTION

- ES: END SHROUDS (SEE FIG 4, SHT 2) (9 POS PER ROW MIN) (MAX POST: .075[1.91]) (SEE NOTE 6)
- EP: GUIDE POST (FIG 3, SHT 2) (9 POS PER ROW MIN) (MAX POST: .075[1.91]) (USE ONLY WHEN MATING WITH CLP) (SEE NOTE 6)

POST LENGTH

-XXX±.005 [0.13]
.065 [1.65] MIN

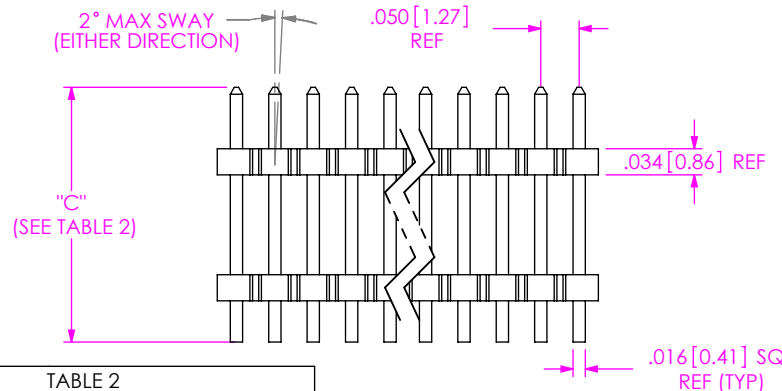
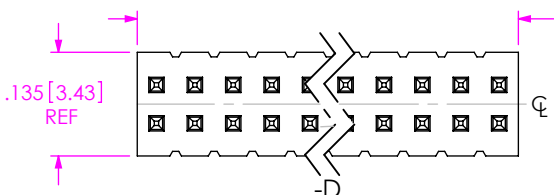
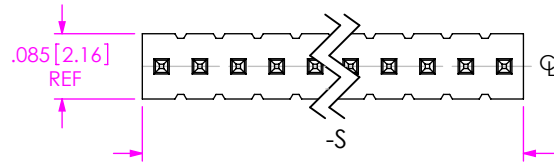
BOARD SPACE

-XXX±.005 [0.13]
(.070 [1.78] MIN) SEE TABLE 1 FOR MAX

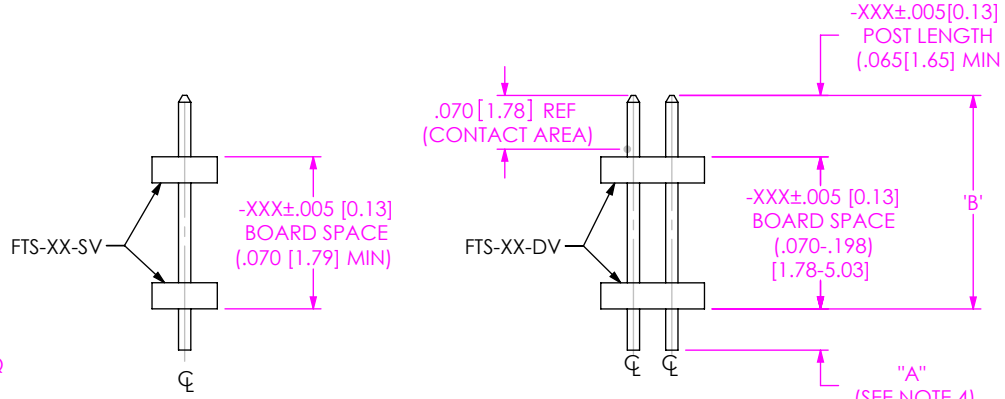
ROW OPTION

- D: DOUBLE (SEE TABLE 3)
- S: SINGLE (USE 2 FTS-50-SV)

***DO NOT DESIGN -S: SINGLE ROW IN SAMTEC WILL ONLY SUPPORT EXISTING BUSINESS AS OF 10/17/97**



TAIL STYLE	"A"	"B" MAX
-01	.045 [1.14]	.755 [19.18]
-02	.075 [1.91]	.725 [18.42]
-04	.090 [2.29]	.710 [18.03]



TERMINAL	"C"
T-1S15-04-XX	.170 [4.32] - .400 [10.16]
T-1S15-08-XX	.401 [10.19] - .550 [13.97]
T-1S15-03-XX	.551 [10.19] - .750 [19.05]
T-1S15-05-XX	.751 [19.08] - .800 [20.32]

BOARD SPACE	BODY STYLE	FIG
.070 [1.78]- .198[5.03]	FTS-XX-DV	1
.199 [5.05]- .690 [17.53]	FTSH-XX-D	2 (SEE SHEET 2)

*THIS TABLE APPLIES TO DOUBLE ROW ASSEMBLIES ONLY ALL SINGLE ROW ASSEMBLIES USE FTS-XX-SV

FIG 1
FTS-XX-DV BODY STYLE
FW-50-01-XX-D-198-045
(BOARD SPACE .070-.198[1.78-5.03])

<p>UNLESS OTHERWISE SPECIFIED, DIMENSIONS ARE IN INCHES. TOLERANCES ARE:</p> <p>DECIMALS ANGLES</p> <p>.XX: ±.01 [0.3] 5°</p> <p>.XXX: ±.005 [0.13]</p> <p>.XXXX: ±.0020 [0.051]</p>	<p>PROPRIETARY NOTE</p> <p>THIS DOCUMENT CONTAINS CONFIDENTIAL AND PROPRIETARY INFORMATION AND ALL DESIGN, MANUFACTURING, REPRODUCTION, USE, PATENT RIGHTS AND SALES RIGHTS ARE EXPRESSLY RESERVED BY SAMTEC, INC. THIS DOCUMENT SHALL NOT BE DISCLOSED, IN WHOLE OR PART, TO ANY UNAUTHORIZED PERSON OR ENTITY NOR REPRODUCED, TRANSFERRED OR INCORPORATED IN ANY OTHER PROJECT IN ANY MANNER WITHOUT THE EXPRESS WRITTEN CONSENT OF SAMTEC, INC.</p>	<p>520 PARK EAST BLVD, NEW ALBANY, IN 47150 PHONE: 812-944-6733 FAX: 812-948-5047 e-Mail info@SAMTEC.com code 53322</p>

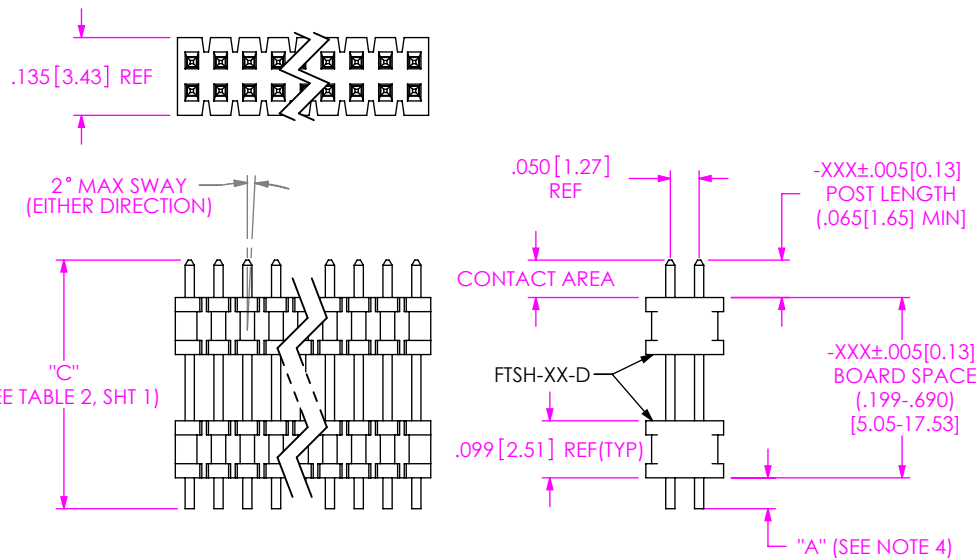


FIG 2
 FTSH-XX-D BODY STYLE
 FW-50-02-XX-D-690-075
 (DIFFERENT AS SHOWN, OTHERWISE SAME AS FIG 1)
 (BOARD SPACE .199[5.05]-.690[17.53])

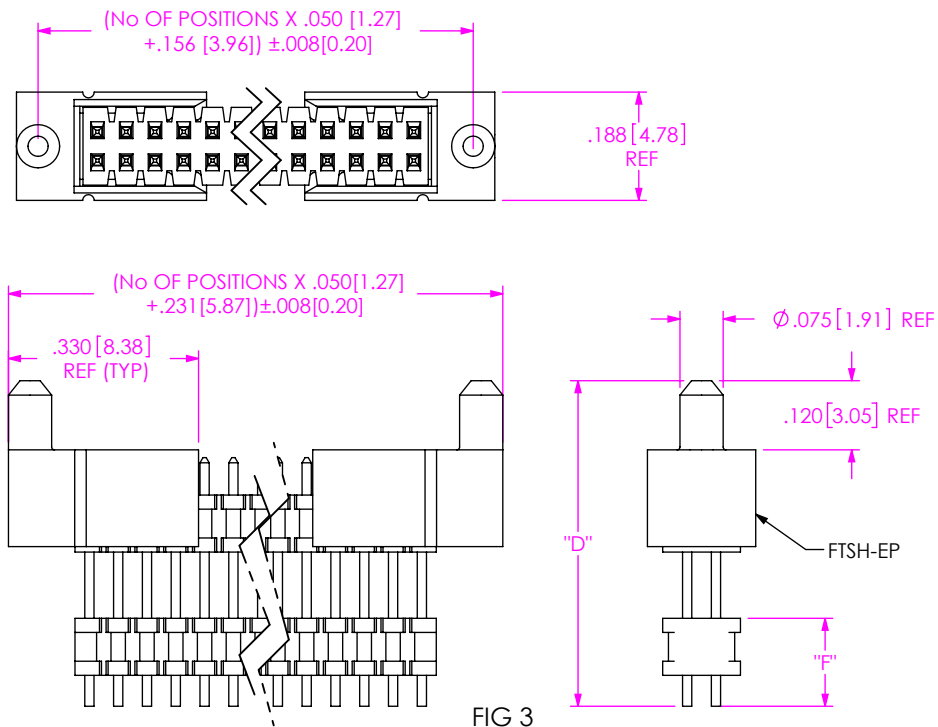


FIG 3
 -EP:GUIDE POST OPTION
 FW-50-02-XX-D-610-075-EP
 (USE ONLY WHEN MATING WITH CLP)
 (DIFFERENT AS SHOWN, OTHERWISE SAME AS FIG 1)
 (BOARD SPACE .215[5.46]-.610[15.49])

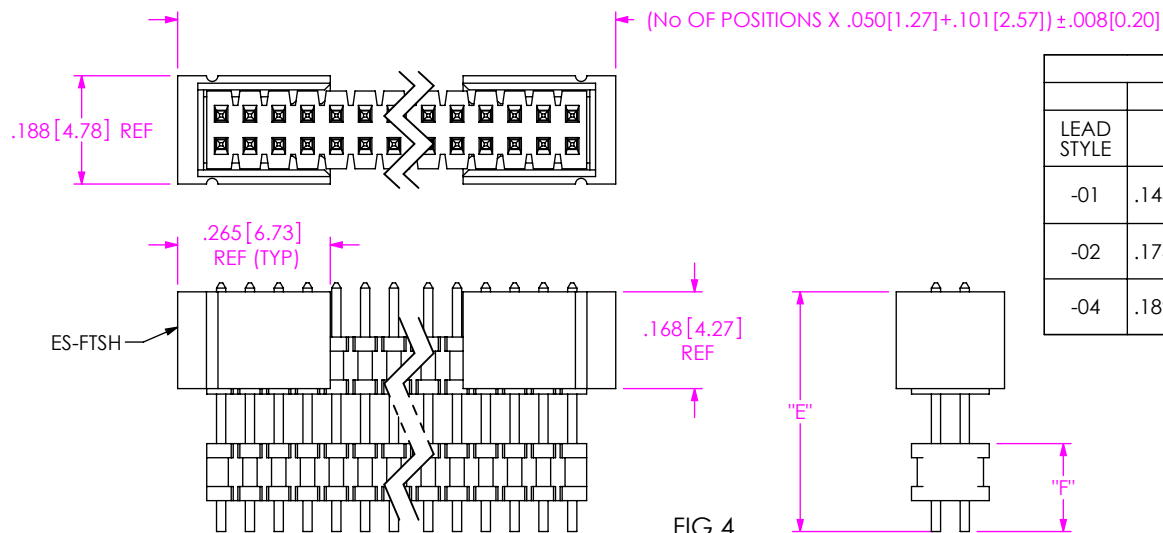


FIG 4
 -ES OPTION
 FW-50-02-XX-D-610-075-ES
 (DIFFERENT AS SHOWN, OTHERWISE AS FIG 1)
 (BOARD SPACE .215-.610[5.46-15.49])

TABLE 5					
LEAD STYLE	"F"	"D" RANGE	"E" RANGE	BODY STYLE	
				UPPER BODY	LOWER BODY
-01	.144[3.66]	.471-.866[11.96-22.00]	.351-.746[8.92-18.95]	FTSH-XX-D	FTSH-XX-D
-02	.174[4.42]	.501-.896[12.73-22.76]	.381-.776[9.68-19.71]	FTSH-XX-D	FTSH-XX-D
-04	.189[4.80]	.516-.911[13.11-23.14]	.396-.79[10.06-20.09]	FTSH-XX-D	FTSH-XX-D

PROPRIETARY NOTE
 THIS DOCUMENT CONTAINS CONFIDENTIAL AND PROPRIETARY INFORMATION AND ALL DESIGN, MANUFACTURING, REPRODUCTION, USE, PATENT RIGHTS AND SALES RIGHTS ARE EXPRESSLY RESERVED BY SAMTEC, INC. THIS DOCUMENT SHALL NOT BE DISCLOSED, IN WHOLE OR PART, TO ANY UNAUTHORIZED PERSON OR ENTITY NOR REPRODUCED, TRANSFERRED OR INCORPORATED IN ANY OTHER PROJECT IN ANY MANNER WITHOUT THE EXPRESS WRITTEN CONSENT OF SAMTEC, INC.

DO NOT SCALE DRAWING
 SHEET SCALE: 3:1



520 PARK EAST BLVD, NEW ALBANY, IN 47150
 PHONE: 812-944-6733 FAX: 812-948-5047
 e-Mail info@SAMTEC.com code 55322

DESCRIPTION:
 .050 x .050 THROUGH HOLE BOARD SPACERS

DWG. NO.
FW-XX-XX-XX-X-XXX-XXX-XX

BY: BRATCHER 4/8/94 SHEET 2 OF 3

TABLE 4						
LEAD STYLE	OPTIONS	BOARD STYLE/HEIGHT	BOARD SPACE	* "C" DIMENSION	FOR DOUBLE ROW OPTIONS ONLY PACKAGING TUBE	PLUG
-01,-02,-04	NONE	FTS	.070-.198 [1.78-5.03]	0-.350 [0-8.89]	PT-FW001-D-.070-.198	TP-24
-01,-02,-04	NONE	FTS	.070-.198 [1.78-5.03]	.351-.800 [8.92-20.32]	PT-FW007-D-.070-.198	TP-24
-01,-02,-04	NONE	FTSH (.199-.235) [5.05-5.97]	.199-.235 [5.05-5.97]	0-.415 [0-10.54]	PT-FW002-D-.199-.253	TP-24
-01,-02,-04	NONE	FTSH(.236-.690) [6.00-17.53]	.236-.690 [6.00-17.53]	.400-.800 [10.16-20.32]	PT-FW003-D-.254-690	TP-24
-01,-02,-04	EP,ES	.199-.690 [5.05-17.53]		.800 MAX [20.32 MAX]	PT-FW004-0X-D-EX	TP-09
-01,-02,-04	NONE	FTSH	.199-.235 [5.05-5.97]	.416-.800 [10.57-20.32]	PT-FW008-.199-.253	TP-24

PLEASE CHECK BOARD SPACE AND "C" DIMENSION WHEN SETTING UP BOMS".

*"C" DIMENSION"=POST LENGTH + BOARD SPACE +"A"

PROPRIETARY NOTE
 THIS DOCUMENT CONTAINS CONFIDENTIAL AND PROPRIETARY INFORMATION AND ALL DESIGN, MANUFACTURING, REPRODUCTION, USE, PATENT RIGHTS AND SALES RIGHTS ARE EXPRESSLY RESERVED BY SAMTEC, INC. THIS DOCUMENT SHALL NOT BE DISCLOSED, IN WHOLE OR PART, TO ANY UNAUTHORIZED PERSON OR ENTITY NOR REPRODUCED, TRANSFERRED OR INCORPORATED IN ANY OTHER PROJECT IN ANY MANNER WITHOUT THE EXPRESS WRITTEN CONSENT OF SAMTEC, INC.

DO NOT SCALE DRAWING

SHEET SCALE: 4:1



520 PARK EAST BLVD, NEW ALBANY, IN 47150
 PHONE: 812-944-6733 FAX: 812-948-5047
 e-Mail info@SAMTEC.com code 55322

DESCRIPTION:
 .050 x .050 THROUGH HOLE BOARD SPACERS

DWG. NO.
FW-XX-XX-XX-X-XXX-XXX-XX

BY: BRATCHER 4/8/94 SHEET 3 OF 3

Looking for pricing, stock, or lifecycle information?

Click below to explore more details on WIN SOURCE:

 [View FW-02-01-G-D-355-065 on WIN SOURCE](#)

 [Samtec Inc. Information](#)

Optimize Your Supply Chain with WIN SOURCE Solutions

-  Global Sourcing Solution
-  Obsolete Management
-  Cost Control Management
-  Shortage Management
-  Alternative Solution
-  Excess Inventory Management