




**THE DATASHEET OF  
ASG2-D-X-B-120.000MHZ**



# Programmable - High Performance SMD XO & VCXO (LVDS Output)



2.5 x 2.0 x 1.0 mm

**ASG2-D**



Moisture Sensitivity Level (MSL) – 1

## FEATURES:

- +2.5V or +3.3V operation
- -40°C to +85°C standard operating temperature range
- Miniature size 2.5 x 2.0 x 1.0 mm Ceramic SMT Package
- Short lead time

## APPLICATIONS:

- Networking
- SONET/SDH
- WiMax / WLAN
- Computing
- Phase Locked Loops
- Direct Digital Synthesis (DDS)
- DSL/ADSL
- Base Terminal Stations

## STANDARD SPECIFICATIONS:


Parameters		Minimum	Typical	Maximum	Units	Notes
Frequency Range		8		1500	MHz	
Operating Temperature		-40		+85	°C	
Storage Temperature		-55		+125	°C	
Overall Frequency Stability		-50		+50	ppm	<i>See Note # 1</i>
Initial Tolerance + Stability over operating temperature		-35.00		+35.00	ppm	
Supply Voltage (V <sub>dd</sub> )	V <sub>dd</sub> = 3.3V	3.135	3.300	3.465	V	
	V <sub>dd</sub> = 2.5V	2.375	2.500	2.625	V	
Input Current				40	mA	Frequency dependent
LVDS Output (OUT & OUT <sub>-</sub> )	Differential Output Voltage Swing		350		mV	V <sub>OD</sub>
	Duty Cycle	45		55	%	@1.25V
	Rise Time			600	ps	RL=100Ω/CL=10pF
	Fall Time			600	ps	RL=100Ω/CL=10pF
Enable/Disable Function		"1" (V <sub>IH</sub> ≥ 0.7*V <sub>dd</sub> ) or Open: Oscillation "0" (V <sub>IL</sub> < 0.3*V <sub>dd</sub> ) : High Z				
Control Voltage Range		0		V <sub>dd</sub>	V	For VCXO Only
Absolute Pull Range		±35			ppm	For VCXO Only
Control Port Bandwidth		10			kHz	For VCXO Only
Linearity				15	%	For VCXO Only
Slope		Positive				For VCXO Only
Phase jitter RMS (12kHz to 20MHz offset)			1.0	1.8	ps	<i>See Note #2</i>

**Note #1:** Inclusive of initial tolerance at 25°C±3°C, operating temperature range, input voltage variation, load variation & 15 years aging at 25°C.

**Note #2:** The rms jitter integrated over 12kHz to 20MHz Bandwidth is dependent on the carrier and whether or not the final frequency is achieved without engaging the Fractional Mode



# Programmable - High Performance SMD XO & VCXO (LVDS Output)



2.5 x 2.0 x 1.0 mm

ASG2-D

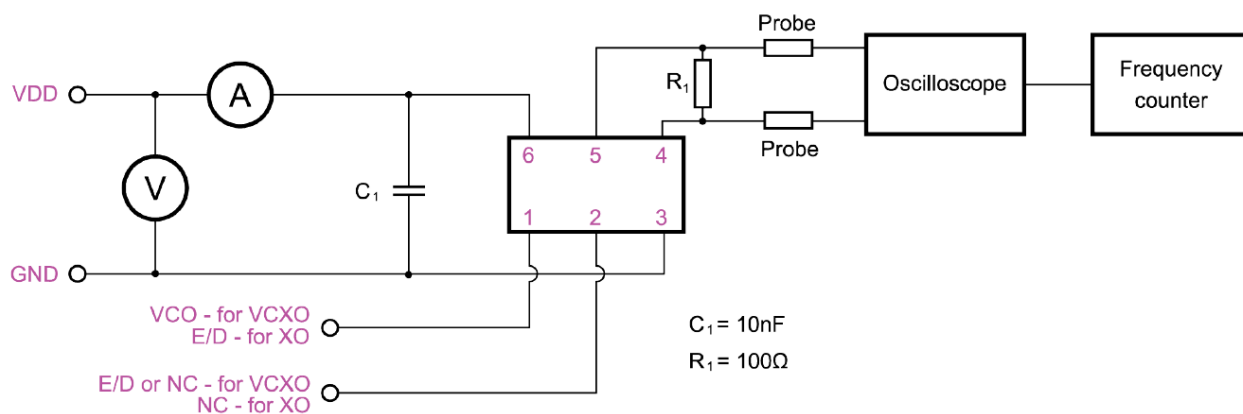


ESD Sensitive



RoHS / RoHS II Compliant

## TEST CIRCUIT



## OPTIONS & PART IDENTIFICATION:

ASG2 - D - [ ] - [ ] - [ ] MHz - [ ]

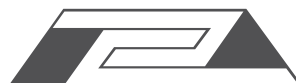
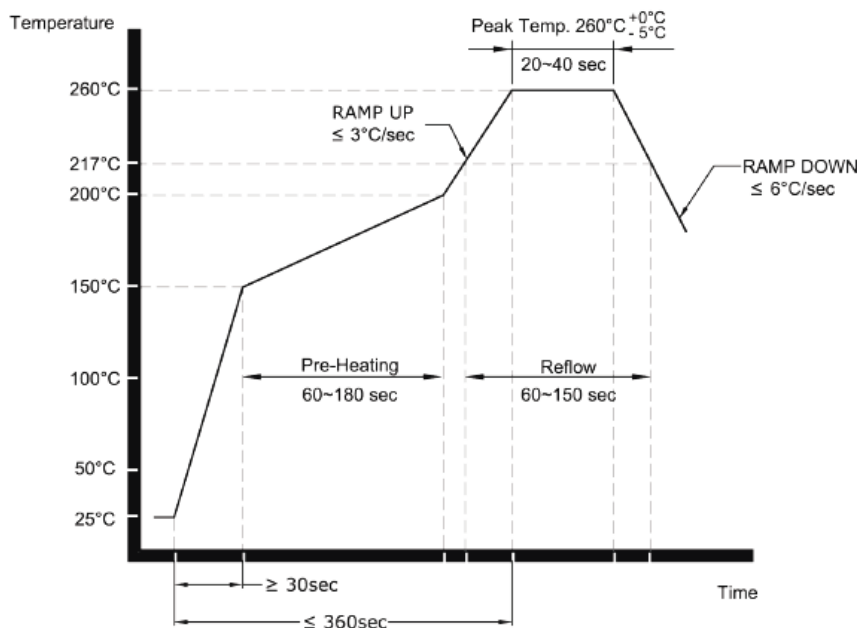
Fixed or Pull-able
X = Fixed Oscillator
V = VCXO

Operating Voltage
3.30V = A
2.50V = B


Frequency in MHz
Please specify the Frequency in MHz e.g. 100.000 MHz

Packaging
Blank = Bulk
T = Tape & Reel

## RECOMMENDED REFLOW PROFILE



# Programmable - High Performance SMD XO & VCXO (LVDS Output)



2.5 x 2.0 x 1.0 mm

ASG2-D

ESD Sensitive

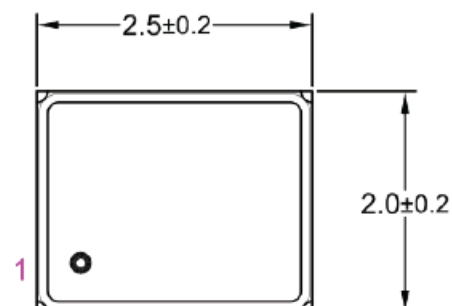
RoHS / RoHS II Compliant

## OUTLINE DIMENSION:

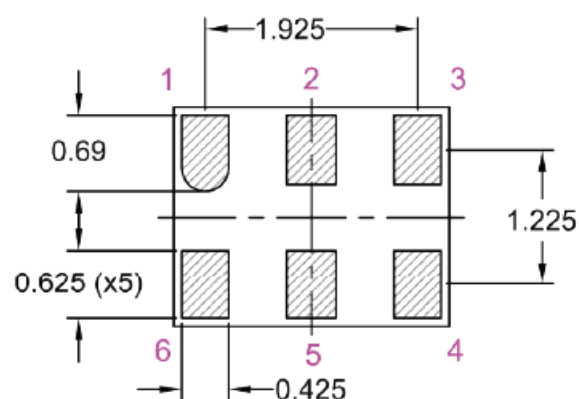
Pin #	Pin Description For VCXO configuration
1	Voltage Control for VCXO
2	Output Enable (OE) <i>or</i> No Connect (N/C)
3	GND
4	RF Output
5	Complimentary Output
6	Vdd

Pin #	Pin Description For XO configuration
1	Output Enable (OE)
2	No Connect (N/C) for XO
3	GND
4	RF Output
5	Complimentary Output
6	Vdd

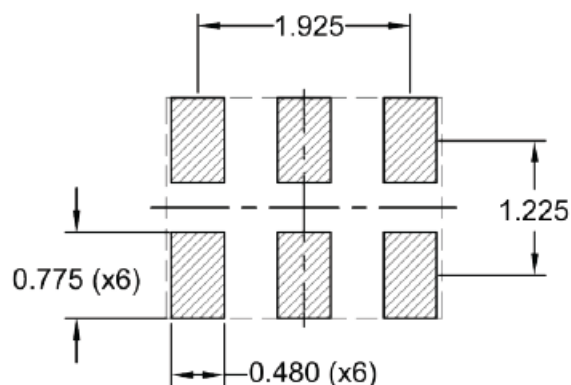
Top View



Bottom View



Recommended Land Pattern



Side View



Dimensions: mm





## Looking for pricing, stock, or lifecycle information?

Click below to explore more details on WIN SOURCE:

- ⊖ [View ASG2-D-X-B-120.000MHZ on WIN SOURCE](#)
- ⊖ [Abracon LLC Information](#)

## Optimize Your Supply Chain with WIN SOURCE Solutions

- ✓ Global Sourcing Solution
- ✓ Obsolete Management
- ✓ Cost Control Management
- ✓ Shortage Management
- ✓ Alternative Solution
- ✓ Excess Inventory Management