



**THE DATASHEET OF
BW-N10W20+**



Precision Fixed Attenuator

BW-N10W20+

50Ω 20W 10dB DC to 18 GHz

Maximum Ratings

Operating Temperature -55°C to 100°C**

Storage Temperature -55°C to 100°C

**85°C with output into open or short.

Permanent damage may occur if any of these limits are exceeded.

Features

- DC to 18 GHz
- precise attenuation
- excellent VSWR, 1.30 typ
- stainless steel N male and female connectors

Applications

- matching
- instrumentation
- test set-ups
- high power measurements



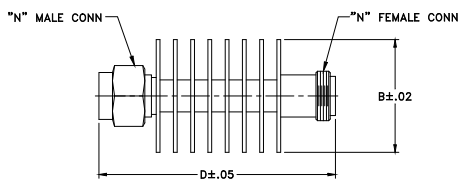
Generic photo used for illustration purposes only
CASE STYLE: DC1645

Connectors _____ Model _____
N-Female N-Male BW-N10W20+

+RoHS Compliant

The +Suffix identifies RoHS Compliance. See our web site for RoHS Compliance methodologies and qualifications

Outline Drawing



Outline Dimensions (inch/mm)

A	B	C	D	E	wt
--	1.50	--	3.04	--	grams
--	38.10	--	77.22	--	86.0

Electrical Specifications at 25°C

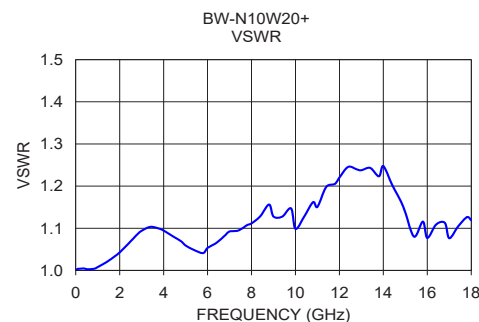
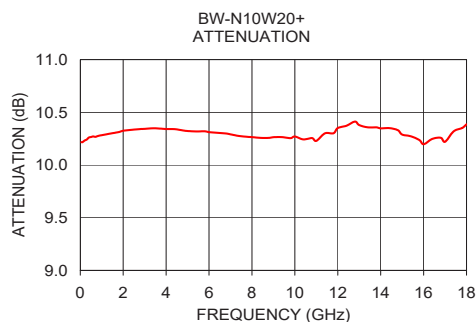
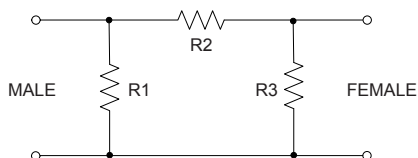
Parameter	Condition (GHz)	Min.	Typ.	Max.	Unit
Frequency Range		DC	—	18	GHz
Attenuation	DC - 18	—	10	—	dB
	DC - 12.4	9.25	—	10.75	
	12.4 - 18	9.0	—	11.0	
VSWR	DC - 6	—	—	1.3	:1
	6 - 12.4	—	—	1.3	
	12.4 - 18	—	—	1.4	
Input Power ¹	DC - 18	—	—	20	W

1. Max. power at 25°C ambient, derate linearly to 4W at 100°C. Peak power 500W max. 5µsec. pulse with, 100Hz PRF.

Typical Performance Data

Frequency (GHz)	Attenuation (dB)	VSWR (:1)
0.05	10.22	1.00
2.0	10.33	1.04
4.0	10.34	1.09
6.0	10.31	1.05
8.0	10.27	1.11
10.0	10.27	1.10
12.4	10.37	1.25
14.0	10.35	1.25
16.0	10.20	1.08
18.0	10.39	1.12

Electrical Schematic





Notes

- A. Performance and quality attributes and conditions not expressly stated in this specification document are intended to be excluded and do not form a part of this specification document.
B. Electrical specifications and performance data contained in this specification document are based on Mini-Circuit's applicable established test performance criteria and measurement instructions.
C. The parts covered by this specification document are subject to Mini-Circuits standard limited warranty and terms and conditions (collectively, "Standard Terms"); Purchasers of this part are entitled to the rights and benefits contained therein. For a full statement of the Standard Terms and the exclusive rights and remedies thereunder, please visit Mini-Circuits' website at www.minicircuits.com/MCLStore/terms.jsp



Looking for pricing, stock, or lifecycle information?

Click below to explore more details on WIN SOURCE:

-  [View BW-N10W20+ on WIN SOURCE](#)
-  [Mini-Circuits Information](#)

Optimize Your Supply Chain with WIN SOURCE Solutions

-  Global Sourcing Solution
-  Obsolete Management
-  Cost Control Management
-  Shortage Management
-  Alternative Solution
-  Excess Inventory Management