



**THE DATASHEET OF
ULD2C150MPD1TD**




ALUMINUM ELECTROLYTIC CAPACITORS

ULD

Miniature sized, Long Life Assurance



- Long Life product withstanding load life of 10000 hours at +105°C.
- Suited for the power supply for LED lighting.
- Compliant to the RoHS directive (2011/65/EU, (EU)2015/863).

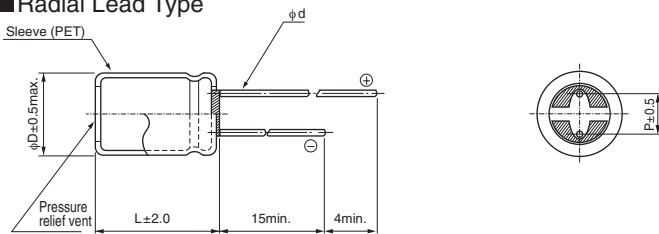


Valued marked with an ※ in the dimension table are scheduled to be discontinued and are not recommended for new designs.

Specifications

Item	Performance Characteristics	
Category Temperature Range	-40 to +105°C	
Rated Voltage Range	10 to 450V	
Rated Capacitance Range	22 to 330µF	
Capacitance Tolerance	±20% at 120Hz, 20°C	
Leakage Current ※	Rated Voltage(V)	10 to 100
	—	After 2 minutes' application of rated voltage at 20°C, leakage current is not more than 0.01CV (µA).
Tangent of loss angle (tan δ)	Rated voltage (V)	10
	tan δ (max.)	0.45
Stability at Low Temperature	Rated voltage (V)	10
	Impedance ratio (max.)	8
Endurance	Rated Voltage(V)	10 to 100
	—	The specifications listed below shall be met when the capacitors are restored to 20°C after D.C. bias plus rated ripple current is applied for 10000 hours at 105°C, the peak voltage shall not exceed the rated voltage.
	Capacitance change	Within ± 25%(10V to 100V) ± 30%(160V to 450V) of the initial capacitance value
	tan δ	300% or less than the initial specified value
Shelf Life	After storing the capacitors under no load at 105°C for 1000 hours and then performing voltage treatment based on JIS C 5101-4 clause 4.1 at 20°C, they shall meet the specified values for the endurance characteristics listed above.	
	Marking	
Printed with white color letter on dark brown sleeve.		

Radial Lead Type



	(mm)				
φD	8	10	12.5	16	18
P	3.5	5.0	5.0	7.5	7.5
φd	0.6	0.6	0.6	0.8	0.8

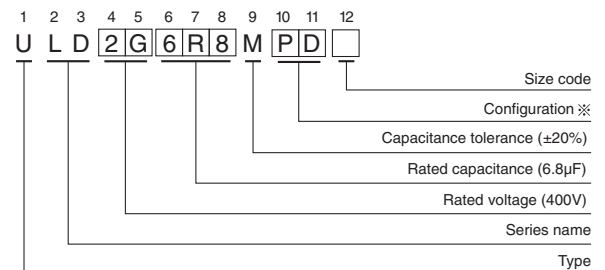
● Please refer to the Guidelines for Aluminum Electrolytic Capacitors for end seal configuration information.

● Frequency coefficient of rated ripple current (10~100V)

Cap.(µF)	Frequency	120Hz	1kHz	10kHz	100kHz
22µF		0.55	0.75	0.90	1.00
47 to 330µF		0.70	0.85	0.95	1.00

※ I : Leakage Current (µA), C : Rated Capacitance (µF), V : Rated Voltage (V)

Type numbering system (Example : 400V 6.8µF)



※Configuration

φ D	Pb-free leadwire Pb-free PET sleeve
8 • 10	PD
12.5 to 18	HD

● Frequency coefficient of rated ripple current (160~450V)

Cap.(µF)	Frequency	120Hz	1kHz	10kHz	100kHz or more
2.2 to 5.6µF		1.00	1.60	1.80	2.00
6.8 to 18µF		1.00	1.50	1.70	1.90
22 to 68µF		1.00	1.40	1.60	1.80

● Dimension table in next page.

ULD

■ Dimensions

Rated Voltage (V) (code)	Rated Capacitance (μ F)	Case Size ϕ D \times L (mm)	tan δ	Leakage Current (μ A)		Rated Ripple (mArms)		Part Number
				at 20°C after 1 minute	at 20°C after 2 minutes	105°C/ 100kHz	105°C/ 120Hz	
10 (1A)	330	8 \times 11.5	0.45	—	33	330	—	ULD1A331MPD
16 (1C)	220	8 \times 11.5	0.35	—	35.2	330	—	ULD1C221MPD
	270	8 \times 11.5	0.35	—	43.2	330	—	ULD1C271MPD
25 (1E)	150	8 \times 11.5	0.30	—	37.5	330	—	ULD1E151MPD
35 (1V)	100	8 \times 11.5	0.22	—	35	330	—	ULD1V101MPD
50 (1H)	100	8 \times 11.5	0.19	—	50	270	—	ULD1H101MPD
63 (1J)	47	8 \times 11.5	0.17	—	29.61	240	—	ULD1J470MPD
100 (2A)	22	8 \times 11.5	0.15	—	22	230	—	ULD2A220MPD
160 (2C)	15	8 \times 11.5	0.24	196	—	—	92	ULD2C150MPD
	22	10 \times 12.5	0.24	240.8	—	—	121	ULD2C220MPD
	33	10 \times 16	0.24	311.2	—	—	158	ULD2C330MPD



Rated Voltage (V) (code)	Rated Capacitance (μ F)	Case Size ϕ D \times L (mm)	tan δ	Leakage Current (μ A) (at 20°C after 1 minute)	Rated Ripple (mArms) (105°C/120Hz)	Part Number
200 (2D)	10	8 \times 11.5	0.24	180	80	ULD2D100MPD
	18	10 \times 12.5	0.24	244	113	ULD2D180MPD
	27	10 \times 16	0.24	316	149	ULD2D270MPD
250 (2E)	5.6	8 \times 11.5	0.24	156	62	※ULD2E5R6MPD
	6.8	8 \times 11.5	0.24	168	68	※ULD2E6R8MPD
	10	10 \times 12.5	0.24	200	90	※ULD2E100MPD
	12	10 \times 12.5	0.24	220	97	※ULD2E120MPD
	18	10 \times 16	0.24	280	129	※ULD2E180MPD
400 (2G)	2.2	8 \times 11.5	0.24	128	40	ULD2G2R2MPD
	2.7	8 \times 11.5	0.24	143.2	43	ULD2G2R7MPD
	3.3	8 \times 11.5	0.24	152.8	47	ULD2G3R3MPD
	3.9	10 \times 12.5	0.24	162.4	57	ULD2G3R9MPD
	4.7	10 \times 12.5	0.24	175.2	61	ULD2G4R7MPD
	5.6	10 \times 12.5	0.24	189.6	64	ULD2G5R6MPD
	6.8	10 \times 16	0.24	208.8	85	ULD2G6R8MPD
	8.2	10 \times 16	0.24	231.2	88	ULD2G8R2MPD
450 (2W)	5.6	10 \times 16	0.24	200.8	58	ULD2W5R6MPD
	6.8	10 \times 16	0.24	222.4	62	ULD2W6R8MPD
	8.2	10 \times 20	0.24	247.6	88	ULD2W8R2MPD
	10	10 \times 20	0.24	280	92	ULD2W100MPD
	15	12.5 \times 20	0.24	370	140	ULD2W150MHD
	22	12.5 \times 25	0.24	496	240	ULD2W220MHD
	22	16 \times 20	0.24	496	292	ULD2W220MHD6
	27	16 \times 20	0.24	586	305	ULD2W270MHD
	33	16 \times 25	0.24	694	392	ULD2W330MHD
	33	18 \times 20	0.24	694	312	ULD2W330MHD6
	47	18 \times 25	0.24	946	480	ULD2W470MHD
	68	18 \times 30.5	0.24	1324	520	ULD2W680MHD

For cut leads, formed leads or taped parts, please add the appropriate code after the size code (12th digit).
If there is no size code in the part number, please add size code "1" and then add the appropriate code.


• For formed lead or taped product specifications and minimum order quantity, please refer to the Guidelines for Aluminum Electrolytic Capacitors.

Looking for pricing, stock, or lifecycle information?

Click below to explore more details on WIN SOURCE:

-  [View ULD2C150MPD1TD on WIN SOURCE](#)
-  [Nichicon Information](#)

Optimize Your Supply Chain with WIN SOURCE Solutions

-  Global Sourcing Solution
-  Obsolete Management
-  Cost Control Management
-  Shortage Management
-  Alternative Solution
-  Excess Inventory Management