



**THE DATASHEET OF
6ES75221BL100AA0**






SIMATIC S7-1500, digital output module, DQ32xDC 24V/0.5A BA, 32 channels in groups of 8, 4 A per group; the module supports the safety-oriented shutdown of load groups up to SIL2 according to EN IEC 62061:2021 and Category 3 / PL d according to EN ISO 13849-1:2015. delivery incl. front connector push-in



General information	
Product type designation	DQ 32x24VDC/0.5A BA
HW functional status	From FS01
Firmware version	V1.0.0
<ul style="list-style-type: none"> FW update possible 	Yes
Product function	
<ul style="list-style-type: none"> I&M data 	Yes; I&M0 to I&M3
<ul style="list-style-type: none"> Isochronous mode 	No
<ul style="list-style-type: none"> Prioritized startup 	Yes
Engineering with	
<ul style="list-style-type: none"> STEP 7 TIA Portal configurable/integrated from version 	V13 / V13
<ul style="list-style-type: none"> STEP 7 configurable/integrated from version 	V5.5 SP3 / -
<ul style="list-style-type: none"> PROFIBUS from GSD version/GSD revision 	V1.0 / V5.1
<ul style="list-style-type: none"> PROFINET from GSD version/GSD revision 	V2.3 / -
Operating mode	
<ul style="list-style-type: none"> DQ 	Yes
<ul style="list-style-type: none"> DQ with energy-saving function 	No
<ul style="list-style-type: none"> PWM 	No
<ul style="list-style-type: none"> Oversampling 	No
<ul style="list-style-type: none"> MSO 	Yes
Supply voltage	
Rated value (DC)	24 V
permissible range, lower limit (DC)	19.2 V
permissible range, upper limit (DC)	28.8 V
Reverse polarity protection	Yes; through internal protection with 7 A per group
Input current	
Current consumption, max.	60 mA
output voltage / header	
Rated value (DC)	24 V
Power	
Power available from the backplane bus	1.15 W
Power loss	
Power loss, typ.	3.8 W
Digital outputs	
Type of digital output	Transistor
Number of digital outputs	32
Current-sourcing	Yes
Digital outputs, parameterizable	No

Short-circuit protection	Yes
• Response threshold, typ.	1 A
Limitation of inductive shutdown voltage to	L+ (-53 V)
Controlling a digital input	Yes
Switching capacity of the outputs	
• with resistive load, max.	0.5 A
• on lamp load, max.	5 W
Load resistance range	
• lower limit	48 Ω
• upper limit	12 kΩ
Output voltage	
• for signal "1", min.	L+ (-0.8 V)
Output current	
• for signal "1" rated value	0.5 A
• for signal "1" permissible range, max.	0.5 A
• for signal "0" residual current, max.	0.5 mA
Output delay with resistive load	
• "0" to "1", max.	100 μs
• "1" to "0", max.	500 μs
Parallel switching of two outputs	
• for logic links	Yes
• for uprating	No
• for redundant control of a load	Yes
Switching frequency	
• with resistive load, max.	100 Hz
• with inductive load, max.	0.5 Hz; According to IEC 60947-5-1, DC-13
• on lamp load, max.	10 Hz
Total current of the outputs	
• Current per channel, max.	0.5 A; see additional description in the manual
• Current per group, max.	4 A; see additional description in the manual
• Current per module, max.	16 A; see additional description in the manual
Cable length	
• shielded, max.	1 000 m
• unshielded, max.	600 m
Interrupts/diagnostics/status information	
Diagnostics function	No
Substitute values connectable	No
Alarms	
• Diagnostic alarm	No
• Maintenance interrupt	No
Diagnoses	
• Monitoring the supply voltage	No
• Wire-break	No
• Short-circuit	No
• Group error	No
Diagnostics indication LED	
• RUN LED	Yes; green LED
• ERROR LED	Yes; red LED
• Monitoring of the supply voltage (PWR-LED)	Yes; green LED
• Channel status display	Yes; green LED
• for channel diagnostics	No
• for module diagnostics	No
Potential separation	
Potential separation channels	
• between the channels	No
• between the channels, in groups of	8
• between the channels and backplane bus	Yes
Isolation	
Isolation tested with	707 V DC (type test)

Standards, approvals, certificates	
Suitable for safety functions	No
Suitable for safety-related tripping of standard modules	Yes; From FS02
Highest safety class achievable for safety-related tripping of standard modules	
<ul style="list-style-type: none"> • Performance level according to ISO 13849-1 • Category according to ISO 13849-1 • SIL acc. to IEC 62061 • remark on safety-oriented shutdown 	PL d Cat. 3 SIL 2 https://support.industry.siemens.com/cs/de/de/view/39198632
Ambient conditions	
Ambient temperature during operation	
<ul style="list-style-type: none"> • horizontal installation, min. • horizontal installation, max. • vertical installation, min. • vertical installation, max. 	-30 °C; from FS04 60 °C -30 °C; from FS04 40 °C
Altitude during operation relating to sea level	
<ul style="list-style-type: none"> • Installation altitude above sea level, max. 	5 000 m; Restrictions for installation altitudes > 2 000 m, see manual
Dimensions	
Width	25 mm
Height	147 mm
Depth	129 mm
Weights	
Weight, approx.	280 g
Other	
Note:	Supplied incl. 40-pole push-in front connectors
last modified:	5/6/2022 

Looking for pricing, stock, or lifecycle information?

Click below to explore more details on WIN SOURCE:

-  [View 6ES75221BL100AA0 on WIN SOURCE](#)
-  [Siemens Information](#)

Optimize Your Supply Chain with WIN SOURCE Solutions

-  Global Sourcing Solution
-  Obsolete Management
-  Cost Control Management
-  Shortage Management
-  Alternative Solution
-  Excess Inventory Management