



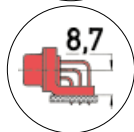
**THE DATASHEET OF**  
**09664526612**



Number of contacts

Mounting height

9–37  
50



Standard Versions

Stamped solder pins, angled with grounding board locks

Identification	No. of contacts	Part number		
		Performance level 3	Performance level 2	
<b>Performance levels</b> Explanations see page 05.04 Other performance levels on request				
<b>Male connector</b> metal shell with dimples		2.84 mm pitch	2.84 mm pitch	
	9	09 65 163 781 . 1)	09 65 163 681 . 1)	
	15	09 65 263 781 . 1)	09 65 263 681 . 1)	
	25	09 65 363 781 . 1)	09 65 363 681 . 1)	
	37	09 65 463 781 . 1)	09 65 463 681 . 1)	
		2.54 mm pitch	2.54 mm pitch	
	9	09 65 162 781 .	09 65 162 681 .	
	15	09 65 262 781 .	09 65 262 681 .	
	25	09 65 362 781 .	09 65 362 681 .	
	37	09 65 462 781 .	09 65 462 681 .	
	<b>Female connector</b> metal shell		2.84 mm pitch	2.84 mm pitch
		9	09 66 153 761 . 1)	09 66 153 661 . 1)
		15	09 66 253 761 . 1)	09 66 253 661 . 1)
		25	09 66 353 761 . 1)	09 66 353 661 . 1)
37		09 66 453 761 . 1)	09 66 453 661 . 1)	
		2.54 mm pitch	2.54 mm pitch	
9		09 66 152 761 .	09 66 152 661 .	
15		09 66 252 761 .	09 66 252 661 .	
25		09 66 352 761 .	09 66 352 661 .	
37		09 66 452 761 .	09 66 452 661 .	
50		09 66 552 761 . 1)	09 66 552 661 . 1)	
Please insert digit for flange thread or fitted female screw locks				
		Ø 3.1 mm hole ▶	0 <sup>1)</sup>	
		M3 ▶	1	
	4-40 UNC ▶	2		
fitted screw locks 4-40 UNC ▶	3			

D-Sub

<sup>1)</sup> Not normally kept in stock






## Looking for pricing, stock, or lifecycle information?

Click below to explore more details on WIN SOURCE:

 [View 09664526612](#) on WIN SOURCE

 [HARTING](#) Information

## Optimize Your Supply Chain with WIN SOURCE Solutions

-  Global Sourcing Solution
-  Obsolete Management
-  Cost Control Management
-  Shortage Management
-  Alternative Solution
-  Excess Inventory Management