



**THE DATASHEET OF  
TSR 0.5-2433**



- Compact SIP package
- Very high efficiency up to 97%
- Excellent line / load regulation
- Low standby current
- Operating temperature range  $-40$  to  $90^{\circ}\text{C}$
- Over-temperature protection
- Short circuit protection
- 3-year product warranty



TSR 0.5 is a series of step-down non-isolated switching regulators in compact SIP package. These converters are an ideal drop-in replacement to LM78 linear regulators when energy efficiency is a parameter of the design. The high efficiency up to 97% allows full load operation up to  $+80^{\circ}\text{C}$  ( $+90^{\circ}\text{C}$  with 50% load) ambient temperature without the need of forced air cooling. Excellent output voltage accuracy and low standby current are other features that distinguish switching regulators from linear regulators.

Models					
Order Code	Output Current max.	Input Voltage Range	Output Voltage nom.	Efficiency typ.	
TSR 0.5-2415	500 mA	4.75 - 32 VDC (24 VDC nom.)	1.5 VDC	73 % (at $V_{in}$ min.)	
TSR 0.5-2418			1.8 VDC	82 % (at $V_{in}$ min.)	
TSR 0.5-2425			2.5 VDC	87 % (at $V_{in}$ min.)	
TSR 0.5-2433		6.5 - 32 VDC (24 VDC nom.)	3.3 VDC	91 % (at $V_{in}$ min.)	
TSR 0.5-2450			5 VDC	94 % (at $V_{in}$ min.)	
TSR 0.5-2465			6.5 VDC	95 % (at $V_{in}$ min.)	
TSR 0.5-2490			8 - 32 VDC (24 VDC nom.)	9 VDC	96 % (at $V_{in}$ min.)
TSR 0.5-24120			11 - 32 VDC (24 VDC nom.)	12 VDC	97 % (at $V_{in}$ min.)
TSR 0.5-24150			15 - 32 VDC (24 VDC nom.)	15 VDC	97 % (at $V_{in}$ min.)

Note - For input voltage higher 28 VDC an input capacitor of 22  $\mu\text{F}$  is required

### Input Specifications

Input Current	- At no load	5 mA typ.
Surge Voltage		34 VDC max. (1 s max.)
Recommended Input Fuse		(The need of an external fuse has to be assessed in the final application.)
Input Filter		Internal Capacitor
Short Circuit Input Power		1.5 W max.

### Output Specifications

Voltage Set Accuracy		±3% max.
Regulation	- Input Variation (Vmin - Vmax)	0.2% max. (9, 12 & 15 Vout models) 0.4% max. (other models)
	- Load Variation (10 - 100%)	0.4% max. (9, 12 & 15 Vout models) 0.6% max. (other models)
Ripple and Noise (20 MHz Bandwidth)	1.5 Vout models:	30 mVp-p max.
	1.8 Vout models:	30 mVp-p max.
	2.5 Vout models:	30 mVp-p max.
	3.3 Vout models:	30 mVp-p max.
	5 Vout models:	30 mVp-p max.
	6.5 Vout models:	30 mVp-p max.
	9 Vout models:	40 mVp-p max.
	12 Vout models:	40 mVp-p max.
	15 Vout models:	40 mVp-p max.
Capacitive Load		220 µF max.
Minimum Load		Not required
Temperature Coefficient		±0.015 %/K max.
Short Circuit Protection		Continuous, Automatic recovery
Transient Response	- Response Deviation	2% max. (50% Load Step)
	- Response Time	100 µs max. (50% Load Step)

### EMC Specifications

EMI Emissions	- Conducted Emissions	EN 55032 class B (with external filter) FCC Part 15 class B (with external filter)
	- Radiated Emissions	EN 55032 class B (internal filter) FCC Part 15 class B (internal filter)
		External filter proposal: <a href="http://www.tracopower.com/overview/tsr0-5">www.tracopower.com/overview/tsr0-5</a>
EMS Immunity	- Electrostatic Discharge	Air: EN 61000-4-2, ±8 kV, perf. criteria A
	- RF Electromagnetic Field	EN 61000-4-3, 3 V/m, perf. criteria A
	- EFT (Burst)	EN 61000-4-4, ±0.5 kV, perf. criteria A
	- Conducted RF Disturbances	Ext. input component: Nippon chemi-con KY 330 µF
	- PF Magnetic Field	Continuous: EN 61000-4-6, 3 Vrms, perf. criteria A EN 61000-4-8, 3 A/m, perf. criteria A

### General Specifications

Relative Humidity		95% max. (non condensing)
Temperature Ranges	- Operating Temperature	-40°C to +90°C
	- Case Temperature	+100°C max.
	- Storage Temperature	-55°C to +125°C
Power Derating	- High Temperature	5 %/K above 80°C
		See application note: <a href="http://www.tracopower.com/overview/tsr0-5">www.tracopower.com/overview/tsr0-5</a>
Over Temperature Protection Switch Off	- Protection Mode	160°C typ. (Automatic recovery)
	- Measurement Point	Internal IC temperature
Cooling System		Natural convection (20 LFM)
Switching Frequency		280 - 380 kHz (PWM) 330 kHz typ. (PWM)

All specifications valid at nominal voltage, resistive full load and +25°C after warm-up time, unless otherwise stated.

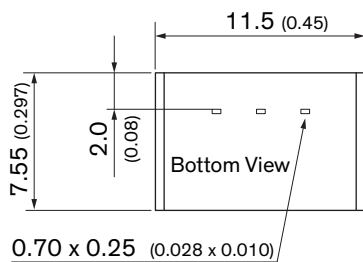
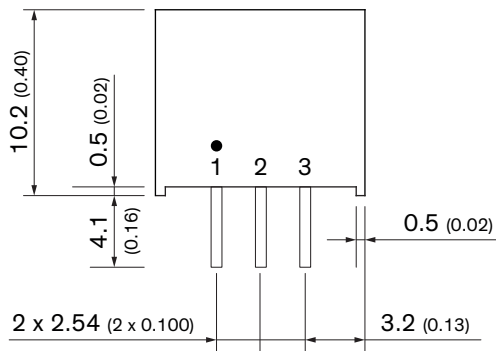
Insulation System	Non-isolated
Reliability	- Calculated MTBF 2'000'000 h (MIL-HDBK-217F, ground benign)
Washing Process	According to Cleaning Guideline <a href="http://www.tracopower.com/info/cleaning.pdf">www.tracopower.com/info/cleaning.pdf</a>
Housing Material	Non-conductive Plastic (UL 94 V-0 rated)
Potting Material	Epoxy (UL 94 V-0 rated)
Pin Material	Phosphor Bronze (C5191)
Pin Foundation Plating	Nickel (1 µm min.)
Pin Surface Plating	Tin (3 - 5 µm), matte
Housing Type	Plastic Case
Mounting Type	PCB Mount
Connection Type	THD (Through-Hole Device)
Footprint Type	SIP3
Soldering Profile	Lead-Free Wave Soldering 260°C / 10 s max.
Weight	1.95 g
Environmental Compliance	- REACH Declaration <a href="http://www.tracopower.com/info/reach-declaration.pdf">www.tracopower.com/info/reach-declaration.pdf</a> REACH SVHC list compliant REACH Annex XVII compliant
	- RoHS Declaration <a href="http://www.tracopower.com/info/rohs-declaration.pdf">www.tracopower.com/info/rohs-declaration.pdf</a> Exemptions: 7a, 7c-I (RoHS exemptions refer to the component concentration only, not to the overall concentration in the product (O5A rule.))
	- SCIP Reference Number 575248ee-a8c4-4c66-9627-4c039ce860d0

### Supporting Documents

Overview Link (for additional Documents)

[www.tracopower.com/overview/tsr0-5](http://www.tracopower.com/overview/tsr0-5)

### Outline Dimensions





Dimensions in mm (inch)  
Tolerances: ±0.5 (±0.02)  
Pin pitch tolerances: ±0.25 (±0.01)  
Pins: ±0.05 (±0.002)

Pinout	
Pin	Function
1	+Vin
2	GND
3	+Vout

## Looking for pricing, stock, or lifecycle information?

Click below to explore more details on WIN SOURCE:

-  [View TSR 0.5-2433 on WIN SOURCE](#)
-  [Traco Power Information](#)

## Optimize Your Supply Chain with WIN SOURCE Solutions

-  Global Sourcing Solution
-  Obsolete Management
-  Cost Control Management
-  Shortage Management
-  Alternative Solution
-  Excess Inventory Management