



**THE DATASHEET OF  
TMR 3-2410E**



- Wide 2:1 input voltage range
- Compact SIP-8 package
- Cost optimized design
- Temperature range  $-40^{\circ}\text{C}$  to  $+85^{\circ}\text{C}$
- I/O isolation 1500 VDC
- Remote On/Off control
- 3-year product warranty



The TMR 3E series is a family of isolated 3 W DC/DC converter modules with regulated output, featuring wide 2:1 input voltage ranges. The product comes in a compact SIP-8 plastic package with small footprint occupying only 2.0 cm<sup>2</sup> (0.3 square inch) of board space. An excellent efficiency allows  $-40^{\circ}\text{C}$  to  $+85^{\circ}\text{C}$  operation temperature. Further features include remote On/Off control and continuous short circuit protection. The compact dimensions and cost optimized design make this converters an ideal solution for applications in communication equipment, instrumentation and industrial electronics.

Models						
Order Code	Input Voltage Range	Output 1		Output 2		Efficiency typ.
		Vnom	I <sub>max</sub>	Vnom	I <sub>max</sub>	
TMR 3-0510E	4.5 - 9 VDC (5 VDC nom.)	3.3 VDC	700 mA			71 %
TMR 3-0511E		5 VDC	600 mA			73 %
TMR 3-0512E		12 VDC	250 mA			79 %
TMR 3-0513E		15 VDC	200 mA			79 %
TMR 3-0521E		+5 VDC	300 mA	-5 VDC	300 mA	74 %
TMR 3-0522E		+12 VDC	125 mA	-12 VDC	125 mA	79 %
TMR 3-0523E		+15 VDC	100 mA	-15 VDC	100 mA	79 %
TMR 3-1210E	9 - 18 VDC (12 VDC nom.)	3.3 VDC	700 mA			75 %
TMR 3-1211E		5 VDC	600 mA			78 %
TMR 3-1212E		12 VDC	250 mA			83 %
TMR 3-1213E		15 VDC	200 mA			83 %
TMR 3-1221E		+5 VDC	300 mA	-5 VDC	300 mA	79 %
TMR 3-1222E		+12 VDC	125 mA	-12 VDC	125 mA	83 %
TMR 3-1223E		+15 VDC	100 mA	-15 VDC	100 mA	83 %
TMR 3-2410E	18 - 36 VDC (24 VDC nom.)	3.3 VDC	700 mA			75 %
TMR 3-2411E		5 VDC	600 mA			78 %
TMR 3-2412E		12 VDC	250 mA			83 %
TMR 3-2413E		15 VDC	200 mA			83 %
TMR 3-2421E		+5 VDC	300 mA	-5 VDC	300 mA	80 %
TMR 3-2422E		+12 VDC	125 mA	-12 VDC	125 mA	83 %
TMR 3-2423E		+15 VDC	100 mA	-15 VDC	100 mA	83 %
TMR 3-4810E	36 - 75 VDC (48 VDC nom.)	3.3 VDC	700 mA			75 %
TMR 3-4811E		5 VDC	600 mA			78 %
TMR 3-4812E		12 VDC	250 mA			83 %
TMR 3-4813E		15 VDC	200 mA			83 %
TMR 3-4821E		+5 VDC	300 mA	-5 VDC	300 mA	80 %
TMR 3-4822E		+12 VDC	125 mA	-12 VDC	125 mA	83 %
TMR 3-4823E		+15 VDC	100 mA	-15 VDC	100 mA	83 %

## Input Specifications

Input Current	- At no load	5 Vin models: <b>70 mA typ.</b> 12 Vin models: <b>20 mA typ.</b> 24 Vin models: <b>10 mA typ.</b> 48 Vin models: <b>8 mA typ.</b>
	- At full load	5 Vin models: <b>760 mA typ.</b> 12 Vin models: <b>300 mA typ.</b> 24 Vin models: <b>150 mA typ.</b> 48 Vin models: <b>75 mA typ.</b>
Surge Voltage		5 Vin models: <b>11 VDC max.</b> (1 s max.) 12 Vin models: <b>25 VDC max.</b> (1 s max.) 24 Vin models: <b>50 VDC max.</b> (1 s max.) 48 Vin models: <b>100 VDC max.</b> (1 s max.)
Under Voltage Lockout		5 Vin models: <b>3.5 VDC typ. / 4 VDC max.</b> 12 Vin models: <b>6.5 VDC typ. / 8.5 VDC max.</b> 24 Vin models: <b>11 VDC typ. / 17 VDC max.</b> 48 Vin models: <b>22 VDC typ. / 34 VDC max.</b> (Long term operation at undervoltage will damage the converter)
Recommended Input Fuse		5 Vin models: <b>2'000 mA</b> (slow blow) 12 Vin models: <b>1'000 mA</b> (slow blow) 24 Vin models: <b>500 mA</b> (slow blow) 48 Vin models: <b>250 mA</b> (slow blow) (The need of an external fuse has to be assessed in the final application.)
Input Filter		<b>Internal Capacitor</b>

## Output Specifications

Voltage Set Accuracy		<b>±1% max.</b>
Regulation	- Input Variation (Vmin - Vmax)	single output models: <b>0.5% max.</b> dual output models: <b>0.5% max.</b>
	- Load Variation (25 - 100%)	single output models: <b>1% max.</b> dual output models: <b>1% max.</b> (Output 1) <b>1% max.</b> (Output 2)
	- Voltage Balance (symmetrical load)	dual output models: <b>2% max.</b>
Ripple and Noise	- 20 MHz Bandwidth	<b>75 mVp-p max.</b> <b>50 mVp-p typ.</b>
Capacitive Load	- single output	3.3 Vout models: <b>1'760 µF max.</b> 5 Vout models: <b>1'000 µF max.</b> 12 Vout models: <b>170 µF max.</b> 15 Vout models: <b>110 µF max.</b>
	- dual output	5 / -5 Vout models: <b>470 / 470 µF max.</b> 12 / -12 Vout models: <b>100 / 100 µF max.</b> 15 / -15 Vout models: <b>47 / 47 µF max.</b>
Minimum Load		<b>25 % of Iout max.</b> (Operation at lower load will not damage the converter, but it may not meet all specifications)
Temperature Coefficient		<b>±0.02 %/K max.</b>
Short Circuit Protection		<b>Continuous, Automatic recovery</b>
Overload Protection		<b>Foldback Mode</b>
Output Current Limitation		<b>110% min. of Iout max.</b> <b>140% typ. of Iout max.</b>
Transient Response	- Response Deviation	<b>5% max.</b> (25% Load Step)
	- Response Time	<b>300 µs typ.</b> (25% Load Step)

All specifications valid at nominal voltage, resistive full load and +25°C after warm-up time, unless otherwise stated.

### Safety Specifications

Standards	- IT / Multimedia Equipment	EN 60950-1 EN 62368-1 IEC 60950-1 IEC 62368-1 UL 60950-1 UL 62368-1
	- Certification Documents	<a href="http://www.tracopower.com/overview/tmr3e">www.tracopower.com/overview/tmr3e</a>

### EMC Specifications

EMI Emissions	- Conducted Emissions	EN 55032 class A (with external filter) EN 55032 class B (with external filter)
	External filter proposal:	<a href="http://www.tracopower.com/overview/tmr3e">www.tracopower.com/overview/tmr3e</a>

### General Specifications

Relative Humidity		95% max. (non condensing)
Temperature Ranges	- Operating Temperature - Case Temperature - Storage Temperature	-40°C to +85°C +105°C max. -55°C to +125°C
Power Derating	- High Temperature	3.3 %/K above 70°C
	See application note:	<a href="http://www.tracopower.com/overview/tmr3e">www.tracopower.com/overview/tmr3e</a>
Cooling System		Natural convection (20 LFM)
Remote Control	- Voltage Controlled Remote (passive = on)  - Off Idle Input Current - Remote Pin Input Current	On: < 0.6 VDC or open circuit Off: 2.7 to 15 VDC Refers to 'Remote' and '-Vin' Pin 2.5 mA max. -1.0 to 1.0 mA
Altitude During Operation		5'000 m max.
Switching Frequency		300 kHz typ. (PFM)
Insulation System		Functional Insulation
Isolation Test Voltage	- Input to Output, 60 s - Input to Output, 1 s	1'600 VDC 1'920 VDC
Isolation Resistance	- Input to Output, 500 VDC	1'000 MΩ min.
Isolation Capacitance	- Input to Output, 100 kHz, 1 V	200 pF max.
Reliability	- Calculated MTBF	1'200'000 h (MIL-HDBK-217F, ground benign)
Washing Process		According to Cleaning Guideline <a href="http://www.tracopower.com/info/cleaning.pdf">www.tracopower.com/info/cleaning.pdf</a>
Housing Material		Non-conductive Plastic (UL 94 V-0 rated)
Potting Material		Epoxy (UL 94 V-0 rated)
Pin Material		Nickel-Iron (Alloy 42)
Pin Foundation Plating		Nickel (1 μm min.)
Pin Surface Plating		Tin (3 - 5 μm), matte
Housing Type		Plastic Case
Mounting Type		PCB Mount
Connection Type		THD (Through-Hole Device)
Footprint Type		SIP8
Soldering Profile		Lead-Free Wave Soldering 260°C / 10 s max.
Weight		4.8 g

All specifications valid at nominal voltage, resistive full load and +25°C after warm-up time, unless otherwise stated.

Environmental Compliance - REACH Declaration

[www.tracopower.com/info/reach-declaration.pdf](http://www.tracopower.com/info/reach-declaration.pdf)

- RoHS Declaration

REACH SVHC list compliant

REACH Annex XVII compliant

[www.tracopower.com/info/rohs-declaration.pdf](http://www.tracopower.com/info/rohs-declaration.pdf)

Exemptions: 7a

(RoHS exemptions refer to the component concentration only, not to the overall concentration in the product (O5A rule))

- SCIP Reference Number

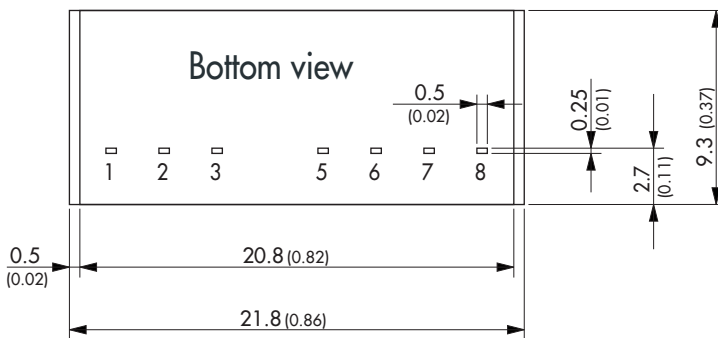
7699dacc-969f-4d57-b8a7-128450575e87

### Supporting Documents

Overview Link (for additional Documents)

[www.tracopower.com/overview/tmr3e](http://www.tracopower.com/overview/tmr3e)

### Outline Dimensions



Pinout		
Pin	Single Output	Dual Output
1	-Vin (GND)	-Vin (GND)
2	+Vin (Vcc)	+Vin (Vcc)
3	Remote	Remote
5	NC	NC
6	+Vout	+Vout
7	-Vout	Common
8	NC	-Vout



NC: Not connected



Dimensions in mm (inch)  
Tolerances: x.x ±0.5 (±0.02)  
x.xx ±0.25 (±0.01)  
Pin dimension tolerance ±0.1 (±0.004)

## Looking for pricing, stock, or lifecycle information?

Click below to explore more details on WIN SOURCE:

-  [View TMR 3-2410E on WIN SOURCE](#)
-  [Traco Power Information](#)

## Optimize Your Supply Chain with WIN SOURCE Solutions

-  Global Sourcing Solution
-  Obsolete Management
-  Cost Control Management
-  Shortage Management
-  Alternative Solution
-  Excess Inventory Management