



**THE DATASHEET OF  
TEN 6-4812WIN**



- Wide 4:1 input voltage range
- High efficiency
- Operating temperature range  $-40^{\circ}\text{C}$  to  $+85^{\circ}\text{C}$
- Models with 1'500 VDC and 3'000 VDC I/O isolation (functional insulation)
- Input filter meets EN 55022, class A
- Overload protection
- DIP-24 plastic package
- Industry standard pinout
- 3-year product warranty



UL 62368-1 IEC 62368-1

The TEN 6WIN series is designed for an optimized cost/performance ratio of DC/DC converters with output power of 6 Watt.

General features like no minimum load requirement, overload protection, internal filter for EN55022 class A and high efficiency make these converters easy to design in. With the popular DIP-24 standard package they are also a drop in replacement for many cost critical applications.

Models							
Order Code	Input Voltage Range	Output 1		Output 2		Efficiency typ.	
		Vnom	I <sub>max</sub>	Vnom	I <sub>max</sub>		
TEN 6-2410WIN	9 - 36 VDC (24 VDC nom.)	3.3 VDC	1'200 mA			77 %	
TEN 6-2411WIN		5 VDC	1'200 mA			80 %	
TEN 6-2412WIN		12 VDC	500 mA			84 %	
TEN 6-2413WIN		15 VDC	400 mA			84 %	
TEN 6-2415WIN		24 VDC	250 mA			84 %	
TEN 6-2421WIN		+5 VDC	500 mA	-5 VDC	500 mA	80 %	
TEN 6-2422WIN		+12 VDC	250 mA	-12 VDC	250 mA	84 %	
TEN 6-2423WIN		+15 VDC	200 mA	-15 VDC	200 mA	84 %	
TEN 6-4810WIN		18 - 75 VDC (48 VDC nom.)	3.3 VDC	1'200 mA			77 %
TEN 6-4811WIN			5 VDC	1'200 mA			80 %
TEN 6-4812WIN	12 VDC		500 mA			84 %	
TEN 6-4813WIN	15 VDC		400 mA			84 %	
TEN 6-4815WIN	24 VDC		250 mA			84 %	
TEN 6-4821WIN	+5 VDC		500 mA	-5 VDC	500 mA	80 %	
TEN 6-4822WIN	+12 VDC		250 mA	-12 VDC	250 mA	84 %	
TEN 6-4823WIN	+15 VDC		200 mA	-15 VDC	200 mA	84 %	

Options	
Suffix -HI	- Optional models with high isolation (3000 VDC)

### Input Specifications

Input Current	- At no load	24 Vin models: <b>20 mA typ.</b> 48 Vin models: <b>10 mA typ.</b>
	- At full load	24 Vin models: <b>215 mA max.</b> (3.3 Vout model) <b>300 mA max.</b> (5 Vout model) <b>300 mA max.</b> (12 Vout model) <b>300 mA max.</b> (15 Vout model) <b>300 mA max.</b> (24 Vout model) <b>260 mA max.</b> (5 / -5 Vout model) <b>300 mA max.</b> (12 / -12 Vout model) <b>300 mA max.</b> (15 / -15 Vout model) 48 Vin models: <b>110 mA max.</b> (3.3 Vout model) <b>150 mA max.</b> (5 Vout model) <b>150 mA max.</b> (12 Vout model) <b>150 mA max.</b> (15 Vout model) <b>150 mA max.</b> (24 Vout model) <b>130 mA max.</b> (5 / -5 Vout model) <b>150 mA max.</b> (12 / -12 Vout model) <b>150 mA max.</b> (15 / -15 Vout model)
Surge Voltage		24 Vin models: <b>50 VDC max.</b> (1 s max.) 48 Vin models: <b>100 VDC max.</b> (1 s max.)
Start-up Voltage		24 Vin models: <b>7 VDC min. / 8 VDC typ. / 9 VDC max.</b> 48 Vin models: <b>14 VDC min. / 16 VDC typ. / 18 VDC max.</b>
Under Voltage Lockout		24 Vin models: <b>8.5 VDC max.</b> 48 Vin models: <b>16 VDC max.</b>
Reflected Ripple Current		24 Vin models: <b>20 mA typ.</b> 48 Vin models: <b>15 mA typ.</b>
Recommended Input Fuse		24 Vin models: <b>1'500 mA</b> (slow blow) 48 Vin models: <b>800 mA</b> (slow blow) (The need of an external fuse has to be assessed in the final application.)
Input Filter		<b>Internal Pi-Type</b>
Short Circuit Input Power		<b>3 W max.</b>

### Output Specifications

Voltage Set Accuracy		<b>±2% max.</b>		
Regulation	- Input Variation (Vmin - Vmax)	single output models: <b>0.5% max.</b> dual output models: <b>0.5% max.</b>		
	- Load Variation (0 - 100%)	single output models: <b>1.2% max.</b> dual output models: <b>1.2% max.</b> (Output 1) <b>1.2% max.</b> (Output 2)		
	- Voltage Balance (symmetrical load)	dual output models: <b>2% max.</b>		
	- 20 MHz Bandwidth	<b>80 mVp-p max.</b>		
Capacitive Load	- single output	3.3 Vout models: <b>470 µF max.</b> 5 Vout models: <b>470 µF max.</b> 12 Vout models: <b>100 µF max.</b> 15 Vout models: <b>100 µF max.</b> 24 Vout models: <b>47 µF max.</b>		
		- dual output	5 / -5 Vout models: <b>100 / 100 µF max.</b> 12 / -12 Vout models: <b>100 / 100 µF max.</b> 15 / -15 Vout models: <b>100 / 100 µF max.</b>	
			Minimum Load	<b>Not required</b>
			Temperature Coefficient	<b>±0.02 %/K max.</b>
		Short Circuit Protection	<b>Continuous, Automatic recovery</b>	
		Overload Protection	<b>Foldback Mode</b>	

All specifications valid at nominal voltage, resistive full load and +25°C after warm-up time, unless otherwise stated.

Output Current Limitation		110% min. of I <sub>out</sub> max. 145% typ. of I <sub>out</sub> max.
Transient Response	- Response Deviation - Response Time	3% typ. / 5% max. (75% to 100% Load Step) 300 µs typ. / 600 µs max. (75% to 100% Load Step)

### Safety Specifications

Standards	- IT / Multimedia Equipment  - Certification Documents	CSA-C22.2, No. 60950-1 EN 60950-1 EN 62368-1 IEC 60950-1 IEC 62368-1 UL 60950-1 UL 62368-1  <a href="http://www.tracopower.com/overview/ten6win">www.tracopower.com/overview/ten6win</a>
Pollution Degree		PD 3
Over Voltage Category		Not mains connected

### EMC Specifications

EMI Emissions	- Conducted Emissions - Radiated Emissions	EN 55032 class A (internal filter) EN 55032 class A (with external filter)  External filter proposal: <a href="http://www.tracopower.com/overview/ten6win">www.tracopower.com/overview/ten6win</a>
---------------	---	---

### General Specifications

Relative Humidity		95% max. (non condensing)
Temperature Ranges	- Operating Temperature - Case Temperature - Storage Temperature	-40°C to +85°C +100°C max. -50°C to +125°C
Power Derating	- High Temperature	2.5 %/K above 60°C (3.3 & 5.0 V <sub>out</sub> models) 3.3 %/K above 70°C (other models)  See application note: <a href="http://www.tracopower.com/overview/ten6win">www.tracopower.com/overview/ten6win</a>
Cooling System		Natural convection (20 LFM)
Altitude During Operation		6'000 m max.
Switching Frequency		290 - 370 kHz (PWM) 330 kHz typ. (PWM)
Insulation System		Functional Insulation
Isolation Test Voltage	- Input to Output, 60 s  - Input to Output, 1 s	1'500 VDC (Standard models) 3'000 VDC (suffix -HI) 1'800 VDC
Isolation Resistance	- Input to Output, 500 VDC	1'000 MΩ min.
Isolation Capacitance	- Input to Output, 100 kHz, 1 V	1'000 pF typ.
Reliability	- Calculated MTBF	800'000 h (MIL-HDBK-217F, ground benign)
Washing Process		According to Cleaning Guideline <a href="http://www.tracopower.com/info/cleaning.pdf">www.tracopower.com/info/cleaning.pdf</a>
Housing Material		Non-conductive Plastic (UL 94 V-0 rated)
Potting Material		Epoxy (UL 94 V-0 rated)
Pin Material		Copper Alloy (C6801)
Pin Foundation Plating		Nickel (2.5 µm min.)
Pin Surface Plating		Gold (75 - 125 nm), glossy
Housing Type		Plastic Case
Mounting Type		PCB Mount
Connection Type		THD (Through-Hole Device)
Footprint Type		DIP24
Soldering Profile		Lead-Free Wave Soldering 260°C / 10 s max.

All specifications valid at nominal voltage, resistive full load and +25°C after warm-up time, unless otherwise stated.

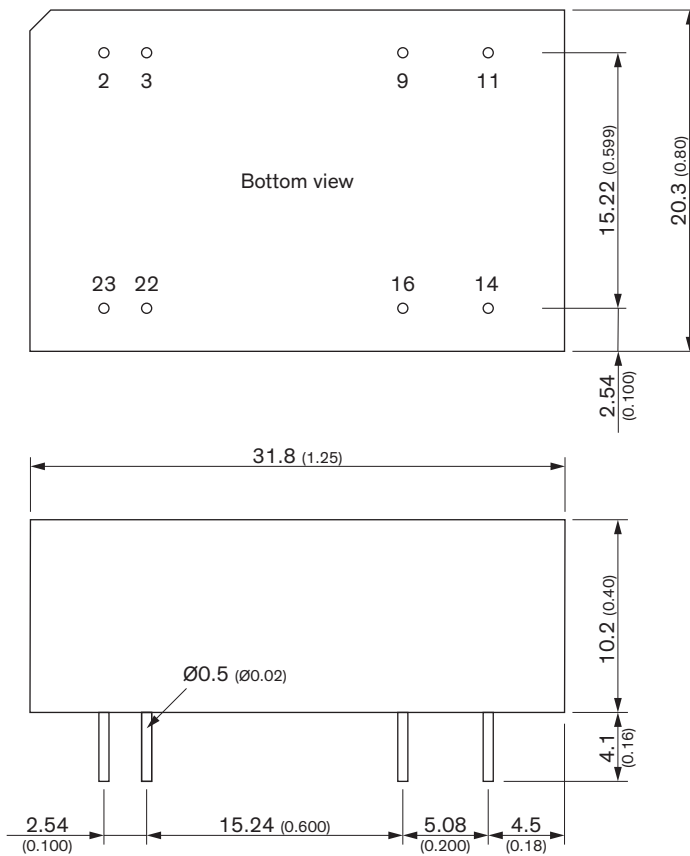
Weight	12.7 g
Environmental Compliance - REACH Declaration	<a href="http://www.tracopower.com/info/reach-declaration.pdf">www.tracopower.com/info/reach-declaration.pdf</a> REACH SVHC list compliant REACH Annex XVII compliant
- RoHS Declaration	<a href="http://www.tracopower.com/info/rohs-declaration.pdf">www.tracopower.com/info/rohs-declaration.pdf</a> Exemptions: 7a (RoHS exemptions refer to the component concentration only, not to the overall concentration in the product (O5A rule))
- SCIP Reference Number	77b7bf46-53a4-4eaf-b810-bc9e8a874f69

### Supporting Documents

Overview Link (for additional Documents)

[www.tracopower.com/overview/ten6win](http://www.tracopower.com/overview/ten6win)

### Outline Dimensions



Pinout		
Pin	Single	Dual
2	-Vin (GND)	-Vin (GND)
3	-Vin (GND)	-Vin (GND)
9	No pin	Common
11	NC	-Vout
14	+Vout	+Vout
16	-Vout	Common
22	+Vin (Vcc)	+Vin (Vcc)
23	+Vin (Vcc)	+Vin (Vcc)

NC: Not connected

Dimensions in mm (inch)



Tolerances  $x.x \pm 0.25$  ( $x.xx \pm 0.01$ )

$x.xx \pm 0.13$  ( $x.xxx \pm 0.005$ )

Pin diameter tolerance:  $x.x \pm 0.05$  ( $x.xx \pm 0.002$ )

## Looking for pricing, stock, or lifecycle information?

Click below to explore more details on WIN SOURCE:

-  [View TEN 6-4812WIN on WIN SOURCE](#)
-  [Traco Power Information](#)

## Optimize Your Supply Chain with WIN SOURCE Solutions

-  Global Sourcing Solution
-  Obsolete Management
-  Cost Control Management
-  Shortage Management
-  Alternative Solution
-  Excess Inventory Management