




**THE DATASHEET OF  
TEN 3-1210**



### Features

- ◆ Wide 2 : 1 input range
- ◆ High efficiency up to 84%
- ◆ Full SMD-design
- ◆ Short circuit protection
- ◆ Extended operating temperature range  $-40^{\circ}\text{C}$  to  $85^{\circ}\text{C}$
- ◆ I/O isolation 1'500 VDC
- ◆ Input filter to meet EN 55022, Class A and FCC, level A without external components
- ◆ 24-pin DIP with industry standard pinout
- ◆ High reliability, MTBF >1.1 Mio. h
- ◆ 3-year product warranty



The TEN 3 series of DC/DC converters, comprising 28 models, has been designed for a wide range of applications in industrial and communication systems. High efficiency allows an operating temperature range of  $-40^{\circ}\text{C}$  to  $+85^{\circ}\text{C}$ . Other features of these converters are internal filtering according to EN 55022-A and FCC, level A. Full SMD-design guarantees a high reliability of this product.

### Models

Ordercode	Input voltage range	Output voltage	Output current max.	Efficiency typ.
TEN 3-0510	4.5 – 9.0 VDC (nominal 5 VDC)	3.3 VDC	600 mA	70 %
TEN 3-0511		5 VDC	500 mA	73 %
TEN 3-0512		12 VDC	250 mA	77 %
TEN 3-0513		15 VDC	200 mA	77 %
TEN 3-0521		$\pm 5$ VDC	$\pm 250$ mA	72 %
TEN 3-0522		$\pm 12$ VDC	$\pm 125$ mA	75 %
TEN 3-0523		$\pm 15$ VDC	$\pm 100$ mA	75 %
TEN 3-1210	9 – 18 VDC (nominal 12 VDC)	3.3 VDC	600 mA	74 %
TEN 3-1211		5 VDC	500 mA	78 %
TEN 3-1212		12 VDC	250 mA	82 %
TEN 3-1213		15 VDC	200 mA	82 %
TEN 3-1221		$\pm 5$ VDC	$\pm 250$ mA	77 %
TEN 3-1222		$\pm 12$ VDC	$\pm 125$ mA	80 %
TEN 3-1223		$\pm 15$ VDC	$\pm 100$ mA	80 %
TEN 3-2410	18 – 36 VDC (nominal 24 VDC)	3.3 VDC	600 mA	76 %
TEN 3-2411		5 VDC	500 mA	79 %
TEN 3-2412		12 VDC	250 mA	84 %
TEN 3-2413		15 VDC	200 mA	84 %
TEN 3-2421		$\pm 5$ VDC	$\pm 250$ mA	79 %
TEN 3-2422		$\pm 12$ VDC	$\pm 125$ mA	82 %
TEN 3-2423		$\pm 15$ VDC	$\pm 100$ mA	82 %
TEN 3-4810	36 – 75 VDC (nominal 48 VDC)	3.3 VDC	600 mA	76 %
TEN 3-4811		5 VDC	500 mA	79 %
TEN 3-4812		12 VDC	250 mA	84 %
TEN 3-4813		15 VDC	200 mA	84 %
TEN 3-4821		$\pm 5$ VDC	$\pm 250$ mA	80 %
TEN 3-4822		$\pm 12$ VDC	$\pm 125$ mA	84 %
TEN 3-4823		$\pm 15$ VDC	$\pm 100$ mA	84 %

### Input Specifications

Input current no load / full load	5 Vin models	40 mA / 800 mA typ.
	12 Vin models	20 mA / 300 mA typ.
	24 Vin models	5 mA / 150 mA typ.
	48 Vin models	3 mA / 75 mA typ.
Start-up voltage / under voltage shut down	5 Vin models	4 VDC / 3.5 VDC typ.
	12 Vin models	7 VDC / 6.5 VDC typ.
	24 Vin models	12 VDC / 11 VDC typ.
	48 Vin models	24 VDC / 22 VDC typ.
Surge voltage (1 sec. max.)	5 Vin models	11 V max.
	12 Vin models	25 V max.
	24 Vin models	50 V max.
	48 Vin models	100 V max.
Conducted noise (input)	(5 V input models excluded)	EN 55022 level A, FCC part 15, level A

### Output Specifications

Voltage set accuracy		±1 %
Regulation	– Input variation Vin min. to Vin max.	0.5 % max.
	– Load variation 10 – 100 %	
	single output models	0.5 % max.
	dual output models balanced load	1.0 % max.
	dual output models unbalanced load	2.0 % max.
Ripple and noise (20 MHz Bandwidth)		60 mVpk-pk max
Transiente response (25% load step change)	– Recovery time	500 µs max.
	– Deviation	5 % max.
Temperature coefficient		±0.02 %/K
Current limitation		>110 % of Iout max., constant current
Short circuit protection		indefinite, automatic recovery
Capacitive load	single output models	4000 µF max.
	dual output models	1000 µF max. (each output)

### General Specifications

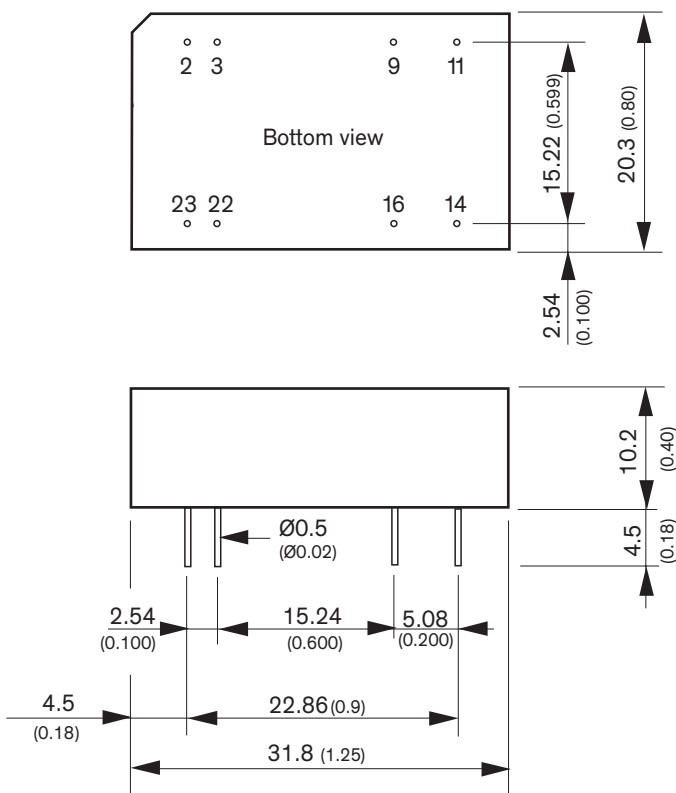
Temperature ranges	– Operating	–40°C to +85°C
	– Case temperature	+100°C max.
	– Storage	–55°C to +125°C
Derating		3 %/K above 70°C
Humidity (non condensing)		95 % rel H max.
Reliability, calculated MTBF (MIL-HDBK-217 F, at +25°C, ground benign)		>1.1 Mio. h
Isolation voltage (60 sec.)	– Input/Output	1'500 VDC
Isolation capacitance	– Input/Output	65 pF typ
Isolation resistance	– Input/Output (500 VDC)	>1'000 M Ohm
Switching frequency		300 kHz typ. (Pulse frequency modulation PFM)
Safety standards		cUL/UL 60950-1, IEC/EN 60950-1
Environmental compliance	– Reach	<a href="http://www.tracopower.com/info/reach-declaration.pdf">www.tracopower.com/info/reach-declaration.pdf</a>
	– RoHS	directive 2011/65/EU

All specifications valid at nominal input voltage, full load and +25°C after warm-up time unless otherwise stated.

**Physical Specifications**

Casing material	non conductive FR4
Potting material	epoxy (UL 94V-0 rated)
Weight	12.4 g (0.44 oz)
Soldering temperature	max. 265°C / 10 sec.

**Outline Dimensions**



Pin-Out		
Pin	Single	Dual
2	-Vin (GND)	-Vin (GND)
3	-Vin (GND)	-Vin (GND)
9	No pin	Common
11	NC	-Vout
14	+Vout	+Vout
16	-Vout	Common
22	+Vin (Vcc)	+Vin (Vcc)
23	+Vin (Vcc)	+Vin (Vcc)

NC = Not connected

Dimensions in [mm], ( ) = Inch

Tolerances: x.x ±0.25 (x.xx ±0.01)



x.xx ±0.13 (x.xxx ±0.005)

Pin diameter tolerances: x.x ±0.05 (x.xx ±0.002)

Specifications can be changed without notice! Make sure you are using the latest documentation, downloadable at [www.tracopower.com](http://www.tracopower.com)

## Looking for pricing, stock, or lifecycle information?

Click below to explore more details on WIN SOURCE:

-  [View TEN 3-1210 on WIN SOURCE](#)
-  [Traco Power Information](#)

## Optimize Your Supply Chain with WIN SOURCE Solutions

-  Global Sourcing Solution
-  Obsolete Management
-  Cost Control Management
-  Shortage Management
-  Alternative Solution
-  Excess Inventory Management