

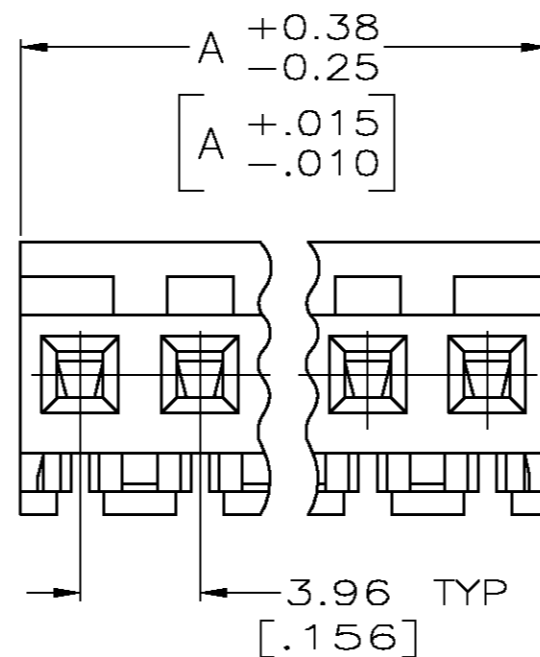
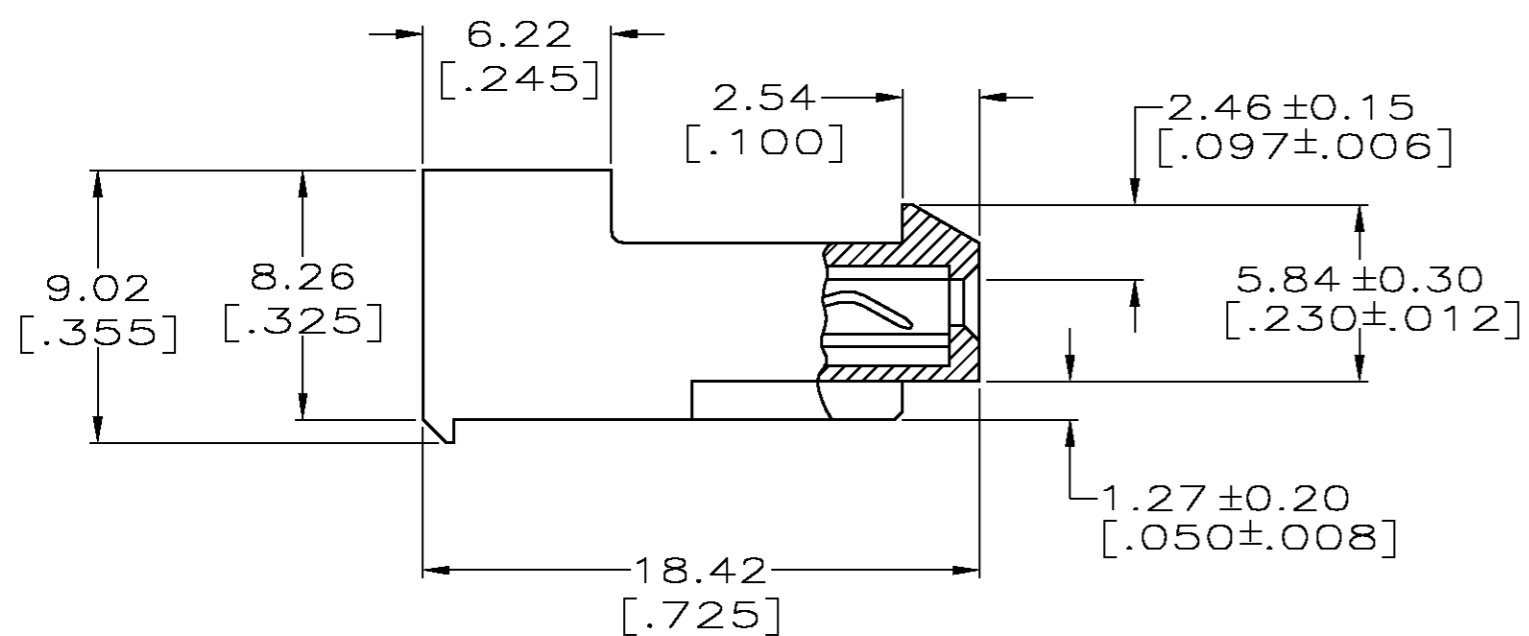
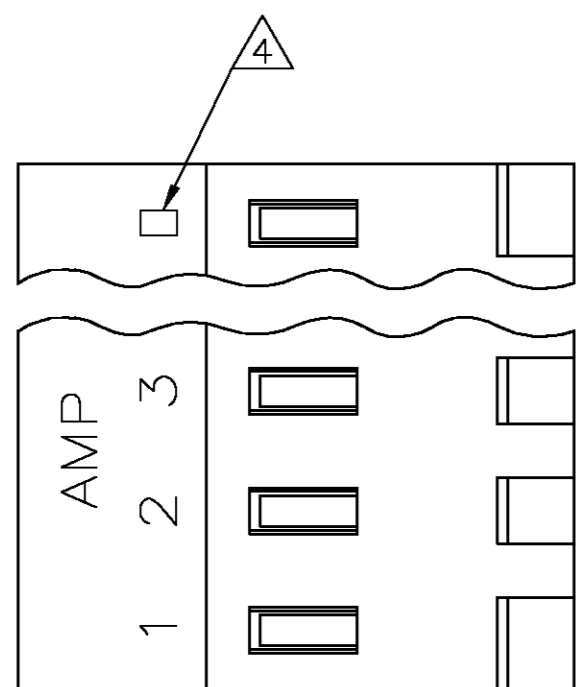


THE DATASHEET OF
3-640427-2



THIS DRAWING IS UNPUBLISHED. RELEASED FOR PUBLICATION
 © COPYRIGHT BY TYCO ELECTRONICS CORPORATION. ALL RIGHTS RESERVED.

LOC	DIST	REVISIONS					
CM	00	P	LTR	DESCRIPTION	DATE	DWN	APVD
		P		REV PER ECN 0G3B-0349-03	07JUL03	SC	DB



1 MATERIAL: CONNECTOR - NYLON UL94-V2 (YELLOW)
 CONTACTS - 0.30[.012] THICK COPPER ALLOY
 (BRIGHT TIN-LEAD 0.00203[.000080] MIN. THICK
 FOR CONTACTS 640427-2 THRU 2-640427-4).
 (BRIGHT TIN PLATE 0.00305[.000120] MIN. THICK
 FOR CONTACTS 3-640427-2 THRU 5-640427-4).

2. CONTACTS ACCEPT 20 AWG WIRE WITH 2.41[.095] MAX INSULATION DIAMETER.

3. CONTACTS MUST ACCEPT 1.14±0.03[.045] POST AND REMAIN LOCKED IN POSITION.

4 IDENTIFICATION NUMBER FOR LAST CIRCUIT MAY NOT APPEAR ON ALL ASSEMBLIES.

5. DIMENSIONS IN BRACKETS ARE IN INCHES.

6. HOUSING FEATURES ARE: CLOSED END WITH LOCKING RAMP.

LEADFREE	DIM A	NO. OF CIRCUITS	PART NO.
YES	95.10[3.744]	24	5-640427-4
YES	91.13[3.588]	23	5-640427-3
YES	87.17[3.432]	22	5-640427-2
YES	83.21[3.276]	21	5-640427-1
YES	79.25[3.120]	20	5-640427-0
YES	75.29[2.964]	19	4-640427-9
YES	71.32[2.808]	18	4-640427-8
YES	67.36[2.652]	17	4-640427-7
YES	63.40[2.496]	16	4-640427-6
YES	59.44[2.340]	15	4-640427-5
YES	55.47[2.184]	14	4-640427-4
YES	51.51[2.028]	13	4-640427-3
YES	47.55[1.872]	12	4-640427-2
YES	43.59[1.716]	11	4-640427-1
YES	39.62[1.560]	10	4-640427-0
YES	35.66[1.404]	9	3-640427-9
YES	31.70[1.248]	8	3-640427-8
YES	27.74[1.092]	7	3-640427-7
YES	23.77[.936]	6	3-640427-6
YES	19.81[.780]	5	3-640427-5
YES	15.85[.624]	4	3-640427-4
YES	11.89[.468]	3	3-640427-3
YES	7.92[.312]	2	3-640427-2
NO	95.10[3.744]	24	2-640427-4
NO	91.13[3.588]	23	2-640427-3
NO	87.17[3.432]	22	2-640427-2
NO	83.21[3.276]	21	2-640427-1
NO	79.25[3.120]	20	2-640427-0
NO	75.29[2.964]	19	1-640427-9
NO	71.32[2.808]	18	1-640427-8
NO	67.36[2.652]	17	1-640427-7
NO	63.40[2.496]	16	1-640427-6
NO	59.44[2.340]	15	1-640427-5
NO	55.47[2.184]	14	1-640427-4
NO	51.51[2.028]	13	1-640427-3
NO	47.55[1.872]	12	1-640427-2
NO	43.59[1.716]	11	1-640427-1
NO	39.62[1.560]	10	1-640427-0
NO	35.66[1.404]	9	640427-9
NO	31.70[1.248]	8	640427-8
NO	27.74[1.092]	7	640427-7
NO	23.77[.936]	6	640427-6
NO	19.81[.780]	5	640427-5
NO	15.85[.624]	4	640427-4
NO	11.89[.468]	3	640427-3
NO	7.92[.312]	2	640427-2

THIS DRAWING IS A CONTROLLED DOCUMENT.

DWN S. CARPENTER 07JUL2003
 CHK D. BOSSI 07JUL2003
 APVD D. BOSSI 07JUL2003

Tyco Electronics Corporation
 City, State, Zip

MTA 156 CONNECTOR ASSEMBLY,
 20 AWG, STANDARD

SIZE A2 CAGE CODE 00779 DRAWING NO C=640427 RESTRICTED TO -

SCALE 4:1 SHEET 1 OF 1 REV P

PRODUCT SPEC 108-1051
 APPLICATION SPEC 114-1020


WEIGHT
 CUSTOMER DRAWING



A/C BUSINESS GROUP 3323 177-34 NICK GANNON

Looking for pricing, stock, or lifecycle information?

Click below to explore more details on WIN SOURCE:

 [View 3-640427-2 on WIN SOURCE](#)

 [TE Connectivity](#) Information

Optimize Your Supply Chain with WIN SOURCE Solutions

-  Global Sourcing Solution
-  Obsolete Management
-  Cost Control Management
-  Shortage Management
-  Alternative Solution
-  Excess Inventory Management