



MICRO EDGE CARD SYSTEMS

0.50 mm, 0.635 mm, 0.80 mm, 1.00 mm, 1.27 mm, 2.00 mm PITCH




FEATURES & BENEFITS

- Up to 56 Gbps PAM4
- PCI Express® 4.0 (MEC5 Series)
- Solutions for (1.60 mm) .062" and (2.36 mm) .093" thick cards
- Choice of pitch: 0.50 mm, 0.635 mm, 0.80 mm, 1.00 mm, 1.27 mm, 2.00 mm
- Vertical, right-angle and edge mount orientations
- Available in surface mount and through-hole



Staggered press-fit tails
(MEC8-VP)



Justification beam ensures
card and body are flush
(MEC5)

KEY SPECIFICATIONS

| SERIES | PITCH | TOTAL POSITIONS | INSULATOR MATERIAL | CONTACT MATERIAL | OPERATING TEMP RANGE | CURRENT RATING | VOLTAGE RATING | LEAD-FREE SOLDERABLE |
|--------|----------|-----------------|--------------------|------------------|----------------------|----------------|----------------|----------------------|
| MEC5 | 0.50 mm | 60-200 | Black LCP | Phosphor Bronze | -55 °C to +125 °C | 1.5 A (2 pins) | 125 VAC | Yes |
| MEC6 | 0.635 mm | 20-140 | Black LCP | Phosphor Bronze | -55 °C to +125 °C | 2.4 A (2 pins) | 185 VAC | Yes |
| MEC8 | 0.80 mm | 20-140 | Black LCP | Phosphor Bronze | -55 °C to +125 °C | 2.3 A (2 pins) | 180 VAC | Yes |
| MEC1 | 1.00 mm | 20-140 | Black LCP | Phosphor Bronze | -55 °C to +125 °C | 2.2 A (2 pins) | 250 VAC | Yes |
| MECF | 1.27 mm | 10-100 | Black/Natural LCP | BeCu | -55 °C to +125 °C | 3.5 A (2 pins) | 280 VAC | Yes |
| MEC2 | 2.00 mm | 10-100 | Black/Natural LCP | BeCu | -55 °C to +125 °C | 3.5 A (2 pins) | 235 VAC | Yes |

(0.635 mm) .025" PITCH • VERTICAL AND RIGHT-ANGLE EDGE CARD SOCKET

MEC6 - **1** POSITIONS PER ROW - **02** - PLATING OPTION - **DV** - **A** - OPTION - "X"R

10, 20, 30, 40,
50, 60, 70

-L
= 10 μ" (0.25 μm)
Gold on contact,
Matte Tin on tail

-K
= (5.50 mm) 2.17" DIA
Polyimide Pick
& Place Pad

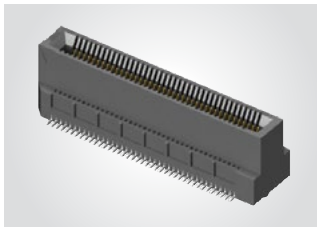
Leave blank
for Tray Packaging

-TR
= Tape & Reel


-FR
= Full Reel
Tape & Reel
(must order max.
quantity per reel;
contact Samtec for
quantity breaks)

MEC6-DV

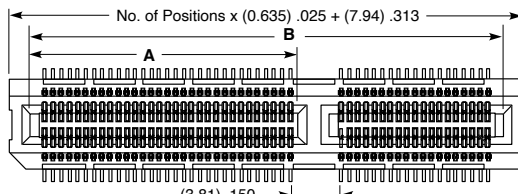
Card Mates:
(1.60 mm) .062"
thick card



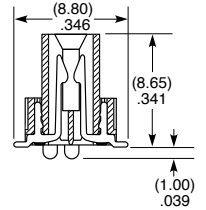

| POSITIONS PER ROW | A | B |
|-------------------|------------------|------------------|
| 50 | (21.06) .829 | (36.49) 1.437 |
| 60 | (24.87) .979 | (42.84) 1.687 |
| 70 | (28.68) 1.129 | (49.19) 1.937 |



10, 20, 30 & 40 POSITIONS



50, 60 & 70 POSITIONS



View complete specifications at: samtec.com?MEC6-DV

MEC6 - **1** POSITIONS PER ROW - **02** - PLATING OPTION - **D** - TAIL - OPTIONS

10, 20, 30,
40, 50

-L
= 10 μ" (0.25 μm)
Gold on contact,
Matte Tin on tail

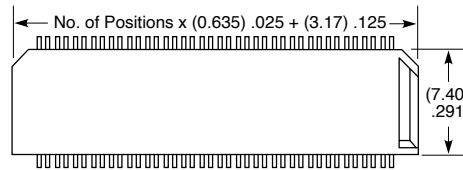

-RA1
= Right-angle

-TR
= Tape & Reel

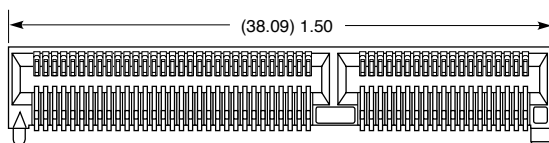
-FR
= Full Reel Tape & Reel
(must order max. quantity
per reel; contact Samtec
for quantity breaks)

MEC6-RA

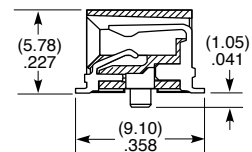
Card Mates:
(1.60 mm) .062"
thick card



10, 20, 30 & 40 POSITIONS



50 POSITIONS



Note:
Some sizes, styles and
options are non-standard,
non-returnable.

View complete specifications at: samtec.com?MEC6-RA

Looking for pricing, stock, or lifecycle information?

Click below to explore more details on WIN SOURCE:

- ⊖ [View MEC6-110-02-L-D-RA1-TR on WIN SOURCE](#)
- ⊖ [Samtec Inc. Information](#)

Optimize Your Supply Chain with WIN SOURCE Solutions

- ✓ Global Sourcing Solution
- ✓ Obsolete Management
- ✓ Cost Control Management
- ✓ Shortage Management
- ✓ Alternative Solution
- ✓ Excess Inventory Management