



**THE DATASHEET OF  
DF11-14DP-2DSA(01)**



Jun.1.2024 Copyright 2024 HIROSE ELECTRIC CO., LTD. All Rights Reserved.  
In case of consideration for using Automotive equipment / device which demand high reliability, kindly contact our sales window correspondents.

△	△	△	△	△	△	△	△	△	△	△	△	△	△	△	△	△	△	△	△

APPLICABLE STANDARD									
RATING	VOLTAGE	CONTACT NO. 1 ~ *	AC 250 V	APPLICABLE CABLES					
	CURRENT	CONTACT NO. 1 ~ *	DC V	2 A	IMPEDANCE FREQUENCY RANGE		Ω (0 ~ Hz)		
	POWER				OPERATING TEMPERATURE RANGE		-30 °C ~ +85 (Notes 1)		
	SPECIALTY								

### SPECIFICATIONS

No.	ITEM	CONDITIONS	TEST STANDARD	MIN	MAX	UNITS	QT	AT
1	DESIGN-MATERIAL-FINISH	ADC 80377		-	-	-	○	○
2	MARKING	Applicable Std. and DC3 ~ 20829		-	-	-	○	○
3	INSULATION RESISTANCE	Must be over standard value at DC 500 V.	MIL-STD-1344	1000	-	MΩ	○	
4	CONTACT RESISTANCE	The voltage drop must be under the Std. value at DC 0.1 A.	MIL-STD-1344	-	30	mΩ	○	
	Unit CONTACT CONTACT	The voltage drop must be under the Std. value at DC A.		-		mΩ		
5	DIELECTRIC WITHSTANDING VOLTAGE	Must withstand AC DC 650V for one minute.	MIL-STD-1344	-	-	-	○	
6	LOW LEVEL CIRCUIT	The Contact Resistance must be under the Std. value at DC20mV less and mA.		-		mΩ		
7	DRY CIRCUIT	Must have conductivity in alternate current at DC μV.		-	-	-		
8	CONTACT ENGAGEMENT AND SEPARATION FORCES	Must be suitable for the Std. gauge size value at applicable gauge.		-		gf		
	MATING AND UNMATING FORCES	Must be suitable for the Std. value.				kof		
9	HUMIDITY	Insulation resistance must be over the Std. value at ±2% 90 ~ 95% 96 hours.	MIL-STD-1344	-	-	MΩ	-	-
		at high humidity after high humidity		1000	-	MΩ	○	-
10	VIBRATION	Must have no damage, crack and looseness of parts at Frequency range 10-55 Hz. Total amplitude 1.5 mm, G at 2 hours for 3 directions.	MIL-STD-1344	-	-	-	○	-
11	SHOCK	Must have no damage, crack and looseness of parts after cycles at G in directions.		-	-	-		-
12	TEMPERATURE CYCLING	Must have no damage, crack and looseness of parts for -55 ~ +85°C 5 cycles. total 5 hours	MIL-STD-1344	-	-	-	○	-
13	DURABILITY Unit CONTACT CONTACT	Must be less than the Std. value after 30 insertion and extraction cycles at the condition described in above item No.4.		-	30	mΩ	○	-
				-		mΩ		-
14	SALT SPRAY (CORROSION).	Must not have heavy corrosion after 5 x salt water spray for 48 hours.	MIL-STD-1344	-	-	-	○	-
15	H <sub>2</sub> S-EXPOSURE	Must not have heavy corrosion after 3 ppm for 96 hours.	JEIDA-38	-	-	-	○	-
16	SO <sub>2</sub> -EXPOSURE	Must not have heavy corrosion after ppm for hours.		-	-	-		-

**Notes:1**

This temperature includes a rise by heat's generation of connector when electricity passes.



REMARKS	APPROVED	<i>M. Yamamoto</i>	90.8.29	ISSUED BY	
	REVIEWED				
	CHECKED				
	DESIGNED	<i>J. Oma</i>	90.8.29		
	DRAWN	<i>J. Oma</i>	90.8.29		
DRAWING No. SLC4-162393-01				SPECIFICATION SHEET	
				PART No. DF11-X:DP-2DSA(01)	
				CODE No.	

TO









## Looking for pricing, stock, or lifecycle information?

Click below to explore more details on WIN SOURCE:

-  [View DF11-14DP-2DSA\(01\) on WIN SOURCE](#)
-  [Hirose Electric Co Ltd Information](#)

## Optimize Your Supply Chain with WIN SOURCE Solutions

-  Global Sourcing Solution
-  Obsolete Management
-  Cost Control Management
-  Shortage Management
-  Alternative Solution
-  Excess Inventory Management