




**THE DATASHEET OF
DF62B-13EP-2.2C**



Jul.1.2024 Copyright 2024 HIROSE ELECTRIC CO., LTD. All Rights Reserved.
 In case of consideration for using Automotive equipment / device which demand high reliability, kindly contact our sales window correspondents.

| APPLICABLE STANDARD | | | | |
|---------------------|--|--|---------------------------|--|
| RATING | OPERATING TEMPERATURE RANGE | -35 °C TO +105°C (NOTE1) | STORAGE TEMPERATURE RANGE | -10 °C TO +60°C (NOTE3) |
| | OPERATING HUMIDITY RANGE | 20% TO 80% (NOTE2) | STORAGE HUMIDITY RANGE | 40% TO 70% (NOTE3) |
| | APPLICABLE CONNECTOR | DF62B-13S-2.2C(##) DF62C-13S-2.2C(##) | VOLTAGE | AC/DC 250V |
| | UL- C-UL RATING  | VOLTAGE | 250 V AC/DC | CURRENT |
| CURRENT | | AWG 22 : 3A/pin AWG 24 : 2A/pin AWG 26-30 : 1A/pin | | |
| | OPERATING TEMPERATURE RANGE | -35 °C TO +75°C (NOTE1) | APPLICABLE CONTACT | DF62-EP22PC* DF62-EP2428PC* DF62-EP30PC* |


SPECIFICATIONS

| ITEM | TEST METHOD | REQUIREMENTS | QT | AT |
|--------------------------------------|--|--|----|----|
| CONSTRUCTION | | | | |
| GENERAL EXAMINATION | VISUALLY AND BY MEASURING INSTRUMENT. | ACCORDING TO DRAWING. | X | X |
| MARKING | CONFIRMED VISUALLY. | | X | X |
| ELECTRIC CHARACTERISTICS | | | | |
| INSULATION RESISTANCE | 500 V DC. | 1000 MΩ MIN. | X | - |
| VOLTAGE PROOF | 650 V AC FOR 1 min. | NO FLASHOVER OR BREAKDOWN. | X | - |
| MECHANICAL CHARACTERISTICS | | | | |
| MECHANICAL OPERATION | 30 TIMES INSERTION AND EXTRACTION. | NO DAMAGE, CRACK OR LOOSENESS OF PARTS. | X | - |
| VIBRATION | FREQUENCY 10 TO 55 Hz, SINGLE AMPLITUDE 0.75 mm, AT 10 CYCLES FOR 3 DIRECTION. | NO DAMAGE, CRACK OR LOOSENESS OF PARTS. | X | - |
| SHOCK | 490 m/s ² DURATION OF PULSE 11 ms AT 3 TIMES EACH FOR 3 BOTH AXIAL DIRECTIONS. | NO DAMAGE, CRACK OR LOOSENESS OF PARTS. | X | - |
| ENVIRONMENTAL CHARACTERISTICS | | | | |
| DAMP HEAT (STEADY STATE) | EXPOSED AT 40 ± 2°C , 90 TO 95 % , 96 h. (AFTER LEAVING THE ROOM TEMPERATURE FOR 1~2h.) | ①INSULATION RESISTANCE: 1000 MΩ MIN. ②NO DAMAGE, CRACK OR LOOSENESS OF PARTS. | X | - |
| RAPID CHANGE OF TEMPERATURE | TEMPERATURE -55°C→ +85°C TIME 30min→ 30min UNDER 5 CYCLES. (THE TRANSFERRING TIME OF THE TANK IS 2~3 min) (AFTER LEAVING THE ROOM TEMPERATURE FOR 1~2h.) | ①INSULATION RESISTANCE: 1000 MΩ MIN. ②NO DAMAGE, CRACK OR LOOSENESS OF PARTS. | X | - |

NOTE 1: INCLUDE THE TEMPERATURE RISING BY CURRENT.

NOTE2:NO CONDENSING



NOTE3:APPLY TO THE CONDITION OF LONG TERM STORAGE FOR UNUSED PRODUCTS BEFOR PCB ON BOARD, AFTER PCB ON BOARD, OPERATING TEMPERATURE AND HUMIDITY RANGE IS APPLIED FOR INTERIM STRAGE DURING TRANSPORTATION.

| COUNT | DESCRIPTION OF REVISIONS | DESIGNED | CHECKED | DATE |
|---|--------------------------|-----------|---------|----------|
|  1 | DIS-H-00019433 | RI. GENDA | SZ. ONO | 20231121 |

| REMARKS | APPROVED | 20130524 |
|---------|----------|----------|
| | CHECKED | 20130524 |
| | DESIGNED | 20130522 |
| | DRAWN | 20130522 |

Unless otherwise specified, refer to JIS C 5402.

Note QT:Qualification Test AT:Assurance Test X:Applicable Test DRAWING NO. ELC-351969-00-00




| | | | | | |
|---|---------------------------|----------|------------------|---|-----|
|  | SPECIFICATION SHEET | PART NO. | DF62B-13EP-2.2C | | |
| | HIROSE ELECTRIC CO., LTD. | CODE NO. | CL0544-0564-1-00 |  | 1/1 |

Looking for pricing, stock, or lifecycle information?

Click below to explore more details on WIN SOURCE:

-  [View DF62B-13EP-2.2C on WIN SOURCE](#)
-  [Hirose Electric Co Ltd Information](#)

Optimize Your Supply Chain with WIN SOURCE Solutions

-  Global Sourcing Solution
-  Obsolete Management
-  Cost Control Management
-  Shortage Management
-  Alternative Solution
-  Excess Inventory Management