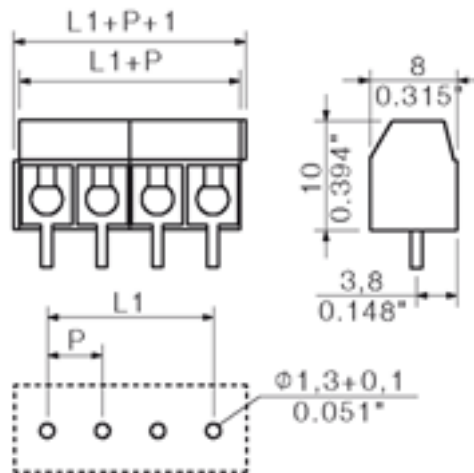




**THE DATASHEET OF
1760510000**





General ordering data

Order No.	1760510000
Part designation	PM 5.08/2/90 3.5 SW
Version	PCB terminal, Leaf spring connection, Soldered connection, Clamping range, max.: 2.5 mm ² , Pitch: 5.08 mm, No. of poles: 2, 90°, Box
EAN	4032248032488
Qty.	500 pc(s).

System parameters

Product family	System PM
Conductor connection system	Leaf spring connection
Fitted to PCB	Soldered connection
Outgoing direction of conductor	90°
Pitch	5.08 mm
Pitch in inch	0.2 inch
No. of poles	2
Fitted by customer	yes
Max. adjacent poles per row	24
No. of rows	1
Solder pin length	3.5 mm
Dia. of fitting hole	1.3 mm
Fitting hole tolerance	+ 0.1 mm
No. of solder pins per pole	1
Screwdriver blade	0.6 x 3.5
Screwdriver blade standard	DIN 5264
Tightening torque, min.	0.4 Nm
Tightening torque, max.	0.5 Nm
Clamping screw	M 2.5
Stripping length	6 mm
L1 in mm	5.08 mm
L1 in inch	0.2 inch
Electric shock protection to DIN VDE 0470	IP 20
Electric shock protection to DIN VDE 0470	Safe from finger touch

Material data

Insulating material	Wemid (PA)
Colour	black
colour chart	Similar to RAL 9011
Insulating material group	I
Flammability class UL 94	V-0
CTI	>= 600
Contact base material	Copper alloy
Contact surface	tinned
Storage temperature, min.	-25 °C
Storage temperature, max.	55 °C

Connectable conductors

Clamping range, min.	0.13 mm ²
Clamping range, max.	2.5 mm ²
AWG, min.	26
AWG, max.	14
Solid, min. H05(07) V-U	0.13 mm ²
Solid, max. H05(07) V-U	2.5 mm ²
Flexible, min. H05(07) V-K	0.13 mm ²
Flexible, max. H05(07) V-K	2.5 mm ²
With wire end ferrule, acc. to DIN 46 228/1, min.	0.25 mm ²
With wire end ferrule, acc. to DIN 46 228/1, max.	1.5 mm ²
w. plastic collar ferrule, DIN 46228 pt 4, min.	0.25 mm ²
w. plastic collar ferrule, DIN 46228 pt 4, max.	1.5 mm ²

DIN IEC rating data

Rated current, min. No. pins (Tu=20°C)	24 A
Rated current, max. No. pins (Tu=20°C)	24 A
Rated current, min. No. pins (Tu=40°C)	24 A
Rated current, max. No. pins (Tu=40°C)	24 A
Rated voltage for overvoltage class/pollution severity II/2	600 V
Rated voltage for overvoltage class/pollution severity III/2	250 V
Rated voltage for overvoltage class/pollution severity III/3	250 V
Rated impulse withstand voltage for overvoltage class/pollution severity II/2	4 kV
Rated impulse withstand voltage for overvoltage class/pollution severity III/2	4 kV
Rated impulse withstand voltage for overvoltage class/pollution severity III/3	4 kV
Short-time withstand current resistance	3 x 1s with 120 A

CSA rating data

Rated voltage (Use group D)	300 V
Rated current (Use group D)	10 A
AWG conductor (field wiring), min.	26
AWG conductor (field wiring), max.	14

UL 1059 rating data

Rated voltage (Use group D)	300 V
Rated current (Use group D)	10 A
AWG conductor, min.	26
AWG conductor, max.	14

Approvals

Approvals institutes

**Downloads**

CAD Library (P-CAD Format - Standard)	PM.lib
---------------------------------------	--------

Classifications

ETIM 2.0	NK
ETIM 3.0	EC001284
eClass 4.1	NK
eClass 5.0	NK
eClass 5.1	NK

Similar products



Order No.	Part designation	Version
1760490000	PM 5.08/2/90 3.5 OR	PCB terminal, Leaf spring connection, Soldered connection, Clamping range, max.: 2.5 mm ² , Pitch: 5.08 mm, No. of poles: 2, 90°, Box
1884320000	PM 5.08/2/90 3.5 GR	PCB terminal, Leaf spring connection, Soldered connection, Clamping range, max.: 2.5 mm ² , Pitch: 5.08 mm, No. of poles: 2, 90°, Box
1760530000	PM 5.08/2/90 3.5 GN	PCB terminal, Leaf spring connection, Soldered connection, Clamping range, max.: 2.5 mm ² , Pitch: 5.08 mm, No. of poles: 2, 90°, Box
1760500000	PM 5.08/3/90 3.5 OR	PCB terminal, Leaf spring connection, Soldered connection, Clamping range, max.: 2.5 mm ² , Pitch: 5.08 mm, No. of poles: 3, 90°, Box
1760520000	PM 5.08/3/90 3.5 SW	PCB terminal, Leaf spring connection, Soldered connection, Clamping range, max.: 2.5 mm ² , Pitch: 5.08 mm, No. of poles: 3, 90°, Box
1884330000	PM 5.08/3/90 3.5 GR	PCB terminal, Leaf spring connection, Soldered connection, Clamping range, max.: 2.5 mm ² , Pitch: 5.08 mm, No. of poles: 3, 90°, Box

1760540000 PM 5.08/3/90 3.5 GN

PCB terminal, Leaf spring connection, Soldered connection,
Clamping range, max.: 2.5 mm², Pitch: 5.08 mm, No. of poles: 3,
90°, Box

Looking for pricing, stock, or lifecycle information?

Click below to explore more details on WIN SOURCE:

-  [View 1760510000 on WIN SOURCE](#)
-  [Weidmuller Information](#)

Optimize Your Supply Chain with WIN SOURCE Solutions

-  Global Sourcing Solution
-  Obsolete Management
-  Cost Control Management
-  Shortage Management
-  Alternative Solution
-  Excess Inventory Management