



Surface Mount Multilayer Ceramic Chip Capacitors (SMD MLCCs)  
**High Voltage X7R Dielectric, 500 – 3,000 VDC**  
**(Commercial Grade)**



## Overview

KEMET's High Voltage surface mount MLCCs in X7R Dielectric feature a 125°C maximum operating temperature and are considered "temperature stable." The Electronics Industries Alliance (EIA) characterizes X7R dielectric as a Class II material. Components of this classification are fixed, ceramic dielectric capacitors suited for bypass and decoupling applications or for frequency discriminating circuits where Q and stability of capacitance characteristics are not critical. X7R exhibits a predictable change in capacitance with respect to time and voltage and boasts a minimal change in capacitance with reference to ambient temperature. Capacitance change is limited to  $\pm 15\%$  from  $-55^\circ\text{C}$  to  $+125^\circ\text{C}$ .

In addition to Commercial Grade, Automotive Grade devices are available which meet the demanding Automotive Electronics Council's AEC-Q200 qualification requirements.

## Applications

- Charging stations
- LCD fluorescent backlight ballasts
- Voltage multiplier circuits
- DC/DC converters
- Power supply
- LAN/WAN interface
- High voltage decoupling
- Filters
- DC blocking
- ESD Protection



## Ordering Information

| C       | 1210   | C                     | 154   | K   | C   | R          | A                   | C   | TU  |
|---------|--|-----------------------|---|---|---|------------|---------------------|---|---|
| Ceramic | Case Size (L" x W")  | Specification/ Series | Capacitance Code (pF)                       | Capacitance Tolerance                             | Rated Voltage (VDC)   | Dielectric | Failure Rate/Design | Termination Finish <sup>1</sup>               | Packaging/ Grade (C-Spec)                     |
|         | 0402<br>0603<br>0805<br>1206<br>1210<br>1808<br>1812<br>1825<br>2220<br>2225 | C = Standard          | Two significant digits and number of zeros. | J = $\pm 5\%$<br>K = $\pm 10\%$<br>M = $\pm 20\%$ | C = 500<br>B = 630<br>D = 1,000<br>F = 1,500<br>G = 2,000<br>Z = 2,500<br>H = 3,000 | R = X7R    | A = N/A             | C = 100% Matte Sn<br>L = SnPb (5% Pb minimum) | See "Packaging C-Spec Ordering Options Table" |

<sup>1</sup> Additional termination finish options may be available. Contact KEMET for details.

## Packaging C-Spec Ordering Options Table

| Packaging Type <sup>1</sup>              | Packaging/Grade Ordering Code (C-Spec)  |
|--|---|
| Bulk Bag/Unmarked                        | Not required (Blank)  |
| 7" Reel/Unmarked                         | TU  |
| 13" Reel/Unmarked                        | 7411 (EIA 0603 and smaller case sizes)<br>7210 (EIA 0805 and larger case sizes) |
| 7" Reel/Marked                           | TM  |
| 13" Reel/Marked                          | 7040 (EIA 0603)<br>7215 (EIA 0805 and largSer case sizes)                       |
| 7" Reel/Unmarked/2mm pitch <sup>2</sup>  | 7081  |
| 13" Reel/Unmarked/2mm pitch <sup>2</sup> | 7082  |

<sup>1</sup> Default packaging is "Bulk Bag". An ordering code C-Spec is not required for "Bulk Bag" packaging.

<sup>1</sup> The terms "Marked" and "Unmarked" pertain to laser marking option of capacitors. All packaging options labeled as "Unmarked" will contain capacitors that have not been laser marked. Please contact KEMET if you require a laser marked option. For more information see "Capacitor Marking".

<sup>2</sup> The 2 mm pitch option allows for double the packaging quantity of capacitors on a given reel size. This option is limited to EIA 0603 (1608 metric) case size devices. For more information regarding 2 mm pitch option see "Tape & Reel Packaging Information".

## Benefits

- -55°C to +125°C operating temperature range
- Industry-leading CV values
- Exceptional performance at high frequencies
- Lead (Pb)-free, RoHS and REACH compliant
- EIA 0402, 0603, 0805, 1206, 1210, 1808, 1812, 1825, 2220, and 2225 case sizes
- DC voltage ratings of 500 V, 630 V, 1 KV, 1.5 KV, 2 KV, 2.5 KV, and 3 KV
- Capacitance offerings ranging from 10 pF to 560 nF
- Available capacitance tolerances of  $\pm 5\%$ ,  $\pm 10\%$ , and  $\pm 20\%$
- Low ESR and ESL
- Non-polar device, minimizing installation concerns
- Automotive (AEC-Q200) Grade available
- 100% pure matte tin-plated termination finish allowing for excellent solderability
- SnPb plated termination finish option available upon request (5% Pb minimum)

## Applications

Typical applications include switch mode power supplies (input filters, resonators, tank circuits, snubber circuits, output filters), high voltage coupling and DC blocking, lighting ballasts, voltage multiplier circuits, DC/DC converters and coupling capacitors in Ćuk converters. Markets include power supply, LCD fluorescent backlight ballasts, HID lighting, telecom equipment, industrial and medical equipment/control, LAN/WAN interface, analog and digital modems, and automotive (electric and hybrid vehicles, charging stations and lighting applications).

## Application Note

X7R dielectric is not recommended for AC line filtering or pulse applications. These capacitors and/or the assembled circuit board containing these capacitors may require a protective surface coating to prevent external surface arcing.

## Dimensions – Millimeters (Inches)



| EIA Size Code | Metric Size Code | L Length                      | W Width                       | T Thickness               | B Bandwidth                   | S Separation Minimum | Mounting Technique           |
|---------------|------------------|-------------------------------|-------------------------------|---------------------------|-------------------------------|----------------------|------------------------------|
| 0402          | 1005             | 1.00 (0.040)<br>±0.05 (0.002) | 0.50 (0.020)<br>±0.05 (0.002) | See Table 2 for Thickness | 0.30 (0.012)<br>±0.10 (0.004) | 0.30 (0.012)         | Solder Reflow Only           |
| 0603          | 1608             | 1.60 (0.063)<br>±0.15 (0.006) | 0.80 (0.032)<br>±0.15 (0.006) |                           | 0.35 (0.014)<br>±0.15 (0.006) | 0.70 (0.028)         | Solder Wave or Solder Reflow |
| 0805          | 2012             | 2.00 (0.079)<br>±0.20 (0.008) | 1.25 (0.049)<br>±0.20 (0.008) |                           | 0.50 (0.02)<br>±0.25 (0.010)  | 0.75 (0.030)         |                              |
| 1206          | 3216             | 3.20 (0.126)<br>±0.20 (0.008) | 1.60 (0.063)<br>±0.20 (0.008) |                           | 0.50 (0.02)<br>±0.25 (0.010)  | N/A                  | Solder Reflow Only           |
| 1210          | 3225             | 3.20 (0.126)<br>±0.20 (0.008) | 2.50 (0.098)<br>±0.20 (0.008) |                           | 0.50 (0.02)<br>±0.25 (0.010)  |                      |                              |
| 1808          | 4520             | 4.70 (0.185)<br>±0.50 (0.020) | 2.00 (0.079)<br>±0.20 (0.008) |                           | 0.60 (0.024)<br>±0.35 (0.014) |                      |                              |
| 1812          | 4532             | 4.50 (0.177)<br>±0.30 (0.012) | 3.20 (0.126)<br>±0.30 (0.012) |                           | 0.60 (0.024)<br>±0.35 (0.014) |                      |                              |
| 1825          | 4564             | 4.50 (0.177)<br>±0.30 (0.012) | 6.40 (0.252)<br>±0.40 (0.016) |                           | 0.60 (0.024)<br>±0.35 (0.014) |                      |                              |
| 2220          | 5650             | 5.70 (0.224)<br>±0.40 (0.016) | 5.00 (0.197)<br>±0.40 (0.016) |                           | 0.60 (0.024)<br>±0.35 (0.014) |                      |                              |
| 2225          | 5664             | 5.60 (0.220)<br>±0.40 (0.016) | 6.40 (0.248)<br>±0.40 (0.016) |                           | 0.60 (0.024)<br>±0.35 (0.014) |                      |                              |

## Qualification/Certification

Commercial Grade products are subject to internal qualification. Details regarding test methods and conditions are referenced in Table 4, Performance & Reliability.

## Environmental Compliance

Lead (Pb)-free, RoHS, and REACH compliant without exemptions (excluding SnPb termination finish option).

**Table 1A – Capacitance Range/Selection Waterfall (0603 – 1812 Case Sizes)**

| Cap      | Cap Code | Case Size/<br>Series     | C0402C  |   |    | C0603C |     |      | C0805C |     |      | C1206C |     |      |      |      | C1210C |     |      |      |      | C1808C |      |     |     |      |      | C1812C <sup>2</sup> |      |      |    |    |    |    |    |    |    |    |
|----------|----------|--------------------------|---|---|----|--------|-----|------|--------|-----|------|--------|-----|------|------|------|--------|-----|------|------|------|--------|------|-----|-----|------|------|---------------------|------|------|----|----|----|----|----|----|----|----|
|          |          | Voltage Code             | C   |   |    | C      | B   | D    | C      | B   | D    | C      | B   | D    | F    | G    | C      | B   | D    | F    | G    | Z      | H    | C   | B   | D    | F    | G                   | Z    | H    |    |    |    |    |    |    |    |    |
|          |          | Rated Voltage<br>(VDC)   | 500   |   |    | 500    | 630 | 1000 | 500    | 630 | 1000 | 500    | 630 | 1000 | 1500 | 2000 | 500    | 630 | 1000 | 1500 | 2000 | 2500   | 3000 | 500 | 630 | 1000 | 1500 | 2000                | 2500 | 3000 |    |    |    |    |    |    |    |    |
|          |          | Capacitance<br>Tolerance | Product Availability and Chip Thickness Codes - See Table 2 for Chip Thickness Dimensions |   |    |        |     |      |        |     |      |        |     |      |      |      |        |     |      |      |      |        |      |     |     |      |      |                     |      |      |    |    |    |    |    |    |    |    |
| 10 pF    | 100      | J                        | K   | M |    |        |     |      | DG     | DG  | DG   | ED     | ED  | ED   | ED   | ED   | FM     | FM  | FM   | FM   | FM   | LB     | LB   | LB  | LB  | LB   | LB   | LB                  | LB   | LB   | GK | GK | GK | GK | GK | GK | GK | GK |
| 11 pF    | 110      | J                        | K   | M |    |        |     |      | DG     | DG  | DG   | ED     | ED  | ED   | ED   | ED   | FM     | FM  | FM   | FM   | FM   | LB     | LB   | LB  | LB  | LB   | LB   | LB                  | LB   | LB   | GK | GK | GK | GK | GK | GK | GK | GK |
| 12 pF    | 120      | J                        | K   | M |    |        |     |      | DG     | DG  | DG   | ED     | ED  | ED   | ED   | ED   | FM     | FM  | FM   | FM   | FM   | LB     | LB   | LB  | LB  | LB   | LB   | LB                  | LB   | LB   | GK | GK | GK | GK | GK | GK | GK | GK |
| 13 pF    | 130      | J                        | K   | M |    |        |     |      | DG     | DG  | DG   | ED     | ED  | ED   | ED   | ED   | FM     | FM  | FM   | FM   | FM   | LB     | LB   | LB  | LB  | LB   | LB   | LB                  | LB   | LB   | GK | GK | GK | GK | GK | GK | GK | GK |
| 15 pF    | 150      | J                        | K   | M |    |        |     |      | DG     | DG  | DG   | ED     | ED  | ED   | ED   | ED   | FM     | FM  | FM   | FM   | FM   | LB     | LB   | LB  | LB  | LB   | LB   | LB                  | LB   | LB   | GK | GK | GK | GK | GK | GK | GK | GK |
| 16 pF    | 160      | J                        | K   | M |    |        |     |      | DG     | DG  | DG   | ED     | ED  | ED   | ED   | ED   | FM     | FM  | FM   | FM   | FM   | LB     | LB   | LB  | LB  | LB   | LB   | LB                  | LB   | LB   | GK | GK | GK | GK | GK | GK | GK | GK |
| 18 pF    | 180      | J                        | K   | M |    |        |     |      | DG     | DG  | DG   | ED     | ED  | ED   | ED   | ED   | FM     | FM  | FM   | FM   | FM   | LB     | LB   | LB  | LB  | LB   | LB   | LB                  | LB   | LB   | GK | GK | GK | GK | GK | GK | GK | GK |
| 20 pF    | 200      | J                        | K   | M |    |        |     |      | DG     | DG  | DG   | ED     | ED  | ED   | ED   | ED   | FM     | FM  | FM   | FM   | FM   | LB     | LB   | LB  | LB  | LB   | LB   | LB                  | LB   | LB   | GK | GK | GK | GK | GK | GK | GK | GK |
| 22 pF    | 220      | J                        | K   | M |    |        |     |      | DG     | DG  | DG   | ED     | ED  | ED   | ED   | ED   | FM     | FM  | FM   | FM   | FM   | LB     | LB   | LB  | LB  | LB   | LB   | LB                  | LB   | LB   | GK | GK | GK | GK | GK | GK | GK | GK |
| 24 pF    | 240      | J                        | K   | M |    |        |     |      | DG     | DG  | DG   | ED     | ED  | ED   | ED   | ED   | FM     | FM  | FM   | FM   | FM   | LB     | LB   | LB  | LB  | LB   | LB   | LB                  | LB   | LB   | GK | GK | GK | GK | GK | GK | GK | GK |
| 27 pF    | 270      | J                        | K   | M |    |        |     |      | DG     | DG  | DG   | ED     | ED  | ED   | ED   | ED   | FM     | FM  | FM   | FM   | FM   | LB     | LB   | LB  | LB  | LB   | LB   | LB                  | LB   | LB   | GK | GK | GK | GK | GK | GK | GK | GK |
| 30 pF    | 300      | J                        | K   | M |    |        |     |      | DG     | DG  | DG   | ED     | ED  | ED   | ED   | ED   | FM     | FM  | FM   | FM   | FM   | LB     | LB   | LB  | LB  | LB   | LB   | LB                  | LB   | LB   | GK | GK | GK | GK | GK | GK | GK | GK |
| 33 pF    | 330      | J                        | K   | M |    |        |     |      | DG     | DG  | DG   | ED     | ED  | ED   | ED   | ED   | FM     | FM  | FM   | FM   | FM   | LB     | LB   | LB  | LB  | LB   | LB   | LB                  | LB   | LB   | GK | GK | GK | GK | GK | GK | GK | GK |
| 36 pF    | 360      | J                        | K   | M |    |        |     |      | DG     | DG  | DG   | ED     | ED  | ED   | ED   | ED   | FM     | FM  | FM   | FM   | FM   | LB     | LB   | LB  | LB  | LB   | LB   | LB                  | LB   | LB   | GK | GK | GK | GK | GK | GK | GK | GK |
| 39 pF    | 390      | J                        | K   | M |    |        |     |      | DG     | DG  | DG   | ED     | ED  | ED   | ED   | ED   | FM     | FM  | FM   | FM   | FM   | LB     | LB   | LB  | LB  | LB   | LB   | LB                  | LB   | LB   | GK | GK | GK | GK | GK | GK | GK | GK |
| 43 pF    | 430      | J                        | K   | M |    |        |     |      | DG     | DG  | DG   | ED     | ED  | ED   | ED   | ED   | FM     | FM  | FM   | FM   | FM   | LB     | LB   | LB  | LB  | LB   | LB   | LB                  | LB   | LB   | GK | GK | GK | GK | GK | GK | GK | GK |
| 47 pF    | 470      | J                        | K   | M |    |        |     |      | DG     | DG  | DG   | ED     | ED  | ED   | ED   | ED   | FM     | FM  | FM   | FM   | FM   | LB     | LB   | LB  | LB  | LB   | LB   | LB                  | LB   | LB   | GK | GK | GK | GK | GK | GK | GK | GK |
| 51 pF    | 510      | J                        | K   | M |    |        |     |      | DG     | DG  | DG   | ED     | ED  | ED   | ED   | ED   | FM     | FM  | FM   | FM   | FM   | LB     | LB   | LB  | LB  | LB   | LB   | LB                  | LB   | LB   | GK | GK | GK | GK | GK | GK | GK | GK |
| 56 pF    | 560      | J                        | K   | M |    |        |     |      | DG     | DG  | DG   | ED     | ED  | ED   | ED   | ED   | FM     | FM  | FM   | FM   | FM   | LB     | LB   | LB  | LB  | LB   | LB   | LB                  | LB   | LB   | GK | GK | GK | GK | GK | GK | GK | GK |
| 62 pF    | 620      | J                        | K   | M |    |        |     |      | DG     | DG  | DG   | ED     | ED  | ED   | ED   | ED   | FM     | FM  | FM   | FM   | FM   | LB     | LB   | LB  | LB  | LB   | LB   | LB                  | LB   | LB   | GK | GK | GK | GK | GK | GK | GK | GK |
| 68 pF    | 680      | J                        | K   | M |    |        |     |      | DG     | DG  | DG   | ED     | ED  | ED   | ED   | ED   | FM     | FM  | FM   | FM   | FM   | LB     | LB   | LB  | LB  | LB   | LB   | LB                  | LB   | LB   | GK | GK | GK | GK | GK | GK | GK | GK |
| 75 pF    | 750      | J                        | K   | M |    |        |     |      | DG     | DG  | DG   | ED     | ED  | ED   | ED   | EF   | FM     | FM  | FM   | FM   | FM   | LB     | LB   | LB  | LB  | LB   | LB   | LB                  | LB   | LB   | GK | GK | GK | GK | GK | GK | GK | GK |
| 82 pF    | 820      | J                        | K   | M |    |        |     |      | DG     | DG  | DG   | ED     | ED  | ED   | ED   | EF   | FM     | FM  | FM   | FM   | FM   | LB     | LB   | LB  | LB  | LB   | LB   | LB                  | LB   | LB   | GK | GK | GK | GK | GK | GK | GK | GK |
| 91 pF    | 910      | J                        | K   | M |    |        |     |      | DG     | DG  | DG   | ED     | ED  | ED   | ED   | EF   | FM     | FM  | FM   | FM   | FM   | LB     | LB   | LB  | LB  | LB   | LB   | LB                  | LB   | LB   | GK | GK | GK | GK | GK | GK | GK | GK |
| 100 pF   | 101      | J                        | K   | M |    |        |     |      | DG     | DG  | DG   | ED     | ED  | ED   | ED   | EF   | FM     | FM  | FM   | FM   | FM   | LB     | LB   | LB  | LB  | LB   | LB   | LB                  | LB   | LB   | GK | GK | GK | GK | GK | GK | GK | GK |
| 110 pF   | 111      | J                        | K   | M |    |        |     |      | DG     | DG  | DG   | ED     | ED  | ED   | ED   | EG   | FM     | FM  | FM   | FM   | FM   | LB     | LB   | LB  | LB  | LB   | LB   | LB                  | LB   | LB   | GK | GK | GK | GK | GK | GK | GK | GK |
| 120 pF   | 121      | J                        | K   | M |    |        |     |      | DG     | DG  | DG   | ED     | ED  | ED   | ED   | EG   | FM     | FM  | FM   | FM   | FM   | LA     | LA   | LA  | LA  | LA   | LB   | LB                  | LB   | GK   | GK | GK | GK | GK | GK | GK | GK |    |
| 130 pF   | 131      | J                        | K   | M |    |        |     |      | DG     | DG  | DG   | ED     | ED  | ED   | ED   | EG   | FG     | FG  | FG   | FM   | FM   | LA     | LA   | LA  | LA  | LA   | LB   | LB                  | LB   | GK   | GK | GK | GK | GK | GK | GK | GK |    |
| 150 pF   | 151      | J                        | K   | M |    |        |     |      | DG     | DG  | DG   | ED     | ED  | ED   | ED   | EF   | FG     | FG  | FG   | FM   | FM   | LA     | LA   | LA  | LA  | LA   | LB   | LB                  | LB   | GK   | GK | GK | GK | GK | GK | GK | GK |    |
| 180 pF   | 181      | J                        | K   | M |    |        |     |      | DG     | DG  | DG   | ED     | ED  | ED   | ED   | EF   | FG     | FG  | FG   | FM   | FM   | LA     | LA   | LA  | LA  | LA   | LB   | LB                  | LB   | GK   | GK | GK | GK | GK | GK | GK | GK |    |
| 220 pF   | 221      | J                        | K   | M |    |        |     |      | DG     | DG  | DG   | ED     | ED  | ED   | ED   | EF   | FG     | FG  | FG   | FM   | FM   | LA     | LA   | LA  | LA  | LA   | LB   | LB                  | LB   | GK   | GK | GK | GK | GK | GK | GK | GK |    |
| 270 pF   | 271      | J                        | K   | M |    |        |     |      | DG     | DG  | DG   | ED     | ED  | ED   | ED   | EF   | FG     | FG  | FG   | FK   | FK   | LA     | LA   | LA  | LA  | LB   | LB   | LB                  | LB   | GK   | GK | GK | GK | GK | GK | GK | GK |    |
| 330 pF   | 331      | J                        | K   | M |    |        |     |      | DG     | DG  | DG   | ED     | ED  | ED   | ED   | EF   | FG     | FG  | FG   | FK   | FK   | LA     | LA   | LA  | LA  | LB   | LB   | LB                  | LB   | GK   | GK | GK | GK | GK | GK | GK | GK |    |
| 390 pF   | 391      | J                        | K   | M |    |        |     |      | DG     | DG  | DG   | ED     | ED  | ED   | ED   | EF   | FG     | FG  | FG   | FK   | FS   | LA     | LA   | LA  | LA  | LB   | LB   | LB                  | LB   | GK   | GK | GK | GK | GK | GK | GK | GK |    |
| 470 pF   | 471      | J                        | K   | M |    |        |     |      | DG     | DG  | DG   | ED     | ED  | ED   | ED   | EF   | FG     | FM  | FM   | FS   | FS   | LA     | LB   | LB  | LB  | LB   | LB   | LB                  | LB   | GK   | GK | GK | GK | GK | GK | GK | GK |    |
| 560 pF   | 561      | J                        | K   | M |    |        |     |      | DG     | DG  | DG   | ED     | ED  | ED   | ED   | EF   | FG     | FM  | FM   | FS   | FL   | LA     | LB   | LB  | LB  | LB   | LB   | LB                  | LB   | GK   | GK | GK | GK | GK | GK | GK | GK |    |
| 680 pF   | 681      | J                        | K   | M |    |        |     |      | DG     | DG  | DG   | ED     | ED  | ED   | ED   | EF   | FG     | FM  | FM   | FS   | FL   | LB     | LB   | LB  | LB  | LB   | LB   | LB                  | LB   | GK   | GK | GK | GK | GK | GK | GK | GK |    |
| 820 pF   | 821      | J                        | K   | M |    |        |     |      | DG     | DG  | DG   | ED     | ED  | ED   | ED   | EF   | FG     | FM  | FM   | FL   | FL   | LB     | LB   | LB  | LA  | LB   | LB   | LB                  | LB   | GK   | GK | GK | GK | GK | GK | GK | GK |    |
| 1,000 pF | 102      | J                        | K   | M | BB | CG     | CG  | CG   | DG     | DG  | DG   | ED     | ED  | ED   | ED   | EF   | FM     | FM  | FM   | FL   | FL   | LB     | LB   | LB  | LA  | LB   | LB   | LB                  | GK   | GK   | GK | GK | GK | GK | GK | GK |    |    |
| 1,200 pF | 122      | J                        | K   | M | BB | CG     | CG  | CG   | DG     | DG  | DG   | ED     | ED  | ED   | ED   | EG   | FM     | FK  | FK   | FL   | FM   | LC     | LC   | LC  | LB  | LB   | LB   | LB                  | GK   | GK   | GK | GK | GK | GK | GK | GK |    |    |
| 1,500 pF | 152      | J                        | K   | M | BD | CG     | CG  | CG   | DG     | DG  | DG   | ED     | ED  | ED   | ED   | EG   | FK     | FS  | FS   | FL   | FM   | LC     | LC   | LC  | LB  | LB   | LB   | LB                  | GK   | GK   | GK | GK | GK | GK | GK | GK |    |    |
| 1,800 pF | 182      | J                        | K   | M |    | CG     |     |      | DG     | DG  | DG   | ED     | ED  | ED   | ED   | EG   | FK     | FS  | FS   | FL   | FM   | LC     | LC   | LC  | LB  | LB   | LB   | LB                  | GK   | GK   | GK | GK | GK | GK | GK | GK |    |    |
| 2,200 pF | 222      | J                        | K   | M |    | CG     |     |      | DG     | DG  | DG   | ED     | ED  | ED   | ED   | EG   | FK     | FL  | FL   | FL   | FM   | LC     | LA   | LA  | LB  | LB   | LB   | LB                  | GK   | GK   | GK | GK | GK | GK | GK | GK |    |    |
| 2,700 pF | 272      | J                        | K   | M |    | CG     |     |      | DG     | DG  | DG   | ED     | ED  | ED   | ED   | EG   | FS     | FL  | FL   | FL   | FM   | LC     | LA   | LA  | LB  | LB   | LB   | LB                  | GK   | GK   | GK | GK | GK | GK | GK | GK |    |    |
| 3,300 pF | 332      | J                        | K   | M |    | CG     |     |      | DG     | DG  | DG   | ED     | ED  | ED   | ED   | EG   | FS     | FL  | FL   | FL   | FM   | LA     | LA   | LA  | LA  | LA   | LA   | LA                  | GK   | GK   | GK | GK | GK | GK | GK | GK |    |    |
| 3,900 pF | 392      | J                        | K   | M |    | CG     |     |      | DG     | DG  | DG   | ED     | ED  | ED   | ED   | EG   | FL     | FL  | FL   | FL   | FK   | LA     | LA   | LA  | LB  | LB   | LB   | LB                  | GK   | GK   | GK | GK | GK | GK | GK | GK |    |    |
| 4,700 pF | 472      | J                        | K   | M |    |        |     |      | DG     | DG  | DG   | ED     | ED  | ED   | ED   | EG   | FL     | FL  | FL   | FL   | FK   | LA     | LA   | LA  | LB  | LB   | LB   | LB                  | GK   | GK   | GK | GK | GK | GK | GK | GK |    |    |
| 5,600 pF | 562      | J                        | K   | M |    |        |     |      | DG     | DG  | DG   | ED     | ED  | ED   | ED   | EG   | FL     | FL  | FL   | FM   | FK   | LA     | LB   | LB  | LB  | LB   | LB   | LB                  | GK   | GK   | GK | GK | GK | GK | GK | GK |    |    |
| 6,800 pF | 682      | J                        | K   | M |    |        |     |      | DG     | DG  | DG   | ED     | ED  | ED   | ED   | EG   | FL     | FL  | FL   | FM   | FS   | LA     | LB   | LB  | LB  | LB   | LB   | LB                  | GK   | GK   | GK | GK | GK | GK | GK | GK |    |    |
| 8,200 pF | 822      | J                        | K   | M |    |        |     |      | DG     | DG  | DG   | ED     | ED  | ED   | ED   | EG   | FL     | FL  | FL   | FK   | FS   | LA     | LB   | LB  | LB  | LB   | LB   | LB                  | GK   | GK   |    |    |    |    |    |    |    |    |

**Table 1A – Capacitance Range/Selection Waterfall (0603 – 1812 Case Sizes) cont.**

| Cap       | Cap Code | Case Size/ Series     | C0402C  |   |  | C0603C |     |      | C0805C |     |      | C1206C |     |      |      |      | C1210C |     |      |      |      | C1808C |      |     |     |      |      | C1812C <sup>2</sup> |      |      |    |    |    |   |   |   |   |
|-----------|----------|-----------------------|---|---|--|--------|-----|------|--------|-----|------|--------|-----|------|------|------|--------|-----|------|------|------|--------|------|-----|-----|------|------|---------------------|------|------|----|----|----|---|---|---|---|
|           |          | Voltage Code          | C   |   |  | C      | B   | D    | C      | B   | D    | C      | B   | D    | F    | G    | C      | B   | D    | F    | G    | Z      | H    | C   | B   | D    | F    | G                   | Z    | H    |    |    |    |   |   |   |   |
|           |          | Rated Voltage (VDC)   | 500   |   |  | 500    | 630 | 1000 | 500    | 630 | 1000 | 500    | 630 | 1000 | 1500 | 2000 | 500    | 630 | 1000 | 1500 | 2000 | 2500   | 3000 | 500 | 630 | 1000 | 1500 | 2000                | 2500 | 3000 |    |    |    |   |   |   |   |
|           |          | Capacitance Tolerance | Product Availability and Chip Thickness Codes - See Table 2 for Chip Thickness Dimensions |   |  |        |     |      |        |     |      |        |     |      |      |      |        |     |      |      |      |        |      |     |     |      |      |                     |      |      |    |    |    |   |   |   |   |
| 12,000 pF | 123      | J                     | K   | M |  |        |     | DG   | DG     |     | EG   | EJ     | EJ  |      |      | FL   | FL     | FL  | FK   |      |      | LA     | LC   | LC  | LB  |      |      |                     |      | GH   | GK | GK | GK |   |   |   |   |
| 15,000 pF | 153      | J                     | K   | M |  |        |     | DG   |        |     | EG   | EJ     | EJ  |      |      | FL   | FL     | FL  | FL   |      |      | LA     | LC   | LC  | LC  |      |      |                     |      | GH   | GK | GK | GH |   |   |   |   |
| 18,000 pF | 183      | J                     | K   | M |  |        |     | DG   |        |     | EJ   | EJ     | EJ  |      |      | FL   | FL     | FL  | FM   |      |      | LA     | LE   | LE  |     |      |      |                     | GH   | GK   | GK | GM |    |   |   |   |   |
| 22,000 pF | 223      | J                     | K   | M |  |        |     | DG   |        |     | EJ   | EJ     | EJ  |      |      | FL   | FM     | FM  | FM   |      |      | LA     | LE   | LE  |     |      |      |                     | GH   | GK   | GK | GM |    |   |   |   |   |
| 27,000 pF | 273      | J                     | K   | M |  |        |     |      |        |     | EJ   | EJ     |     |      |      | FM   | FK     | FK  | FK   |      |      | LA     | LA   | LA  |     |      |      |                     | GH   | GB   | GB | GO |    |   |   |   |   |
| 33,000 pF | 333      | J                     | K   | M |  |        |     |      |        |     | EJ   | EJ     |     |      |      | FM   | FG     | FH  | FS   |      |      | LC     | LA   | LA  |     |      |      |                     | GH   | GB   | GB | GO |    |   |   |   |   |
| 39,000 pF | 393      | J                     | K   | M |  |        |     |      |        |     | EJ   |        |     |      |      | FK   | FG     | FH  | FS   |      |      | LC     | LA   | LA  |     |      |      |                     | GH   | GB   | GB |    |    |   |   |   |   |
| 47,000 pF | 473      | J                     | K   | M |  |        |     |      |        |     | EJ   |        |     |      |      | FK   | FH     | FK  |      |      |      | LC     | LA   | LB  |     |      |      |                     | GH   | GB   | GC |    |    |   |   |   |   |
| 56,000 pF | 563      | J                     | K   | M |  |        |     |      |        |     | EJ   |        |     |      |      | FK   | FH     | FK  |      |      |      | LC     | LA   | LB  |     |      |      |                     | GH   | GB   | GE |    |    |   |   |   |   |
| 68,000 pF | 683      | J                     | K   | M |  |        |     |      |        |     | EJ   |        |     |      |      | FG   | FK     | FS  |      |      |      | LA     | LA   | LC  |     |      |      |                     | GE   | GE   | GE |    |    |   |   |   |   |
| 82,000 pF | 823      | J                     | K   | M |  |        |     |      |        |     |      |        |     |      |      | FH   | FK     |     |      |      |      | LA     | LC   |     |     |      |      |                     | GB   | GE   | GK |    |    |   |   |   |   |
| 0.10 µF   | 104      | J                     | K   | M |  |        |     |      |        |     |      |        |     |      |      | FK   | FS     |     |      |      |      | LA     | LC   |     |     |      |      |                     | GB   | GH   | GJ |    |    |   |   |   |   |
| 0.12 µF   | 124      | J                     | K   | M |  |        |     |      |        |     |      |        |     |      |      | FK   |        |     |      |      |      | LA     |      |     |     |      |      |                     | GE   | GK   |    |    |    |   |   |   |   |
| 0.15 µF   | 154      | J                     | K   | M |  |        |     |      |        |     |      |        |     |      |      | FK   |        |     |      |      |      | LA     |      |     |     |      |      |                     | GE   | GK   |    |    |    |   |   |   |   |
| 0.18 µF   | 184      | J                     | K   | M |  |        |     |      |        |     |      |        |     |      |      | FK   |        |     |      |      |      | LB     |      |     |     |      |      |                     | GE   | GN   |    |    |    |   |   |   |   |
| 0.22 µF   | 224      | J                     | K   | M |  |        |     |      |        |     |      |        |     |      |      |      |        |     |      |      |      |        |      |     |     |      |      |                     | GF   |      |    |    |    |   |   |   |   |
| 0.27 µF   | 274      | J                     | K   | M |  |        |     |      |        |     |      |        |     |      |      |      |        |     |      |      |      |        |      |     |     |      |      |                     | GJ   |      |    |    |    |   |   |   |   |
| 0.33 µF   | 334      | J                     | K   | M |  |        |     |      |        |     |      |        |     |      |      |      |        |     |      |      |      |        |      |     |     |      |      |                     | GL   |      |    |    |    |   |   |   |   |
|           |          |                       |   |   |  |        |     |      |        |     |      |        |     |      |      |      |        |     |      |      |      |        |      |     |     |      |      |                     | GS   |      |    |    |    |   |   |   |   |
| Cap       | Cap Code | Rated Voltage (VDC)   | 500   |   |  | 500    | 630 | 1000 | 500    | 630 | 1000 | 500    | 630 | 1000 | 1500 | 2000 | 500    | 630 | 1000 | 1500 | 2000 | 2500   | 3000 | 500 | 630 | 1000 | 1500 | 2000                | 2500 | 3000 | C  | B  | D  | F | G | Z | H |
| Cap       | Cap Code | Voltage Code          | C   |   |  | C      | B   | D    | C      | B   | D    | C      | B   | D    | F    | G    | C      | B   | D    | F    | G    | Z      | H    | C   | B   | D    | F    | G                   | Z    | H    | C  | B  | D  | F | G | Z | H |
| Cap       | Cap Code | Case Size/ Series     | C0402C  |   |  | C0603C |     |      | C0805C |     |      | C1206C |     |      |      |      | C1210C |     |      |      |      | C1808C |      |     |     |      |      | C1812C <sup>2</sup> |      |      |    |    |    |   |   |   |   |

**Table 1B – Capacitance Range/Selection Waterfall (1825–2225 Case Sizes)**

| Capacitance | Cap Code | Case Size/ Series     | C1825C  |     |      |      |      |      |      |     | C2220C |      |      |      |      |      |     |     | C2225C |      |      |      |      |     |     |      |      |      |      |      |    |    |    |    |    |    |    |    |    |    |
|-------------|----------|-----------------------|---|-----|------|------|------|------|------|-----|--------|------|------|------|------|------|-----|-----|--------|------|------|------|------|-----|-----|------|------|------|------|------|----|----|----|----|----|----|----|----|----|----|
|             |          | Voltage Code          | C   | B   | D    | F    | G    | Z    | H    | C   | B      | D    | F    | G    | Z    | H    | C   | B   | D      | F    | G    | Z    | H    | C   | B   | D    | F    | G    | Z    | H    |    |    |    |    |    |    |    |    |    |    |
|             |          | Rated Voltage (VDC)   | 500   | 630 | 1000 | 1500 | 2000 | 2500 | 3000 | 500 | 630    | 1000 | 1500 | 2000 | 2500 | 3000 | 500 | 630 | 1000   | 1500 | 2000 | 2500 | 3000 | 500 | 630 | 1000 | 1500 | 2000 | 2500 | 3000 |    |    |    |    |    |    |    |    |    |    |
|             |          | Capacitance Tolerance | Product Availability and Chip Thickness Codes - See Table 2 for Chip Thickness Dimensions |     |      |      |      |      |      |     |        |      |      |      |      |      |     |     |        |      |      |      |      |     |     |      |      |      |      |      |    |    |    |    |    |    |    |    |    |    |
| 100 pF      | 101      | J                     | K   | M   | HG   | HG   | HG   | HG   | HG   | HG  | HG     | HG   | HG   | HG   | HG   | HG   | HG  | HG  | HG     | HG   | HG   | HG   | HG   | HG  | HG  | HG   | HG   | HG   | HG   | HG   | HG | HG | HG | HG | HG | HG | HG | HG |    |    |
| 110 pF      | 111      | J                     | K   | M   | HG   | HG   | HG   | HG   | HG   | HG  | HG     | HG   | HG   | HG   | HG   | HG   | HG  | HG  | HG     | HG   | HG   | HG   | HG   | HG  | HG  | HG   | HG   | HG   | HG   | HG   | HG | HG | HG | HG | HG | HG | HG | HG | HG |    |
| 120 pF      | 121      | J                     | K   | M   | HG   | HG   | HG   | HG   | HG   | HG  | HG     | HG   | HG   | HG   | HG   | HG   | HG  | HG  | HG     | HG   | HG   | HG   | HG   | HG  | HG  | HG   | HG   | HG   | HG   | HG   | HG | HG | HG | HG | HG | HG | HG | HG | HG | HG |
| 130 pF      | 131      | J                     | K   | M   | HG   | HG   | HG   | HG   | HG   | HG  | HG     | HG   | HG   | HG   | HG   | HG   | HG  | HG  | HG     | HG   | HG   | HG   | HG   | HG  | HG  | HG   | HG   | HG   | HG   | HG   | HG | HG | HG | HG | HG | HG | HG | HG | HG | HG |
| 150 pF      | 151      | J                     | K   | M   | HG   | HG   | HG   | HG   | HG   | HG  | HG     | HG   | HG   | HG   | HG   | HG   | HG  | HG  | HG     | HG   | HG   | HG   | HG   | HG  | HG  | HG   | HG   | HG   | HG   | HG   | HG | HG | HG | HG | HG | HG | HG | HG | HG | HG |
| 180 pF      | 181      | J                     | K   | M   | HG   | HG   | HG   | HG   | HG   | HG  | HG     | HG   | HG   | HG   | HG   | HG   | HG  | HG  | HG     | HG   | HG   | HG   | HG   | HG  | HG  | HG   | HG   | HG   | HG   | HG   | HG | HG | HG | HG | HG | HG | HG | HG | HG | HG |
| 220 pF      | 221      | J                     | K   | M   | HE   | HE   | HE   | HE   | HE   | HE  | HE     | HE   | HE   | HE   | HE   | HE   | HE  | HE  | HE     | HE   | HE   | HE   | HE   | HE  | HE  | HE   | HE   | HE   | HE   | HE   | HE | HE | HE | HE | HE | HE | HE | HE | HE |    |
| 270 pF      | 271      | J                     | K   | M   | HE   | HE   | HE   | HE   | HE   | HE  | HE     | HE   | HE   | HE   | HE   | HE   | HE  | HE  | HE     | HE   | HE   | HE   | HE   | HE  | HE  | HE   | HE   | HE   | HE   | HE   | HE | HE | HE | HE | HE | HE | HE | HE | HE | HE |
| 330 pF      | 331      | J                     | K   | M   |      |      |      |      |      |     |        |      |      |      |      | JE   | JE  | JE  | JE     | JE   | JE   | JE   | JE   | JE  | JE  | JE   | JE   | JE   | JE   | JE   | JE | JE | JE | JE | JE | JE | JE | JE | JE |    |
| 390 pF      | 391      | J                     | K   | M   |      |      |      |      |      |     |        |      |      |      |      | JE   | JE  | JE  | JE     | JE   | JE   | JE   | JE   | JE  | JE  | JE   | JE   | JE   | JE   | JE   | JE | JE | JE | JE | JE | JE | JE | JE | JE |    |
| 470 pF      | 471      | J                     | K   | M   | HG   | HG   | HG   | HG   | HG   | HG  | HG     | HG   | HG   | HG   | HG   | JE   | JE  | JE  | JE     | JE   | JE   | JE   | JE   | JE  | JE  | JE   | JE   | JE   | JE   | JE   | JE | JE | JE | JE | JE | JE | JE | JE | JE |    |
| 560 pF      | 561      | J                     | K   | M   | HG   | HG   | HG   | HG   | HG   | HG  | HG     | HG   | HG   | HG   | HG   | JK   | JK  | JK  | JK     | JK   | JK   | JK   | JK   | JK  | JK  | JK   | JK   | JK   | JK   | JK   | JK | JK | JK | JK | JK | JK | JK | JK | JK |    |
| 680 pF      | 681      | J                     | K   | M   | HG   | HG   | HG   | HG   | HG   | HG  | HG     | HG   | HG   | HG   | HG   | JE   | JE  | JE  | JE     | JE   | JE   | JE   | JE   | JE  | JE  | JE   | JE   | JE   | JE   | JE   | JE | JE | JE | JE | JE | JE | JE | JE | JE | JE |
| 820 pF      | 821      | J                     | K   | M   | HG   | HG   | HG   | HG   | HG   | HG  | HG     | HG   | HG   | HG   | HG   | JE   | JE  | JE  | JE     | JE   | JE   | JE   | JE   | JE  | JE  | JE   | JE   | JE   | JE   | JE   | JE | JE | JE | JE | JE | JE | JE | JE | JE | JE |
| Capacitance | Cap Code | Rated Voltage (VDC)   | 500   | 630 | 1000 | 1500 | 2000 | 2500 | 3000 | 500 | 630    | 1000 | 1500 | 2000 | 2500 | 3000 | 500 | 630 | 1000   | 1500 | 2000 | 2500 | 3000 | 500 | 630 | 1000 | 1500 | 2000 | 2500 | 3000 | C  | B  | D  | F  | G  | Z  | H  |    |    |    |
| Capacitance | Cap Code | Voltage Code          | C   |     |      | B    | D    | F    | G    | Z   | H      | C    | B    | D    | F    | G    | Z   | H   | C      | B    | D    | F    | G    | Z   | H   | C    | B    | D    | F    | G    | Z  | H  | C  | B  | D  | F  | G  | Z  | H  |    |
| Capacitance | Cap Code | Case Size/ Series     | C1825C  |     |      |      |      |      |      |     | C2220C |      |      |      |      |      |     |     | C2225C |      |      |      |      |     |     |      |      |      |      |      |    |    |    |    |    |    |    |    |    |    |

KEMET reserves the right to substitute product with an improved temperature characteristic, tighter capacitance tolerance and/or higher voltage capability within the same form factor (configuration and dimensions).

<sup>2</sup> Available capacitance values available in X7R with KONNEKT Technology.

**Table 1B – Capacitance Range/Selection Waterfall (1825 – 2225 Case Sizes) cont.**

| Capacitance | Cap Code | Case Size/<br>Series  | C1825C  |     |      |      |      |      |      |     | C2220C |      |      |      |      |      |     |     | C2225C |      |      |      |      |    |    |  |
|-------------|----------|-----------------------|---|-----|------|------|------|------|------|-----|--------|------|------|------|------|------|-----|-----|--------|------|------|------|------|----|----|--|
|             |          | Voltage Code          | C   | B   | D    | F    | G    | Z    | H    | C   | B      | D    | F    | G    | Z    | H    | C   | B   | D      | F    | G    | Z    | H    |    |    |  |
|             |          | Rated Voltage (VDC)   | 500   | 630 | 1000 | 1500 | 2000 | 2500 | 3000 | 500 | 630    | 1000 | 1500 | 2000 | 2500 | 3000 | 500 | 630 | 1000   | 1500 | 2000 | 2500 | 3000 |    |    |  |
|             |          | Capacitance Tolerance | Product Availability and Chip Thickness Codes – See Table 2 for Chip Thickness Dimensions |     |      |      |      |      |      |     |        |      |      |      |      |      |     |     |        |      |      |      |      |    |    |  |
| 1,000 pF    | 102      | J                     | K   | M   | HG   | HG   | HG   | HG   | HG   | HG  | HG     | JE   | JK   | JK   | JK   | JK   | JK  | JK  | KE     | KE   | KE   | KF   | KE   | KF | KF |  |
| 1,200 pF    | 122      | J                     | K   | M   | HG   | HG   | HG   | HG   | HG   | HG  | HG     | JE   | JK   | JK   | JK   | JK   | JK  | JK  | KE     | KE   | KE   | KF   | KF   | KF | KF |  |
| 1,500 pF    | 152      | J                     | K   | M   | HG   | HG   | HG   | HG   | HG   | HG  | HG     | JE   | JK   | JK   | JK   | JK   | JK  | JK  | KE     | KE   | KE   | KF   | KF   | KF | KF |  |
| 1,800 pF    | 182      | J                     | K   | M   | HE   | HE   | HE   | HE   | HE   | HG  | HG     | JE   | JK   | JK   | JK   | JK   | JK  | JK  | KE     | KE   | KE   | KF   | KF   | KF | KF |  |
| 2,200 pF    | 222      | J                     | K   | M   | HE   | HE   | HE   | HE   | HE   | HG  | HG     | JE   | JK   | JK   | JK   | JK   | JK  | JK  | KE     | KE   | KE   | KF   | KF   | KF | KF |  |
| 2,700 pF    | 272      | J                     | K   | M   | HE   | HE   | HE   | HE   | HE   | HG  |        | JK   | JK   | JK   | JE   | JE   | JK  | JK  | KE     | KE   | KE   | KE   | KE   | KF | KE |  |
| 3,300 pF    | 332      | J                     | K   | M   | HE   | HE   | HE   | HE   | HE   | HG  |        | JK   | JK   | JK   | JE   | JE   | JK  | JE  | KE     | KE   | KE   | KE   | KE   | KF | KE |  |
| 3,900 pF    | 392      | J                     | K   | M   | HE   | HE   | HE   | HE   | HE   | HG  |        | JK   | JK   | JK   | JE   | JE   | JK  | JE  | KE     | KF   | KF   | KE   | KE   | KF | KE |  |
| 4,700 pF    | 472      | J                     | K   | M   | HE   | HE   | HE   | HE   | HE   | HG  |        | JK   | JK   | JK   | JE   | JE   | JK  | JE  | KE     | KF   | KF   | KE   | KE   | KF | KE |  |
| 5,600 pF    | 562      | J                     | K   | M   | HE   | HE   | HE   | HE   | HE   | HG  |        | JK   | JK   | JK   | JE   | JK   | JE  | JE  | KE     | KF   | KF   | KE   | KE   | KF | KE |  |
| 6,800 pF    | 682      | J                     | K   | M   | HE   | HE   | HE   | HE   | HE   | HJ  |        | JK   | JE   | JE   | JE   | JK   | JE  | JE  | KE     | KF   | KF   | KE   | KF   | KE | KE |  |
| 8,200 pF    | 822      | J                     | K   | M   | HE   | HE   | HE   | HE   | HE   | HJ  |        | JK   | JE   | JE   | JE   | JK   | JK  | JK  | KF     | KE   | KE   | KE   | KF   | KF | KF |  |
| 10,000 pF   | 103      | J                     | K   | M   | HE   | HE   | HE   | HE   | HE   | HJ  | HK     | JE   | JE   | JE   | JE   | JL   | JL  | JL  | KF     | KE   | KE   | KE   | KF   | KF | KH |  |
| 12,000 pF   | 123      | J                     | K   | M   | HE   | HE   | HE   | HG   | HJ   |     |        | JE   | JK   | JK   | JK   | JL   | JL  | JL  | KE     | KE   | KE   | KE   | KF   | KH | KH |  |
| 15,000 pF   | 153      | J                     | K   | M   | HE   | HE   | HE   | HG   | HK   |     |        | JE   | JK   | JK   | JK   | JL   | JN  | JN  | KE     | KE   | KE   | KE   | KF   | KJ | KJ |  |
| 18,000 pF   | 183      | J                     | K   | M   | HE   | HE   | HE   | HG   |      |     |        | JE   | JK   | JK   | JK   | JN   |     |     | KE     | KE   | KE   | KE   | KH   |    |    |  |
| 22,000 pF   | 223      | J                     | K   | M   | HE   | HG   | HG   | HG   |      |     |        | JE   | JK   | JK   | JK   | JN   |     |     | KE     | KF   | KF   | KF   | KJ   |    |    |  |
| 27,000 pF   | 273      | J                     | K   | M   | HE   | HG   | HG   | HG   |      |     |        | JE   | JK   | JK   | JK   |      |     |     | KE     | KF   | KF   | KF   | KJ   |    |    |  |
| 33,000 pF   | 333      | J                     | K   | M   | HE   | HG   | HG   | HE   |      |     |        | JE   | JK   | JK   | JK   |      |     |     | KE     | KF   | KF   | KF   |      |    |    |  |
| 39,000 pF   | 393      | J                     | K   | M   | HE   | HG   | HG   | HG   |      |     |        | JE   | JK   | JK   | JE   |      |     |     | KE     | KF   | KF   | KF   |      |    |    |  |
| 47,000 pF   | 473      | J                     | K   | M   | HE   | HG   | HG   | HJ   |      |     |        | JE   | JK   | JK   | JK   |      |     |     | KE     | KF   | KF   | KF   |      |    |    |  |
| 56,000 pF   | 563      | J                     | K   | M   | HE   | HG   | HG   | HJ   |      |     |        | JE   | JE   | JE   | JL   |      |     |     | KE     | KF   | KF   | KF   |      |    |    |  |
| 68,000 pF   | 683      | J                     | K   | M   | HG   | HJ   | HJ   | HK   |      |     |        | JE   | JK   | JK   | JL   |      |     |     | KE     | KF   | KF   | KJ   |      |    |    |  |
| 82,000 pF   | 823      | J                     | K   | M   | HG   | HJ   | HJ   |      |      |     |        | JE   | JL   | JL   | JN   |      |     |     | KE     | KF   | KF   | KJ   |      |    |    |  |
| 0.10 µF     | 104      | J                     | K   | M   | HG   | HK   |      |      |      |     |        | JE   | JN   | JN   |      |      |     |     | KE     | KH   | KH   | KJ   |      |    |    |  |
| 0.12 µF     | 124      | J                     | K   | M   | HG   | HE   |      |      |      |     |        | JE   | JN   | JN   |      |      |     |     | KE     | KH   | KH   |      |      |    |    |  |
| 0.15 µF     | 154      | J                     | K   | M   | HG   | HE   |      |      |      |     |        | JK   | JE   |      |      |      |     |     | KF     | KJ   | KJ   |      |      |    |    |  |
| 0.18 µF     | 184      | J                     | K   | M   | HG   | HG   |      |      |      |     |        | JK   | JE   |      |      |      |     |     | KF     | KE   |      |      |      |    |    |  |
| 0.22 µF     | 224      | J                     | K   | M   | HG   | HJ   |      |      |      |     |        | JK   | JK   |      |      |      |     |     | KF     | KF   |      |      |      |    |    |  |
| 0.27 µF     | 274      | J                     | K   | M   | HJ   | HJ   |      |      |      |     |        | JK   | JL   |      |      |      |     |     | KF     | KH   |      |      |      |    |    |  |
| 0.33 µF     | 334      | J                     | K   | M   | HJ   |      |      |      |      |     |        | JL   | JN   |      |      |      |     |     | KF     | KH   |      |      |      |    |    |  |
| 0.39 µF     | 394      | J                     | K   | M   | HK   |      |      |      |      |     |        | JN   |      |      |      |      |     |     | KH     | KJ   |      |      |      |    |    |  |
| 0.47 µF     | 474      | J                     | K   | M   |      |      |      |      |      |     |        | JN   |      |      |      |      |     |     | KH     | KJ   |      |      |      |    |    |  |
| 0.56 µF     | 564      | J                     | K   | M   |      |      |      |      |      |     |        |      |      |      |      |      |     |     | KJ     |      |      |      |      |    |    |  |
| Capacitance | Cap Code | Rated Voltage (VDC)   | 500   | 630 | 1000 | 1500 | 2000 | 2500 | 3000 | 500 | 630    | 1000 | 1500 | 2000 | 2500 | 3000 | 500 | 630 | 1000   | 1500 | 2000 | 2500 | 3000 |    |    |  |
|             |          | Voltage Code          | C   | B   | D    | F    | G    | Z    | H    | C   | B      | D    | F    | G    | Z    | H    | C   | B   | D      | F    | G    | Z    | H    |    |    |  |
|             |          | Case Size/ Series     | C1825C  |     |      |      |      |      |      |     | C2220C |      |      |      |      |      |     |     | C2225C |      |      |      |      |    |    |  |

KEMET reserves the right to substitute product with an improved temperature characteristic, tighter capacitance tolerance and/or higher voltage capability within the same form factor (configuration and dimensions).

**Table 2A – Chip Thickness/Tape & Reel Packaging Quantities**

| Thickness Code | Case Size <sup>1</sup> | Thickness ± Range (mm) | Paper Quantity <sup>1</sup> |          | Plastic Quantity |          |
|----------------|------------------------|------------------------|-----------------------------|----------|------------------|----------|
|                |                        |                        | 7" Reel                     | 13" Reel | 7" Reel          | 13" Reel |
| BB             | 0402                   | 0.50 ± 0.05            | 10000                       | 50000    | 0                | 0        |
| BD             | 0402                   | 0.55 ± 0.05            | 10000                       | 50000    | 0                | 0        |
| CG             | 0603                   | 0.80 ± 0.10            | 4,000                       | 15,000   | 0                | 0        |
| DG             | 0805                   | 1.25 ± 0.15            | 0                           | 0        | 2,500            | 10,000   |
| ED             | 1206                   | 1.00 ± 0.10            | 0                           | 0        | 2,500            | 10,000   |
| EF             | 1206                   | 1.20 ± 0.15            | 0                           | 0        | 2,500            | 10,000   |
| EG             | 1206                   | 1.60 ± 0.15            | 0                           | 0        | 2,000            | 8,000    |
| EJ             | 1206                   | 1.70 ± 0.20            | 0                           | 0        | 2,000            | 8,000    |
| FG             | 1210                   | 1.25 ± 0.15            | 0                           | 0        | 2,500            | 10,000   |
| FL             | 1210                   | 1.40 ± 0.15            | 0                           | 0        | 2,000            | 8,000    |
| FH             | 1210                   | 1.55 ± 0.15            | 0                           | 0        | 2,000            | 8,000    |
| FM             | 1210                   | 1.70 ± 0.20            | 0                           | 0        | 2,000            | 8,000    |
| FK             | 1210                   | 2.10 ± 0.20            | 0                           | 0        | 2,000            | 8,000    |
| FS             | 1210                   | 2.50 ± 0.30            | 0                           | 0        | 1,000            | 4,000    |
| LE             | 1808                   | 1.00 ± 0.10            | 0                           | 0        | 2,500            | 10,000   |
| LA             | 1808                   | 1.40 ± 0.15            | 0                           | 0        | 1,000            | 4,000    |
| LB             | 1808                   | 1.60 ± 0.15            | 0                           | 0        | 1,000            | 4,000    |
| LC             | 1808                   | 2.00 ± 0.15            | 0                           | 0        | 1,000            | 4,000    |
| GB             | 1812                   | 1.00 ± 0.10            | 0                           | 0        | 1,000            | 4,000    |
| GC             | 1812                   | 1.10 ± 0.10            | 0                           | 0        | 1,000            | 4,000    |
| GE             | 1812                   | 1.30 ± 0.10            | 0                           | 0        | 1,000            | 4,000    |
| GH             | 1812                   | 1.40 ± 0.15            | 0                           | 0        | 1,000            | 4,000    |
| GF             | 1812                   | 1.50 ± 0.10            | 0                           | 0        | 1,000            | 4,000    |
| GK             | 1812                   | 1.60 ± 0.20            | 0                           | 0        | 1,000            | 4,000    |
| GJ             | 1812                   | 1.70 ± 0.15            | 0                           | 0        | 1,000            | 4,000    |
| GN             | 1812                   | 1.70 ± 0.20            | 0                           | 0        | 1,000            | 4,000    |
| GL             | 1812                   | 1.90 ± 0.20            | 0                           | 0        | 500              | 2,000    |
| GM             | 1812                   | 2.00 ± 0.20            | 0                           | 0        | 500              | 2,000    |
| GS             | 1812                   | 2.10 ± 0.20            | 0                           | 0        | 500              | 2,000    |
| GO             | 1812                   | 2.50 ± 0.20            | 0                           | 0        | 500              | 2,000    |
| HE             | 1825                   | 1.40 ± 0.15            | 0                           | 0        | 1,000            | 4,000    |
| HG             | 1825                   | 1.60 ± 0.20            | 0                           | 0        | 1,000            | 4,000    |
| HJ             | 1825                   | 2.00 ± 0.20            | 0                           | 0        | 500              | 2,000    |
| HK             | 1825                   | 2.50 ± 0.20            | 0                           | 0        | 500              | 2,000    |
| JE             | 2220                   | 1.40 ± 0.15            | 0                           | 0        | 1,000            | 4,000    |
| JK             | 2220                   | 1.60 ± 0.20            | 0                           | 0        | 1,000            | 4,000    |
| JL             | 2220                   | 2.00 ± 0.20            | 0                           | 0        | 500              | 2,000    |
| JN             | 2220                   | 2.50 ± 0.20            | 0                           | 0        | 500              | 2,000    |
| KE             | 2225                   | 1.40 ± 0.15            | 0                           | 0        | 1,000            | 4,000    |
| KF             | 2225                   | 1.60 ± 0.20            | 0                           | 0        | 1,000            | 4,000    |
| KH             | 2225                   | 2.00 ± 0.20            | 0                           | 0        | 500              | 2,000    |
| KJ             | 2225                   | 2.50 ± 0.20            | 0                           | 0        | 500              | 2,000    |
| Thickness Code | Case Size <sup>1</sup> | Thickness ± Range (mm) | 7" Reel                     | 13" Reel | 7" Reel          | 13" Reel |
|                |                        |                        | Paper Quantity <sup>1</sup> |          | Plastic Quantity |          |

Package quantity based on finished chip thickness specifications.

<sup>1</sup> If ordering using the 2 mm Tape and Reel pitch option, the packaging quantity outlined in the table above will be doubled. This option is limited to EIA 0603 (1608 metric) case size devices. For more information regarding 2 mm pitch option see "Tape & Reel Packaging Information".

**Table 2B – Bulk Packaging Quantities**

| Packaging Type                |             | Loose Packaging                              |         |
|-------------------------------|-------------|--|---------|
|                               |             | Bulk Bag (default)                           |         |
| Packaging C-Spec <sup>1</sup> |             | N/A <sup>2</sup>                             |         |
| Case Size                     |             | Packaging Quantities (pieces/unit packaging) |         |
| EIA (in)                      | Metric (mm) | Minimum                                      | Maximum |
| 0402                          | 1005        | 1  | 50,000  |
| 0603                          | 1608        |  |         |
| 0805                          | 2012        |  |         |
| 1206                          | 3216        |  |         |
| 1210                          | 3225        |  |         |
| 1808                          | 4520        |  | 20,000  |
| 1812                          | 4532        |  |         |
| 1825                          | 4564        |  |         |
| 2220                          | 5650        |  |         |
| 2225                          | 5664        |  |         |

<sup>1</sup> The "Packaging C-Spec" is a 4 to 8 digit code which identifies the packaging type and/or product grade. When ordering, the proper code must be included in the 15th through 22nd character positions of the ordering code. See "Ordering Information" section of this document for further details. Commercial Grade product ordered without a packaging C-Spec will default to our standard "Bulk Bag" packaging. Contact KEMET if you require a bulk bag packaging option for Automotive Grade products.

<sup>2</sup> A packaging C-Spec (see note 1 above) is not required for "Bulk Bag" packaging (excluding Anti-Static Bulk Bag and Automotive Grade products). The 15th through 22nd character positions of the ordering code should be left blank. All product ordered without a packaging C-Spec will default to our standard "Bulk Bag" packaging.

**Table 3 – Chip Capacitor Land Pattern Design Recommendations per IPC–7351**

| EIA Size Code | Metric Size Code | Density Level A:<br>Maximum (Most)<br>Land Protrusion (mm) |      |      |      |      | Density Level B:<br>Median (Nominal)<br>Land Protrusion (mm) |      |      |      |      | Density Level C:<br>Minimum (Least)<br>Land Protrusion (mm) |      |      |      |      |
|---------------|------------------|--|------|------|------|------|--|------|------|------|------|---|------|------|------|------|
|               |                  | C  | Y    | X    | V1   | V2   | C  | Y    | X    | V1   | V2   | C   | Y    | X    | V1   | V2   |
| 0402          | 1005             | 0.50   | 0.72 | 0.72 | 2.20 | 1.20 | 0.45   | 0.62 | 0.62 | 1.90 | 1.00 | 0.40  | 0.52 | 0.52 | 1.60 | 0.80 |
| 0603          | 1608             | 0.90   | 1.15 | 1.10 | 4.00 | 2.10 | 0.80   | 0.95 | 1.00 | 3.10 | 1.50 | 0.60  | 0.75 | 0.90 | 2.40 | 1.20 |
| 0805          | 2012             | 1.00   | 1.35 | 1.55 | 4.40 | 2.60 | 0.90   | 1.15 | 1.45 | 3.50 | 2.00 | 0.75  | 1.50 | 1.35 | 2.80 | 1.70 |
| 1206          | 3216             | 1.60   | 1.35 | 1.90 | 5.60 | 2.90 | 1.50   | 1.15 | 1.80 | 4.70 | 2.30 | 1.40  | 0.95 | 1.70 | 4.00 | 2.00 |
| 1210          | 3225             | 1.60   | 1.35 | 2.80 | 5.65 | 3.80 | 1.50   | 1.15 | 2.70 | 4.70 | 3.20 | 1.40  | 0.95 | 2.60 | 4.00 | 2.90 |
| 1808          | 4520             | 2.30   | 1.75 | 2.30 | 7.40 | 3.30 | 2.20   | 1.55 | 2.20 | 6.50 | 2.70 | 2.10  | 1.35 | 2.10 | 5.80 | 2.40 |
| 1812          | 4532             | 2.15   | 1.60 | 3.60 | 6.90 | 4.60 | 2.05   | 1.40 | 3.50 | 6.00 | 4.00 | 1.95  | 1.20 | 3.40 | 5.30 | 3.70 |
| 1825          | 4564             | 2.15   | 1.60 | 6.90 | 6.90 | 7.90 | 2.05   | 1.40 | 6.80 | 6.00 | 7.30 | 1.95  | 1.20 | 6.70 | 5.30 | 7.00 |
| 2220          | 5650             | 2.75   | 1.70 | 5.50 | 8.20 | 6.50 | 2.65   | 1.50 | 5.40 | 7.30 | 5.90 | 2.55  | 1.30 | 5.30 | 6.60 | 5.60 |
| 2225          | 5664             | 2.70   | 1.70 | 6.90 | 8.10 | 7.90 | 2.60   | 1.50 | 6.80 | 7.20 | 7.30 | 2.50  | 1.30 | 6.70 | 6.50 | 7.00 |

**Density Level A:** For low-density product applications. Recommended for wave solder applications and provides a wider process window for reflow solder processes. KEMET only recommends wave soldering of EIA 0603, 0805 and 1206 case sizes.

**Density Level B:** For products with a moderate level of component density. Provides a robust solder attachment condition for reflow solder processes.

**Density Level C:** For high component density product applications. Before adapting the minimum land pattern variations the user should perform qualification testing based on the conditions outlined in IPC Standard 7351 (IPC-7351).

Image below based on Density Level B for an EIA 1210 case size.



## Soldering Process

### Recommended Soldering Technique:

- Solder wave or solder reflow for EIA case sizes 0603, 0805 and 1206
- All other EIA case sizes are limited to solder reflow only

### Recommended Reflow Soldering Profile:

KEMET’s families of surface mount multilayer ceramic capacitors (SMD MLCCs) are compatible with wave (single or dual), convection, IR or vapor phase reflow techniques. Preheating of these components is recommended to avoid extreme thermal stress. KEMET’s recommended profile conditions for convection and IR reflow reflect the profile conditions of the IPC/J-STD-020 standard for moisture sensitivity testing. These devices can safely withstand a maximum of three reflow passes at these conditions.

| Profile Feature                                       | Termination Finish |                    |
|---|--------------------|--------------------|
|   | SnPb               | 100% Matte Sn      |
| <b>Preheat/Soak</b>                                   |                    |                    |
| Temperature Minimum ( $T_{Smin}$ )                    | 100°C              | 150°C              |
| Temperature Maximum ( $T_{Smax}$ )                    | 150°C              | 200°C              |
| Time ( $t_s$ ) from $T_{Smin}$ to $T_{Smax}$          | 60 – 120 seconds   | 60 – 120 seconds   |
| Ramp-Up Rate ( $T_L$ to $T_p$ )                       | 3°C/second maximum | 3°C/second maximum |
| Liquidous Temperature ( $T_L$ )                       | 183°C              | 217°C              |
| Time Above Liquidous ( $t_L$ )                        | 60 – 150 seconds   | 60 – 150 seconds   |
| Peak Temperature ( $T_p$ )                            | 235°C              | 260°C              |
| Time Within 5°C of Maximum Peak Temperature ( $t_p$ ) | 20 seconds maximum | 30 seconds maximum |
| Ramp-Down Rate ( $T_p$ to $T_L$ )                     | 6°C/second maximum | 6°C/second maximum |
| Time 25°C to Peak Temperature                         | 6 minutes maximum  | 8 minutes maximum  |

Note 1: All temperatures refer to the center of the package, measured on the capacitor body surface that is facing up during assembly reflow.



**Table 4 – Performance & Reliability: Test Methods and Conditions**

| Stress                                       | Reference                                  | Test Condition  | Limits   |                  |  |   |      |       |     |                               |     |        |   |                        |                           |      |                       |                          |      |                       |                          |      |                       |                          |      |                       |                          |      |                       |                          |      |                       |                          |      |                       |                          |
|--|--|---|--|------------------|--|---|------|-------|-----|-------------------------------|-----|--------|---|------------------------|---------------------------|------|-----------------------|--------------------------|------|-----------------------|--------------------------|------|-----------------------|--------------------------|------|-----------------------|--------------------------|------|-----------------------|--------------------------|------|-----------------------|--------------------------|------|-----------------------|--------------------------|
| Visual and Mechanical                        | KEMET Internal                             | No defects that may affect performance (10X)  | Dimensions according KEMET Spec Sheet  |                  |  |   |      |       |     |                               |     |        |   |                        |                           |      |                       |                          |      |                       |                          |      |                       |                          |      |                       |                          |      |                       |                          |      |                       |                          |      |                       |                          |
| Capacitance (Cap)                            | KEMET Internal                             | $C \leq 10 \mu\text{F}$ 1 kHz $\pm 50$ Hz and $1.0 \pm 0.2 V_{\text{rms}}$ or $0.5 \pm 0.2 V_{\text{rms}}$ *<br>$C > 10 \mu\text{F}$ 120 Hz $\pm 10$ Hz and $0.5 \pm 0.1 V_{\text{rms}}$<br>* See part number specification sheet for voltage<br>Capacitance measurements (including tolerance) are indexed to a referee time of 48 or 1,000 hours<br>Please refer to a part number specification sheet for referee time details  | Within Tolerance   |                  |  |   |      |       |     |                               |     |        |   |                        |                           |      |                       |                          |      |                       |                          |      |                       |                          |      |                       |                          |      |                       |                          |      |                       |                          |      |                       |                          |
| Dissipation Factor (DF)                      | KEMET Internal                             | $C \leq 10 \mu\text{F}$<br>Frequency: 1 kHz $\pm 50$ Hz<br>Voltage*: $1.0 \pm 0.2 V_{\text{rms}}$ , $0.5 \pm 0.2 V_{\text{rms}}$<br>$C > 10 \mu\text{F}$<br>Frequency: 120 Hz $\pm 10$ Hz<br>Voltage: $0.5 \pm 0.1 V_{\text{rms}}$<br>* See part number specification sheet for voltage   | Within Specification<br>Dissipation factor (DF) maximum limit at 25°C = 2.5%   |                  |  |   |      |       |     |                               |     |        |   |                        |                           |      |                       |                          |      |                       |                          |      |                       |                          |      |                       |                          |      |                       |                          |      |                       |                          |      |                       |                          |
| Insulation Resistance (IR)                   | KEMET Internal                             | 500 VDC applied for 120 $\pm$ 5 seconds at 25°C   | Within Specification<br>To obtain IR limit, divide M $\Omega$ - $\mu\text{F}$ value by the capacitance and compare to G $\Omega$ limit. Select the lower of the two limits. <table border="1"> <thead> <tr> <th>EIA Case Size</th> <th>1,000 Megohm Microfarads or 100 G<math>\Omega</math></th> <th>100 Megohm Microfarads or 10 G<math>\Omega</math></th> </tr> </thead> <tbody> <tr> <td>0402</td> <td>N/A</td> <td>All</td> </tr> <tr> <td>0603</td> <td>N/A</td> <td>All</td> </tr> <tr> <td>0805</td> <td>&lt; 0.0039 <math>\mu\text{F}</math></td> <td><math>\geq 0.0039 \mu\text{F}</math></td> </tr> <tr> <td>1206</td> <td>&lt; 0.012 <math>\mu\text{F}</math></td> <td><math>\geq 0.012 \mu\text{F}</math></td> </tr> <tr> <td>1210</td> <td>&lt; 0.033 <math>\mu\text{F}</math></td> <td><math>\geq 0.033 \mu\text{F}</math></td> </tr> <tr> <td>1808</td> <td>&lt; 0.018 <math>\mu\text{F}</math></td> <td><math>\geq 0.018 \mu\text{F}</math></td> </tr> <tr> <td>1812</td> <td>&lt; 0.027 <math>\mu\text{F}</math></td> <td><math>\geq 0.027 \mu\text{F}</math></td> </tr> <tr> <td>1825</td> <td>&lt; 0.120 <math>\mu\text{F}</math></td> <td><math>\geq 0.120 \mu\text{F}</math></td> </tr> <tr> <td>2220</td> <td>&lt; 0.150 <math>\mu\text{F}</math></td> <td><math>\geq 0.150 \mu\text{F}</math></td> </tr> <tr> <td>2225</td> <td>&lt; 0.180 <math>\mu\text{F}</math></td> <td><math>\geq 0.180 \mu\text{F}</math></td> </tr> </tbody> </table> | EIA Case Size    | 1,000 Megohm Microfarads or 100 G $\Omega$ | 100 Megohm Microfarads or 10 G $\Omega$ | 0402 | N/A   | All | 0603                          | N/A | All    | 0805  | < 0.0039 $\mu\text{F}$ | $\geq 0.0039 \mu\text{F}$ | 1206 | < 0.012 $\mu\text{F}$ | $\geq 0.012 \mu\text{F}$ | 1210 | < 0.033 $\mu\text{F}$ | $\geq 0.033 \mu\text{F}$ | 1808 | < 0.018 $\mu\text{F}$ | $\geq 0.018 \mu\text{F}$ | 1812 | < 0.027 $\mu\text{F}$ | $\geq 0.027 \mu\text{F}$ | 1825 | < 0.120 $\mu\text{F}$ | $\geq 0.120 \mu\text{F}$ | 2220 | < 0.150 $\mu\text{F}$ | $\geq 0.150 \mu\text{F}$ | 2225 | < 0.180 $\mu\text{F}$ | $\geq 0.180 \mu\text{F}$ |
| EIA Case Size                                | 1,000 Megohm Microfarads or 100 G $\Omega$ | 100 Megohm Microfarads or 10 G $\Omega$   |  |                  |  |   |      |       |     |                               |     |        |   |                        |                           |      |                       |                          |      |                       |                          |      |                       |                          |      |                       |                          |      |                       |                          |      |                       |                          |      |                       |                          |
| 0402   | N/A  | All   |  |                  |  |   |      |       |     |                               |     |        |   |                        |                           |      |                       |                          |      |                       |                          |      |                       |                          |      |                       |                          |      |                       |                          |      |                       |                          |      |                       |                          |
| 0603   | N/A  | All   |  |                  |  |   |      |       |     |                               |     |        |   |                        |                           |      |                       |                          |      |                       |                          |      |                       |                          |      |                       |                          |      |                       |                          |      |                       |                          |      |                       |                          |
| 0805   | < 0.0039 $\mu\text{F}$                     | $\geq 0.0039 \mu\text{F}$   |  |                  |  |   |      |       |     |                               |     |        |   |                        |                           |      |                       |                          |      |                       |                          |      |                       |                          |      |                       |                          |      |                       |                          |      |                       |                          |      |                       |                          |
| 1206   | < 0.012 $\mu\text{F}$                      | $\geq 0.012 \mu\text{F}$  |  |                  |  |   |      |       |     |                               |     |        |   |                        |                           |      |                       |                          |      |                       |                          |      |                       |                          |      |                       |                          |      |                       |                          |      |                       |                          |      |                       |                          |
| 1210   | < 0.033 $\mu\text{F}$                      | $\geq 0.033 \mu\text{F}$  |  |                  |  |   |      |       |     |                               |     |        |   |                        |                           |      |                       |                          |      |                       |                          |      |                       |                          |      |                       |                          |      |                       |                          |      |                       |                          |      |                       |                          |
| 1808   | < 0.018 $\mu\text{F}$                      | $\geq 0.018 \mu\text{F}$  |  |                  |  |   |      |       |     |                               |     |        |   |                        |                           |      |                       |                          |      |                       |                          |      |                       |                          |      |                       |                          |      |                       |                          |      |                       |                          |      |                       |                          |
| 1812   | < 0.027 $\mu\text{F}$                      | $\geq 0.027 \mu\text{F}$  |  |                  |  |   |      |       |     |                               |     |        |   |                        |                           |      |                       |                          |      |                       |                          |      |                       |                          |      |                       |                          |      |                       |                          |      |                       |                          |      |                       |                          |
| 1825   | < 0.120 $\mu\text{F}$                      | $\geq 0.120 \mu\text{F}$  |  |                  |  |   |      |       |     |                               |     |        |   |                        |                           |      |                       |                          |      |                       |                          |      |                       |                          |      |                       |                          |      |                       |                          |      |                       |                          |      |                       |                          |
| 2220   | < 0.150 $\mu\text{F}$                      | $\geq 0.150 \mu\text{F}$  |  |                  |  |   |      |       |     |                               |     |        |   |                        |                           |      |                       |                          |      |                       |                          |      |                       |                          |      |                       |                          |      |                       |                          |      |                       |                          |      |                       |                          |
| 2225   | < 0.180 $\mu\text{F}$                      | $\geq 0.180 \mu\text{F}$  |  |                  |  |   |      |       |     |                               |     |        |   |                        |                           |      |                       |                          |      |                       |                          |      |                       |                          |      |                       |                          |      |                       |                          |      |                       |                          |      |                       |                          |
| Temperature Coefficient of Capacitance (TCC) | KEMET Internal                             | $C \leq 10 \mu\text{F}$<br>Frequency: 1 kHz $\pm 50$ Hz<br>Voltage*: $1.0 \pm 0.2 V_{\text{rms}}$ , $0.5 \pm 0.2 V_{\text{rms}}$ , $0.2 \pm 0.1 V_{\text{rms}}$<br>$C > 10 \mu\text{F}$<br>Frequency: 120 Hz $\pm 10$ Hz<br>Voltage: $0.5 \pm 0.1 V_{\text{rms}}$<br>* See part number specification sheet for voltage<br><table border="1"> <thead> <tr> <th>Step</th> <th>Temperature (°C)</th> </tr> </thead> <tbody> <tr> <td>1</td> <td>+25°C</td> </tr> <tr> <td>2</td> <td>-55°C</td> </tr> <tr> <td>3</td> <td>+25°C (Reference Temperature)</td> </tr> <tr> <td>4</td> <td>+125°C</td> </tr> </tbody> </table> | Step   | Temperature (°C) | 1  | +25°C                                   | 2    | -55°C | 3   | +25°C (Reference Temperature) | 4   | +125°C | Capacitance $\pm 15\%$ over -55°C to +125°C |                        |                           |      |                       |                          |      |                       |                          |      |                       |                          |      |                       |                          |      |                       |                          |      |                       |                          |      |                       |                          |
| Step   | Temperature (°C)                           |   |  |                  |  |   |      |       |     |                               |     |        |   |                        |                           |      |                       |                          |      |                       |                          |      |                       |                          |      |                       |                          |      |                       |                          |      |                       |                          |      |                       |                          |
| 1  | +25°C                                      |   |  |                  |  |   |      |       |     |                               |     |        |   |                        |                           |      |                       |                          |      |                       |                          |      |                       |                          |      |                       |                          |      |                       |                          |      |                       |                          |      |                       |                          |
| 2  | -55°C                                      |   |  |                  |  |   |      |       |     |                               |     |        |   |                        |                           |      |                       |                          |      |                       |                          |      |                       |                          |      |                       |                          |      |                       |                          |      |                       |                          |      |                       |                          |
| 3  | +25°C (Reference Temperature)              |   |  |                  |  |   |      |       |     |                               |     |        |   |                        |                           |      |                       |                          |      |                       |                          |      |                       |                          |      |                       |                          |      |                       |                          |      |                       |                          |      |                       |                          |
| 4  | +125°C                                     |   |  |                  |  |   |      |       |     |                               |     |        |   |                        |                           |      |                       |                          |      |                       |                          |      |                       |                          |      |                       |                          |      |                       |                          |      |                       |                          |      |                       |                          |

**Table 4 – Performance & Reliability: Test Methods and Conditions cont.**

| Stress   | Reference              | Test Condition  | Limits   |       |       |           |      |                       |      |     |        |                       |  |                       |      |      |      |      |      |      |      |      |  |
|--|------------------------|---|--|-------|-------|-----------|------|-----------------------|------|-----|--------|-----------------------|--|-----------------------|------|------|------|------|------|------|------|------|--|
| Dielectric Withstanding Voltage (DWV)                  | KEMET Internal         | See Dielectric Withstanding Voltage (DWV) Table<br>(5 ±1 second and charge/discharge not exceeding 50 mA)   | Cap: Initial Limit<br>DF: Initial Limit<br>IR: Initial Limit<br><br>Withstand test voltage without insulation breakdown or damage.                                   |       |       |           |      |                       |      |     |        |                       |  |                       |      |      |      |      |      |      |      |      |  |
|  |                        | <table border="1"> <thead> <tr> <th>EIA Case Size</th> <th>500 V</th> <th>630 V</th> <th>≥ 1,000 V</th> </tr> </thead> <tbody> <tr> <td>0402</td> <td>120% of rated voltage</td> <td>N/A</td> <td>N/A</td> </tr> <tr> <td>0603</td> <td rowspan="8">150% of rated voltage</td> <td rowspan="8"></td> <td rowspan="8">120% of rated voltage</td> </tr> <tr> <td>0805</td> </tr> <tr> <td>1206</td> </tr> <tr> <td>1210</td> </tr> <tr> <td>1808</td> </tr> <tr> <td>1812</td> </tr> <tr> <td>1825</td> </tr> <tr> <td>2220</td> </tr> <tr> <td>2225</td> </tr> </tbody> </table> | EIA Case Size  | 500 V | 630 V | ≥ 1,000 V | 0402 | 120% of rated voltage | N/A  | N/A | 0603   | 150% of rated voltage |  | 120% of rated voltage | 0805 | 1206 | 1210 | 1808 | 1812 | 1825 | 2220 | 2225 |  |
| EIA Case Size  | 500 V                  | 630 V   | ≥ 1,000 V  |       |       |           |      |                       |      |     |        |                       |  |                       |      |      |      |      |      |      |      |      |  |
| 0402   | 120% of rated voltage  | N/A   | N/A  |       |       |           |      |                       |      |     |        |                       |  |                       |      |      |      |      |      |      |      |      |  |
| 0603   | 150% of rated voltage  |   | 120% of rated voltage  |       |       |           |      |                       |      |     |        |                       |  |                       |      |      |      |      |      |      |      |      |  |
| 0805   |                        |   |  |       |       |           |      |                       |      |     |        |                       |  |                       |      |      |      |      |      |      |      |      |  |
| 1206   |                        |   |  |       |       |           |      |                       |      |     |        |                       |  |                       |      |      |      |      |      |      |      |      |  |
| 1210   |                        |   |  |       |       |           |      |                       |      |     |        |                       |  |                       |      |      |      |      |      |      |      |      |  |
| 1808   |                        |   |  |       |       |           |      |                       |      |     |        |                       |  |                       |      |      |      |      |      |      |      |      |  |
| 1812   |                        |   |  |       |       |           |      |                       |      |     |        |                       |  |                       |      |      |      |      |      |      |      |      |  |
| 1825   |                        |   |  |       |       |           |      |                       |      |     |        |                       |  |                       |      |      |      |      |      |      |      |      |  |
| 2220   |                        |   |  |       |       |           |      |                       |      |     |        |                       |  |                       |      |      |      |      |      |      |      |      |  |
| 2225   |                        |   |  |       |       |           |      |                       |      |     |        |                       |  |                       |      |      |      |      |      |      |      |      |  |
| Aging Rate<br>(Maximum % Capacitance Loss/Decade Hour) | KEMET Internal         | Capacitance measurements (including tolerance) are indexed to a referee time of 48 or 1,000 hours.<br>Please refer to a part number specific datasheet for referee time details.  | Please refer to a part number specification sheet for specific Aging rate  |       |       |           |      |                       |      |     |        |                       |  |                       |      |      |      |      |      |      |      |      |  |
| Terminal Strength                                      | KEMET Internal         | Shear stress test per specific case size,<br>Time: 60 ±1 second.  | No evidence of mechanical damage   |       |       |           |      |                       |      |     |        |                       |  |                       |      |      |      |      |      |      |      |      |  |
|  |                        | <table border="1"> <thead> <tr> <th>Case Size</th> <th>Force</th> </tr> </thead> <tbody> <tr> <td>0402</td> <td>3N</td> </tr> <tr> <td>0603</td> <td>5N</td> </tr> <tr> <td>0805</td> <td>9N</td> </tr> <tr> <td>≥ 1206</td> <td>18N</td> </tr> </tbody> </table>   | Case Size  | Force | 0402  | 3N        | 0603 | 5N                    | 0805 | 9N  | ≥ 1206 | 18N                   |  |                       |      |      |      |      |      |      |      |      |  |
| Case Size  | Force                  |   |  |       |       |           |      |                       |      |     |        |                       |  |                       |      |      |      |      |      |      |      |      |  |
| 0402   | 3N                     |   |  |       |       |           |      |                       |      |     |        |                       |  |                       |      |      |      |      |      |      |      |      |  |
| 0603   | 5N                     |   |  |       |       |           |      |                       |      |     |        |                       |  |                       |      |      |      |      |      |      |      |      |  |
| 0805   | 9N                     |   |  |       |       |           |      |                       |      |     |        |                       |  |                       |      |      |      |      |      |      |      |      |  |
| ≥ 1206   | 18N                    |   |  |       |       |           |      |                       |      |     |        |                       |  |                       |      |      |      |      |      |      |      |      |  |
| Board Flex   | AEC-Q200-005           | Standard Termination System 2.0 mm<br>Flexible Termination System 3.0 mm<br>Test Time: 60± 5 seconds<br>Ramp Time: 1 mm/second  | No evidence of mechanical damage   |       |       |           |      |                       |      |     |        |                       |  |                       |      |      |      |      |      |      |      |      |  |
|  |                        |   |  |       |       |           |      |                       |      |     |        |                       |  |                       |      |      |      |      |      |      |      |      |  |
| Solderability  | J-STD-002              | Condition: 4 hours ±15 minutes at 155°C dry bake apply all methods<br>Test 245 ±5°C (SnPb & Pb-Free)  | Visual Inspection.<br>95% coverage on termination.<br>No leaching  |       |       |           |      |                       |      |     |        |                       |  |                       |      |      |      |      |      |      |      |      |  |
| Temperature Cycling                                    | JESD22 Method JA-104   | 1,000 cycles (-55°C to +125°C)<br>2 - 3 cycles per hour<br>Soak Time: 1 or 5 minute   | Measurement at 24 hours ±4 hours after test conclusion.<br>Cap: Initial Limit<br>DF: Initial Limit<br>IR: Initial Limit  |       |       |           |      |                       |      |     |        |                       |  |                       |      |      |      |      |      |      |      |      |  |
| Biased Humidity  | MIL-STD-202 Method 103 | Load Humidity: 1,000 hours 85°C/85% RH and 200 VDC maximum<br><br>Low Volt Humidity: 1,000 hours 85°C/85% RH and 1.5 V.   | Measurement at 24 hours ±4 hours after test conclusion.<br>Within Post Environmental Limits<br>Cap: ±20% shift<br>IR: 10% of Initial Limit<br>DF Limit Maximum: 3.0% |       |       |           |      |                       |      |     |        |                       |  |                       |      |      |      |      |      |      |      |      |  |

**Table 4 – Performance & Reliability: Test Methods and Conditions**

| Stress                 | Reference              | Test Condition  | Limits   |
|------------------------|------------------------|---|--|
| Moisture Resistance    | MIL-STD-202 Method 106 | Number of Cycles Required: 10, 24 hours per cycle.<br>Steps 7a and 7b not required                                      | Measurement at 24 hours ±4 hours after test conclusion.<br>Within Post Environmental Limits<br>Cap: ±20% shift<br>IR: 10% of Initial Limit<br>DF Limit Maximum: 3.0% |
| Thermal Shock          | MIL-STD-202 Method 107 | Number of Cycles Required: 5, (-55°C to 125°C)<br>Dwell time 15 minutes.  | Cap: Initial Limit<br>DF: Initial Limit<br>IR: Initial Limit   |
| High Temperature Life  | MIL-STD-202 Method 108 | 1,000 hours at 125°C with 1.2 X rated voltage applied.  | Within Post Environmental Limits<br>Cap: ±20% shift<br>IR: 10% of Initial Limit<br>DF Limit Maximum: 3.0%  |
| Storage Life           |                        | 1,000 hours at 150°C, Unpowered   |  |
| Vibration              | MIL-STD-202 Method 204 | 5 g's for 20 minutes, 12 cycles each of 3 orientations.<br>Test from 10 – 2,000 Hz                                      | Cap: Initial Limit<br>DF: Initial Limit<br>IR: Initial Limit   |
| Mechanical Shock       | MIL-STD-202 Method 213 | 1,500 g's 0.5 millisecond Half-sine,<br>Velocity Change: 15.4 feet/second<br>(Condition F)                              | Cap: Initial Limit<br>DF: Initial Limit<br>IR: Initial Limit   |
| Resistance to Solvents | MIL-STD-202 Method 215 | Add Aqueous wash chemical OKEMCLEAN<br>(A 6% concentrated Oakite cleaner) or equivalent.<br>Do not use banned solvents. | Visual Inspection 10X<br>Readable marking, no decoloration or stains.<br>No physical damage.   |

## Storage and Handling

Ceramic chip capacitors should be stored in normal working environments. While the chips themselves are quite robust in other environments, solderability will be degraded by exposure to high temperatures, high humidity, corrosive atmospheres, and long term storage. In addition, packaging materials will be degraded by high temperature—reels may soften or warp and tape peel force may increase. KEMET recommends that maximum storage temperature not exceed 40°C and maximum storage humidity not exceed 70% relative humidity. Temperature fluctuations should be minimized to avoid condensation on the parts and atmospheres should be free of chlorine and sulfur bearing compounds. For optimized solderability chip stock should be used promptly, preferably within 1.5 years of receipt.

## Construction



## Capacitor Marking (Optional)

These surface mount multilayer ceramic capacitors are normally supplied unmarked. If required, they can be marked as an extra cost option. Marking is available on most KEMET devices, but must be requested using the correct ordering code identifier(s). If this option is requested, two sides of the ceramic body will be laser marked with a “K” to identify KEMET, followed by two characters (per EIA-198 - see table below) to identify the capacitance value. EIA 0603 case size devices are limited to the “K” character only.

Laser marking option is not available on:

- COG, ultra stable X8R and Y5V dielectric devices.
- EIA 0402 case size devices.
- EIA 0603 case size devices with flexible termination option.
- KPS commercial and automotive grade stacked devices.
- X7R dielectric products in capacitance values outlined below.

Marking appears in legible contrast. Illustrated below is an example of an MLCC with laser marking of “KA8”, which designates a KEMET device with rated capacitance of 100  $\mu$ F. Orientation of marking is vendor optional.



| EIA Case Size | Metric Size Code | Capacitance          |
|---------------|------------------|----------------------|
| 0603          | 1608             | $\leq 170$ pF        |
| 0805          | 2012             | $\leq 150$ pF        |
| 1206          | 3216             | $\leq 910$ pF        |
| 1210          | 3225             | $\leq 2,000$ pF      |
| 1808          | 4520             | $\leq 3,900$ pF      |
| 1812          | 4532             | $\leq 6,700$ pF      |
| 1825          | 4564             | $\leq 0.018$ $\mu$ F |
| 2220          | 5650             | $\leq 0.027$ $\mu$ F |
| 2225          | 5664             | $\leq 0.033$ $\mu$ F |

## Capacitor Marking (Optional) cont.

| Capacitance (pF) For Various Alpha/Numeral Identifiers |         |     |    |     |       |        |         |           |            |             |
|--|---------|-----|----|-----|-------|--------|---------|-----------|------------|-------------|
| Alpha Character  | Numeral |     |    |     |       |        |         |           |            |             |
|  | 9       | 0   | 1  | 2   | 3     | 4      | 5       | 6         | 7          | 8           |
| Capacitance (pF)                                       |         |     |    |     |       |        |         |           |            |             |
| A  | 0.10    | 1.0 | 10 | 100 | 1,000 | 10,000 | 100,000 | 1,000,000 | 10,000,000 | 100,000,000 |
| B  | 0.11    | 1.1 | 11 | 110 | 1,100 | 11,000 | 110,000 | 1,100,000 | 11,000,000 | 110,000,000 |
| C  | 0.12    | 1.2 | 12 | 120 | 1,200 | 12,000 | 120,000 | 1,200,000 | 12,000,000 | 120,000,000 |
| D  | 0.13    | 1.3 | 13 | 130 | 1,300 | 13,000 | 130,000 | 1,300,000 | 13,000,000 | 130,000,000 |
| E  | 0.15    | 1.5 | 15 | 150 | 1,500 | 15,000 | 150,000 | 1,500,000 | 15,000,000 | 150,000,000 |
| F  | 0.16    | 1.6 | 16 | 160 | 1,600 | 16,000 | 160,000 | 1,600,000 | 16,000,000 | 160,000,000 |
| G  | 0.18    | 1.8 | 18 | 180 | 1,800 | 18,000 | 180,000 | 1,800,000 | 18,000,000 | 180,000,000 |
| H  | 0.20    | 2.0 | 20 | 200 | 2,000 | 20,000 | 200,000 | 2,000,000 | 20,000,000 | 200,000,000 |
| J  | 0.22    | 2.2 | 22 | 220 | 2,200 | 22,000 | 220,000 | 2,200,000 | 22,000,000 | 220,000,000 |
| K  | 0.24    | 2.4 | 24 | 240 | 2,400 | 24,000 | 240,000 | 2,400,000 | 24,000,000 | 240,000,000 |
| L  | 0.27    | 2.7 | 27 | 270 | 2,700 | 27,000 | 270,000 | 2,700,000 | 27,000,000 | 270,000,000 |
| M  | 0.30    | 3.0 | 30 | 300 | 3,000 | 30,000 | 300,000 | 3,000,000 | 30,000,000 | 300,000,000 |
| N  | 0.33    | 3.3 | 33 | 330 | 3,300 | 33,000 | 330,000 | 3,300,000 | 33,000,000 | 330,000,000 |
| P  | 0.36    | 3.6 | 36 | 360 | 3,600 | 36,000 | 360,000 | 3,600,000 | 36,000,000 | 360,000,000 |
| Q  | 0.39    | 3.9 | 39 | 390 | 3,900 | 39,000 | 390,000 | 3,900,000 | 39,000,000 | 390,000,000 |
| R  | 0.43    | 4.3 | 43 | 430 | 4,300 | 43,000 | 430,000 | 4,300,000 | 43,000,000 | 430,000,000 |
| S  | 0.47    | 4.7 | 47 | 470 | 4,700 | 47,000 | 470,000 | 4,700,000 | 47,000,000 | 470,000,000 |
| T  | 0.51    | 5.1 | 51 | 510 | 5,100 | 51,000 | 510,000 | 5,100,000 | 51,000,000 | 510,000,000 |
| U  | 0.56    | 5.6 | 56 | 560 | 5,600 | 56,000 | 560,000 | 5,600,000 | 56,000,000 | 560,000,000 |
| V  | 0.62    | 6.2 | 62 | 620 | 6,200 | 62,000 | 620,000 | 6,200,000 | 62,000,000 | 620,000,000 |
| W  | 0.68    | 6.8 | 68 | 680 | 6,800 | 68,000 | 680,000 | 6,800,000 | 68,000,000 | 680,000,000 |
| X  | 0.75    | 7.5 | 75 | 750 | 7,500 | 75,000 | 750,000 | 7,500,000 | 75,000,000 | 750,000,000 |
| Y  | 0.82    | 8.2 | 82 | 820 | 8,200 | 82,000 | 820,000 | 8,200,000 | 82,000,000 | 820,000,000 |
| Z  | 0.91    | 9.1 | 91 | 910 | 9,100 | 91,000 | 910,000 | 9,100,000 | 91,000,000 | 910,000,000 |
| a  | 0.25    | 2.5 | 25 | 250 | 2,500 | 25,000 | 250,000 | 2,500,000 | 25,000,000 | 250,000,000 |
| b  | 0.35    | 3.5 | 35 | 350 | 3,500 | 35,000 | 350,000 | 3,500,000 | 35,000,000 | 350,000,000 |
| d  | 0.40    | 4.0 | 40 | 400 | 4,000 | 40,000 | 400,000 | 4,000,000 | 40,000,000 | 400,000,000 |
| e  | 0.45    | 4.5 | 45 | 450 | 4,500 | 45,000 | 450,000 | 4,500,000 | 45,000,000 | 450,000,000 |
| f  | 0.50    | 5.0 | 50 | 500 | 5,000 | 50,000 | 500,000 | 5,000,000 | 50,000,000 | 500,000,000 |
| m  | 0.60    | 6.0 | 60 | 600 | 6,000 | 60,000 | 600,000 | 6,000,000 | 60,000,000 | 600,000,000 |
| n  | 0.70    | 7.0 | 70 | 700 | 7,000 | 70,000 | 700,000 | 7,000,000 | 70,000,000 | 700,000,000 |
| t  | 0.80    | 8.0 | 80 | 800 | 8,000 | 80,000 | 800,000 | 8,000,000 | 80,000,000 | 800,000,000 |
| y  | 0.90    | 9.0 | 90 | 900 | 9,000 | 90,000 | 900,000 | 9,000,000 | 90,000,000 | 900,000,000 |

## Tape & Reel Packaging Information

KEMET offers multilayer ceramic chip capacitors packaged in 8, 12 and 16 mm tape on 7" and 13" reels in accordance with EIA Standard 481. This packaging system is compatible with all tape-fed automatic pick and place systems. See Table 2 for details on reeling quantities for commercial chips.



**Table 5 – Carrier Tape Configuration, Embossed Plastic & Punched Paper (mm)**

| EIA Case Size     | Tape Size (W)* | Embossed Plastic         |          | Punched Paper            |          |
|-------------------|----------------|--------------------------|----------|--------------------------|----------|
|                   |                | 7" Reel                  | 13" Reel | 7" Reel                  | 13" Reel |
|                   |                | Pitch (P <sub>1</sub> )* |          | Pitch (P <sub>1</sub> )* |          |
| 01005 – 0402      | 8              |                          |          | 2                        | 2        |
| 0603              | 8              |                          |          | 2/4                      | 2/4      |
| 0805              | 8              | 4                        | 4        | 4                        | 4        |
| 1206 – 1210       | 8              | 4                        | 4        | 4                        | 4        |
| 1805 – 1808       | 12             | 4                        | 4        |                          |          |
| ≥ 1812            | 12             | 8                        | 8        |                          |          |
| KPS 1210          | 12             | 8                        | 8        |                          |          |
| KPS 1812 and 2220 | 16             | 12                       | 12       |                          |          |
| Array 0612        | 8              | 4                        | 4        |                          |          |

### New 2 mm Pitch Reel Options\*

| Packaging Ordering Code (C-Spec) | Packaging Type/Options             |
|----------------------------------|------------------------------------|
| C-3190                           | Automotive grade 7" reel unmarked  |
| C-3191                           | Automotive grade 13" reel unmarked |
| C-7081                           | Commercial grade 7" reel unmarked  |
| C-7082                           | Commercial grade 13" reel unmarked |

\* 2 mm pitch reel only available for 0603 EIA case size.  
 2 mm pitch reel for 0805 EIA case size under development.

### Benefits of Changing from 4 mm to 2 mm Pitching Spacing

- Lower placement costs.
- Double the parts on each reel results in fewer reel changes and increased efficiency.
- Fewer reels result in lower packaging, shipping and storage costs, reducing waste.

\*Refer to Figures 1 and 2 for W and P<sub>1</sub> carrier tape reference locations.

\*Refer to Tables 6 and 7 for tolerance specifications.

**Figure 1 – Embossed (Plastic) Carrier Tape Dimensions**

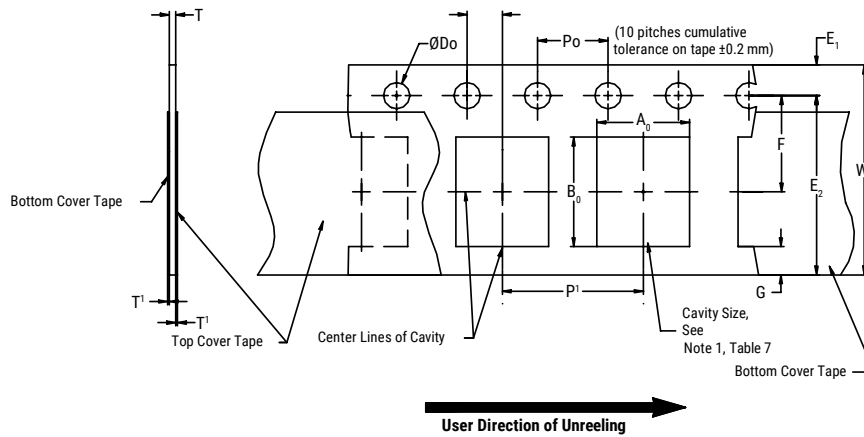


**Table 6 – Embossed (Plastic) Carrier Tape Dimensions**  
 Metric will govern

| Constant Dimensions – Millimeters (Inches) |                                       |                                  |                              |                             |                              |                           |                                  |  |                           |
|--|---------------------------------------|----------------------------------|------------------------------|-----------------------------|------------------------------|---------------------------|----------------------------------|--|---------------------------|
| Tape Size                                  | D <sub>0</sub>                        | D <sub>1</sub> Minimum<br>Note 1 | E <sub>1</sub>               | P <sub>0</sub>              | P <sub>2</sub>               | R Reference<br>Note 2     | S <sub>1</sub> Minimum<br>Note 3 | T<br>Maximum                                     | T <sub>1</sub><br>Maximum |
| 8 mm                                       | 1.5 +0.10/-0.0<br>(0.059 +0.004/-0.0) | 1.0<br>(0.039)                   | 1.75 ±0.10<br>(0.069 ±0.004) | 4.0 ±0.10<br>(0.157 ±0.004) | 2.0 ±0.05<br>(0.079 ±0.002)  | 25.0<br>(0.984)           | 0.600<br>(0.024)                 | 0.600<br>(0.024)                                 | 0.100<br>(0.004)          |
| 12 mm                                      |                                       | 1.5<br>(0.059)                   |                              |                             |                              | 30<br>(1.181)             |                                  |  |                           |
| 16 mm                                      |                                       |                                  |                              |                             |                              |                           |                                  |  |                           |
| Variable Dimensions – Millimeters (Inches) |                                       |                                  |                              |                             |                              |                           |                                  |  |                           |
| Tape Size                                  | Pitch                                 | B <sub>1</sub> Maximum<br>Note 4 | E <sub>2</sub><br>Minimum    | F                           | P <sub>1</sub>               | T <sub>2</sub><br>Maximum | W<br>Maximum                     | A <sub>0</sub> , B <sub>0</sub> & K <sub>0</sub> |                           |
| 8 mm                                       | Single (4 mm)                         | 4.35<br>(0.171)                  | 6.25<br>(0.246)              | 3.5 ±0.05<br>(0.138 ±0.002) | 4.0 ±0.10<br>(0.157 ±0.004)  | 2.5<br>(0.098)            | 8.3<br>(0.327)                   | Note 5   |                           |
| 12 mm                                      | Single (4 mm)<br>and double (8 mm)    | 8.2<br>(0.323)                   | 10.25<br>(0.404)             | 5.5 ±0.05<br>(0.217 ±0.002) | 8.0 ±0.10<br>(0.315 ±0.004)  | 4.6<br>(0.181)            | 12.3<br>(0.484)                  |  |                           |
| 16 mm                                      | Triple (12 mm)                        | 12.1<br>(0.476)                  | 14.25<br>(0.561)             | 7.5 ±0.05<br>(0.138 ±0.002) | 12.0 ±0.10<br>(0.157 ±0.004) | 4.6<br>(0.181)            | 16.3<br>(0.642)                  |  |                           |

1. The embossment hole location shall be measured from the sprocket hole controlling the location of the embossment. Dimensions of the embossment location and the hole location shall be applied independently of each other.
2. The tape with or without components shall pass around R without damage (see Figure 6.)
3. If S<sub>1</sub> < 1.0 mm, there may not be enough area for a cover tape to be properly applied (see EIA Standard 481, paragraph 4.3, section b.)
4. B<sub>1</sub> dimension is a reference dimension for tape feeder clearance only.
5. The cavity defined by A<sub>0</sub>, B<sub>0</sub> and K<sub>0</sub> shall surround the component with sufficient clearance that:
  - (a) the component does not protrude above the top surface of the carrier tape.
  - (b) the component can be removed from the cavity in a vertical direction without mechanical restriction, after the top cover tape has been removed.
  - (c) rotation of the component is limited to 20° maximum for 8 and 12 mm tapes and 10° maximum for 16 mm tapes (see Figure 3.)
  - (d) lateral movement of the component is restricted to 0.5 mm maximum for 8 and 12 mm wide tape and to 1.0 mm maximum for 16 mm tape (see Figure 4.)
  - (e) for KPS product, A<sub>0</sub> and B<sub>0</sub> are measured on a plane 0.3 mm above the bottom of the pocket.
  - (f) see addendum in EIA Standard 481 for standards relating to more precise taping requirements.

**Figure 2 – Punched (Paper) Carrier Tape Dimensions**



**Table 7 – Punched (Paper) Carrier Tape Dimensions**

Metric will govern

| Constant Dimensions – Millimeters (Inches) |                                       |                              |                             |                             |                            |                 |                    |
|--|---------------------------------------|------------------------------|-----------------------------|-----------------------------|----------------------------|-----------------|--------------------|
| Tape Size                                  | $D_0$                                 | $E_1$                        | $P_0$                       | $P_2$                       | $T_1$ Maximum              | G Minimum       | R Reference Note 2 |
| 8 mm                                       | 1.5 +0.10 -0.0<br>(0.059 +0.004 -0.0) | 1.75 ±0.10<br>(0.069 ±0.004) | 4.0 ±0.10<br>(0.157 ±0.004) | 2.0 ±0.05<br>(0.079 ±0.002) | 0.10<br>(0.004)<br>maximum | 0.75<br>(0.030) | 25<br>(0.984)      |
| Variable Dimensions – Millimeters (Inches) |                                       |                              |                             |                             |                            |                 |                    |
| Tape Size                                  | Pitch                                 | E2 Minimum                   | F                           | $P_1$                       | T Maximum                  | W Maximum       | $A_0 B_0$          |
| 8 mm                                       | Half (2 mm)                           | 6.25<br>(0.246)              | 3.5 ±0.05<br>(0.138 ±0.002) | 2.0 ±0.05<br>(0.079 ±0.002) | 1.1<br>(0.098)             | 8.3<br>(0.327)  | Note 1             |
| 8 mm                                       | Single (4 mm)                         |                              |                             | 4.0 ±0.10<br>(0.157 ±0.004) |                            |                 |                    |

- The cavity defined by  $A_0$ ,  $B_0$  and  $T$  shall surround the component with sufficient clearance that:
  - the component does not protrude beyond either surface of the carrier tape.
  - the component can be removed from the cavity in a vertical direction without mechanical restriction, after the top cover tape has been removed.
  - rotation of the component is limited to 20° maximum (see Figure 3.)
  - lateral movement of the component is restricted to 0.5 mm maximum (see Figure 4.)
  - see addendum in EIA Standard 481 for standards relating to more precise taping requirements.
- The tape with or without components shall pass around R without damage (see Figure 6.)

## Packaging Information Performance Notes

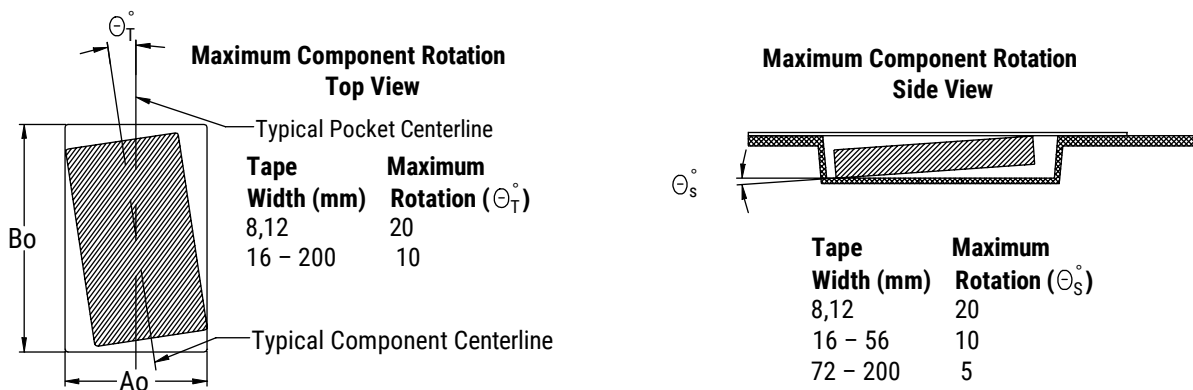
- Cover Tape Break Force:** 1.0 kg minimum.
- Cover Tape Peel Strength:** The total peel strength of the cover tape from the carrier tape shall be:

| Tape Width   | Peel Strength                    |
|--------------|----------------------------------|
| 8 mm         | 0.1 to 1.0 newton (10 to 100 gf) |
| 12 and 16 mm | 0.1 to 1.3 newton (10 to 130 gf) |

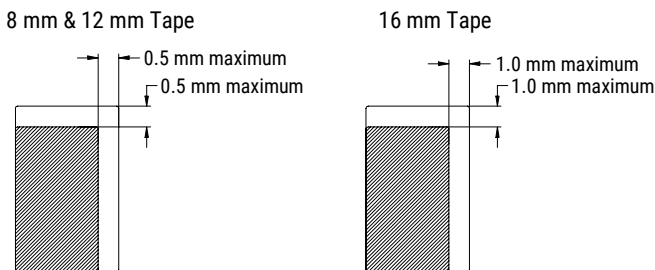
The direction of the pull shall be opposite the direction of the carrier tape travel. The pull angle of the carrier tape shall be 165° to 180° from the plane of the carrier tape. During peeling, the carrier and/or cover tape shall be pulled at a velocity of 300 ±10 mm/minute.

- Labeling:** Bar code labeling (standard or custom) shall be on the side of the reel opposite the sprocket holes. Refer to EIA Standards 556 and 624.

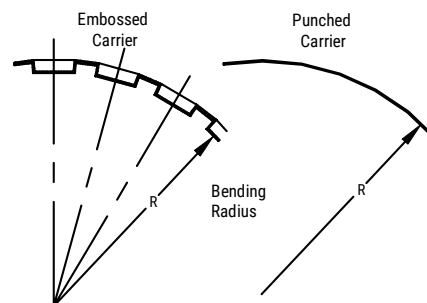
### Figure 3 – Maximum Component Rotation



### Figure 4 – Maximum Lateral Movement



### Figure 5 – Bending Radius



**Figure 6 – Reel Dimensions**



Note: Drive spokes optional; if used, dimensions B and D shall apply.

**Table 8 – Reel Dimensions**

Metric will govern

| Constant Dimensions – Millimeters (Inches) |   |                                       |  |   |
|--|---|---------------------------------------|--|---|
| Tape Size                                  | A   | B Minimum                             | C                                      | D Minimum   |
| 8 mm                                       | 178 ±0.20<br>(7.008 ±0.008)<br>or<br>330 ±0.20<br>(13.000 ±0.008) | 1.5<br>(0.059)                        | 13.0 +0.5/-0.2<br>(0.521 +0.02/-0.008) | 20.2<br>(0.795)                                   |
| 12 mm                                      |   |                                       |  |   |
| 16 mm                                      |   |                                       |  |   |
| Variable Dimensions – Millimeters (Inches) |   |                                       |  |   |
| Tape Size                                  | N Minimum   | W <sub>1</sub>                        | W <sub>2</sub> Maximum                 | W <sub>3</sub>                                    |
| 8 mm                                       | 50<br>(1.969)   | 8.4 +1.5/-0.0<br>(0.331 +0.059/-0.0)  | 14.4<br>(0.567)                        | Shall accommodate tape width without interference |
| 12 mm                                      |   | 12.4 +2.0/-0.0<br>(0.488 +0.078/-0.0) | 18.4<br>(0.724)                        |   |
| 16 mm                                      |   | 16.4 +2.0/-0.0<br>(0.646 +0.078/-0.0) | 22.4<br>(0.882)                        |   |

**Figure 7 – Tape Leader & Trailer Dimensions**



**Figure 8 – Maximum Camber**



## Application Guide

### Solder Fluxes and Cleaning

The use of water-soluble fluxes provides advantages of excellent solderability due to high activation. However, these fluxes contain organic acids that can induce arcing under high DC or AC voltages. Notable problem areas are underneath the MLCC where flux can be trapped between the ceramic material and PCB. It is therefore critical that PCBs are properly cleaned to remove all flux residue to maintain reliability.

### Coating for High Voltage MLCCs

For MLCC ratings  $\geq 1500\text{V}$ , it is recommended to apply a conformal coating to MLCC to prevent surface arcing. To reduce possibility of inducing cracks in the MLCC, select a coating with thermal expansions close to that of the MLCC.

| Dielectric                  | CTE (ppm/°C) |
|-----------------------------|--------------|
| Class II BaTiO <sub>3</sub> | 10.7         |
| Class I CaZrO <sub>3</sub>  | 9.8          |

### Slits in PCB

It is recommended to apply a slit in the PCB under the MLCC to improve washing of flux residue that may get trapped underneath. In some cases, it is not possible to slit entirely through the PCB due to underlying metal planes. It is also acceptable to apply a recessed slit under the MLCC which will also promote cleaning.

- Recommended for case sizes  $\geq 1206$
- The width (w) of the slit should be 1mm
- Length of the slit should be as short as possible to prevent damaging the MLCC due to mechanical stress of the PCB.
- Slits also reduce the risk of solder balls under MLCC which decreased the creepage distance.



### Solder Resist

If a slit cannot be applied as above, it is recommended to not use solder resist directly under the MLCC. The use of solder resist material reduces the distance between MLCC ceramic material and PCB thus making it difficult to clean.

### Solder Balls

Improper reflow techniques and/or improper washing can induce solder balls under or adjacent to the MLCC. Solder balls reduce the creepage distance between the MLCC terminations and increase the risk of arcing or damage to the ceramic material. To reduce the risk of solder balls:

- Follow KEMET's solder recommendations as outlined in the datasheet.
- If performing a cleaning procedure, properly clean the PCB per KEMET's cleaning recommendations.
- Add slit to the PCB as shown above.



## KEMET Electronics Corporation Sales Offices

For a complete list of our global sales offices, please visit [www.kemet.com/sales](http://www.kemet.com/sales).

---

### Disclaimer

YAGEO Corporation and its affiliates do not recommend the use of commercial or automotive grade products for high reliability applications or manned space flight.

All product specifications, statements, information and data (collectively, the "Information") in this datasheet are subject to change. The customer is responsible for checking and verifying the extent to which the Information contained in this publication is applicable to an order at the time the order is placed. All Information given herein is believed to be accurate and reliable, but it is presented without guarantee, warranty, or responsibility of any kind, expressed or implied.

Statements of suitability for certain applications are based on KEMET Electronics Corporation's ("KEMET") knowledge of typical operating conditions for such applications, but are not intended to constitute – and KEMET specifically disclaims – any warranty concerning suitability for a specific customer application or use. The Information is intended for use only by customers who have the requisite experience and capability to determine the correct products for their application. Any technical advice inferred from this Information or otherwise provided by KEMET with reference to the use of KEMET's products is given gratis, and KEMET assumes no obligation or liability for the advice given or results obtained.

Although KEMET designs and manufactures its products to the most stringent quality and safety standards, given the current state of the art, isolated component failures may still occur. Accordingly, customer applications which require a high degree of reliability or safety should employ suitable designs or other safeguards (such as installation of protective circuitry or redundancies) in order to ensure that the failure of an electrical component does not result in a risk of personal injury or property damage.

Although all product-related warnings, cautions and notes must be observed, the customer should not assume that all safety measures are indicated or that other measures may not be required.

*KEMET is a registered trademark of KEMET Electronics Corporation.*

## Looking for pricing, stock, or lifecycle information?

Click below to explore more details on WIN SOURCE:

 [View C1210C103KDRAC7800 on WIN SOURCE](#)

 [Kemet Information](#)

## Optimize Your Supply Chain with WIN SOURCE Solutions

-  Global Sourcing Solution
-  Obsolete Management
-  Cost Control Management
-  Shortage Management
-  Alternative Solution
-  Excess Inventory Management