



# THE DATASHEET OF CL31B474KAFNNNE





# MULTILAYER CERAMIC CAPACITORS

# MULTILAYER CERAMIC CAPACITORS



## Interactive User Guide

Samsung Electro-Mechanics' MLCC Catalog was produced as an INTERACTIVE PDF that allows transferring to related webpages for better understanding of the content. Click 'HOME,' 'CONTENTS,' OR 'GO BACK TO PAGE' as needed, and it is also possible to 'PRINT' the pages. If you click the icon at the top of the page, it is possible to view a specific page of choice.



By clicking this icon, you can jump directly to the cover page of this catalog.



By clicking this icon, you can jump directly to the Table of Contents.



By clicking this icon, you can jump directly to the previous page.



By clicking this icon, you can set and print pages of your choice.

# C O N T E N T S

**04** Explanation of Ceramic Capacitors

**06** Part Numbering

**09** Reliability Level Description

**10** Normal Capacitors\_Standard

**80** Normal Capacitors\_High Level I

**102** Normal Capacitors\_High Level II

**107** Molded Frame Capacitors (MFC)

**108** Land Side Capacitors (LSC)

**110** High Bending Strength Capacitors

**116** Low Acoustic Noise Capacitors

**120** Low ESL Capacitors

**125** Application Guide

**129** Reliability Test Conditions

**135** Packaging Specifications

**141** Caution/Notice

**162** Disclaimer & Limitation of Use and Applications

**163** Component Sales Offices/Manufacturing Sites



► **Explanation of Ceramic Capacitors**

Part Numbering  
Reliability Level Description  
Normal Capacitors\_Standard  
Normal Capacitors\_High Level I  
Normal Capacitors\_High Level II

Molded Frame Capacitors (MFC)  
Land Side Capacitors (LSC)  
High Bending Strength Capacitors  
Low Acoustic Noise Capacitors  
Low ESL Capacitors  
Application Guide

Reliability Test Conditions  
Packaging Specifications  
Caution/Notice  
Disclaimer & Limitation of Use and Applications  
Component Sales Offices/  
Manufacturing Sites

# Explanation of Ceramic Capacitors

## Nomal Capacitors

Normal Capacitors

Standard

High Level I

High Level II

Improved Reliability  
(65°C, 90%RH, 1Vr, 500H)

Reinforced Reliability  
(85°C, 85%RH, 1Vr, 1000H)

## Molded Frame Capacitors

Solution for mechanical and thermal stress

## Land Side Capacitors

Lower thickness and space saving

LSC



► **Explanation of Ceramic Capacitors**

Part Numbering  
Reliability Level Description  
Normal Capacitors\_Standard  
Normal Capacitors\_High Level I  
Normal Capacitors\_High Level II

Molded Frame Capacitors (MFC)  
Land Side Capacitors (LSC)  
High Bending Strength Capacitors  
Low Acoustic Noise Capacitors  
Low ESL Capacitors  
Application Guide

Reliability Test Conditions  
Packaging Specifications  
Caution/Notice  
Disclaimer & Limitation of Use and Applications  
Component Sales Offices/  
Manufacturing Sites

# Explanation of Ceramic Capacitors

## High Bending Strength Capacitors

More Resistant to stress caused by board bending

High-bending  
Strength

## Low Acoustic Noise Capacitors

A solution that effectively reduces audible noise

Low Acoustic  
Noise

## Low ESL Capacitors

Space Saving & High Speed Energy Transfer

Low ESL

# Part Numbering



## 1 SERIES CODE

CL = Multilayer Ceramic Capacitors

## 2 SIZE CODE

| Code | inch/mm     | Code | inch/mm   | Code | inch/mm   | Code | inch/mm   |
|------|-------------|------|-----------|------|-----------|------|-----------|
| R1   | 008004/0201 | 10   | 0603/1608 | 42   | 1808/4520 | L6   | 0304/0610 |
| 02   | 01005/0402  | 21   | 0805/2012 | 43   | 1812/4532 | 01   | 0306/0816 |
| 03   | 0201/0603   | 31   | 1206/3216 | 55   | 2220/5750 | 19   | 0503/1209 |
| 05   | 0402/1005   | 32   | 1210/3225 | L5   | 0204/0510 |      |           |

## 3 DIELECTRIC CODE

Class I (Temperature Compensation)

| Symbol | EIA Code | Operation Temperature Range (°C) | Temperature Coefficient Range (ppm/°C) |
|--------|----------|----------------------------------|--|
| C      | C0G      | -55 ~ +125                       | 0 ± 30                                 |
| G      | X8G      | -55 ~ +150                       | 0 ± 30                                 |

Class II (High Dielectric Constant)

| Symbol | EIA Code | Operation Temperature Range (°C) | Capacitance Change (ΔC %) |
|--------|----------|----------------------------------|---------------------------|
| A      | X5R      | -55 ~ +85                        | ±15                       |
| X      | X6S      | -55 ~ +105                       | ±22                       |
| W      | X6T      | -55 ~ +105                       | -33 ~ +22                 |
| B      | X7R      | -55 ~ +125                       | ±15                       |
| K      | *X7R(S)  | -55 ~ +125                       | ±15                       |
| Y      | X7S      | -55 ~ +125                       | ±22                       |
| Z      | X7T      | -55 ~ +125                       | -33 ~ +22                 |
| F      | Y5V      | -30 ~ +85                        | -82 ~ +22                 |
| M      | X8M      | -55 ~ +150                       | -50 ~ +50                 |
| E      | X8L      | -55 ~ +150                       | -40 ~ +15                 |
| J      | JIS-B    | -25 ~ +85                        | ±10                       |

\* X7R(S) = X7R (DC Bias 0.5Vr TCC)

## 4 CAPACITANCE CODE

Capacitance expressed in pF. 2 significant digits plus number of zeros.  
 example) 106=10×10<sup>6</sup>=10,000,000pF

For Values < 10pF, Letter R denotes decimal point  
 example) 1R5 = 1.5pF

## 5 CAPACITANCE TOLERANCE CODE

| Code | Tolerance | Code | Tolerance | Code | Tolerance | Code | Tolerance |
|------|-----------|------|-----------|------|-----------|------|-----------|
| N    | ±0.03pF   | H    | + 0.25pF  | F    | ±1%       | V    | - 5%      |
| A    | ±0.05pF   | L    | - 0.25pF  | G    | ±2%       | K    | ±10%      |
| B    | ±0.1pF    | D    | ±0.5pF    | J    | ±5%       | M    | ±20%      |
| C    | ±0.25pF   | F*   | ±1pF      | U    | + 5%      | Z    | -20, +80% |

\* For Values < 10pF, F=±1pF / Values≥10pF, F=±1%



# Part Numbering

| Series | Nominal Capacitance |     |     |     |     |     |     |     |     |     |     |     |
|--------|---------------------|-----|-----|-----|-----|-----|-----|-----|-----|-----|-----|-----|
| E-3    | 1.0                 |     |     |     | 2.2 |     |     |     | 4.7 |     |     |     |
| E-6    | 1.0                 |     | 1.5 |     | 2.2 |     | 3.3 |     | 4.7 |     | 6.8 |     |
| E-12   | 1.0                 | 1.2 | 1.5 | 1.8 | 2.2 | 2.7 | 3.3 | 3.9 | 4.7 | 5.6 | 6.8 | 8.2 |
| E-24   | 1.0                 | 1.2 | 1.5 | 1.8 | 2.2 | 2.7 | 3.3 | 3.9 | 4.7 | 5.6 | 6.8 | 8.2 |
|        | 1.1                 | 1.3 | 1.6 | 2.0 | 2.4 | 3.0 | 3.6 | 4.3 | 5.1 | 6.2 | 7.5 | 9.1 |

## 6 RATED VOLTAGE CODE

| Code | Voltage | Code | Voltage | Code | Voltage | Code | Voltage |
|------|---------|------|---------|------|---------|------|---------|
| S    | 2.5Vdc  | O    | 16Vdc   | C    | 100Vdc  | G    | 500Vdc  |
| R    | 4.0Vdc  | A    | 25Vdc   | D    | 200Vdc  | H    | 630Vdc  |
| Q    | 6.3Vdc  | L    | 35Vdc   | E    | 250Vdc  | I    | 1kVdc   |
| P    | 10Vdc   | B    | 50Vdc   | F    | 350Vdc  | J    | 2kVdc   |
|      |         |      |         |      |         | K    | 3kVdc   |

## 7 THICKNESS CODE

| Size Code (inch/mm) | Code | Thickness | Tolerance  | Size Code (inch/mm) | Code      | Thickness | Tolerance |
|---------------------|------|-----------|------------|---------------------|-----------|-----------|-----------|
| 01005/0402          | 2    | 0.20      | ±0.02      | 1210/3225           | C         | 0.85      | ±0.10*    |
| 0201/0603           | 3    | 0.30      | ±0.03      |                     | 9         | 0.90      | ±0.10*    |
| 0402/1005           | 3    | 0.30      | ±0.03*     |                     | F         | 1.25      | ±0.20     |
|                     | 5    | 0.50      | ±0.05      |                     | S         | 1.35      | ±0.15*    |
| 0603/1608           | 5    | 0.50      | +0.0/-0.1* |                     | H         | 1.60      | ±0.20     |
|                     | 8    | 0.80      | ±0.10      |                     | U         | 1.80      | ±0.20*    |
| 0805/2012           | A    | 0.65      | ±0.10      |                     | I         | 2.00      | ±0.20     |
|                     | C    | 0.85      | ±0.10*     |                     | J         | 2.50      | ±0.20     |
|                     | C    | 0.85      | ±0.10      |                     | V         | 2.50      | ±0.30     |
|                     | M    | 1.15      | ±0.10      |                     | 1808/4520 | F         | 1.25      |
|                     | F    | 1.25      | ±0.10      | G                   |           | 1.40      | ±0.20     |
|                     | Q    | 1.25      | ±0.15      | I                   |           | 2.00      | ±0.20     |
| 1206/3216           | Y    | 1.25      | ±0.20      | 1812/4532           | F         | 1.25      | ±0.20     |
|                     | C    | 0.85      | ±0.15      |                     | H         | 1.60      | ±0.20     |
|                     | C    | 0.85      | ±0.10*     |                     | I         | 2.00      | ±0.20     |
|                     | E    | 1.10      | ±0.15      |                     | J         | 2.50      | ±0.20     |
|                     | E    | 1.10      | ±0.10*     | L                   | 3.20      | ±0.30     |           |
|                     | P    | 1.15      | ±0.10*     | 2220/5750           | H         | 1.60      | ±0.20     |
|                     | M    | 1.15      | ±0.15      |                     | I         | 2.00      | ±0.20     |
|                     | F    | 1.25      | ±0.15      |                     | J         | 2.50      | ±0.20     |
| H                   | 1.6  | ±0.20     | L          |                     | 3.20      | ±0.30     |           |

\* Mark is only applicable to "L","Y","F", 12th code in part number.

# Part Numbering

## 8 INNER ELECTRODE/TERMINATION/PLATING CODE

| Code | Thickness division | Inner electrode | Termination  | Plating material |
|------|--------------------|-----------------|--------------|------------------|
| N    | Normal             | Ni              | Cu           | Ni / Sn _100%    |
| G    | Normal             | Cu              | Cu           | Ni / Sn _100%    |
| S    | Normal             | Ni              | Metal Epoxy  | Ni / Sn _100%    |
| C    | Normal             | Ni              | Control Code | Ni / Sn _100%    |
| L    | Low profile        | Ni              | Cu           | Ni / Sn _100%    |
| Y    | Low profile        | Ni              | Metal Epoxy  | Ni / Sn _100%    |
| Z    | Normal             | Ni              | Metal Epoxy  | Ni / Sn _100%    |
| F    | Low profile        | Ni              | Metal Epoxy  | Ni / Sn _100%    |

## 9 PRODUCT CODE OR SIZE CONTROL CODE

N=Normal

A=Array (2-element)

B=Array (4-element)

L=LICC (Low Inductance Ceramic Capacitor)

J=SLIC (Super Low Inductance Capacitor)

(Unit : inch/mm)

| Code | Size | 01005/0402 | 0201/0603 | 0402/1005 | 0603/1608 | 0805/2012 | 1206/3216 |
|------|------|------------|-----------|-----------|-----------|-----------|-----------|
| S    |      | ±0.03      | ±0.05     | ±0.07     | ±0.07     |           | ±0.30     |
| Q    |      | ±0.05      | ±0.07     | ±0.10     | ±0.15     | ±0.15     |           |
| R    |      | ±0.07      | ±0.09     | ±0.15     | ±0.20     | ±0.20     |           |
| U    |      | ±0.09      |           | ±0.20     | ±0.25     | ±0.25     |           |
| Z    |      |            |           | ±0.40     | ±0.30     | ±0.30     |           |
| 9    |      |            |           | ±0.30     |           |           |           |

## 10 CONTROL CODE

N= Reserved for future use

## 11 PACKAGING CODE

### Cardboard Tape (paper)

| Code  | Taping Type                         |
|-------|-------------------------------------|
| 8/C/H | Normal, 7"reel (Quantity option)    |
| J     | 1mm Pitch, 7"reel                   |
| Z     | Chip aligned for horizontal, 7"reel |
| Y     | Chip aligned for vertical, 7"reel   |
| O     | Normal, 10"reel                     |
| 3/D/L | Normal, 13"reel (Quantity option)   |
| 2     | 1mm Pitch, 13"reel                  |
| 7     | Chip aligned for vertical, 13"reel  |

### Embossed Tape (plastic)

| Code | Taping Type                         |
|------|-------------------------------------|
| E/G  | Normal, 7"reel (Quantity option)    |
| R    | Chip aligned for horizontal, 7"reel |
| W    | Chip aligned for vertical, 7"reel   |
| S    | Normal, 10"reel                     |
| F    | Normal, 13"reel (Quantity option)   |



# Reliability Level Description

| Reliability Level      | Standard                   | High Level I               | High Level II              | AEC-Q200                         |
|------------------------|----------------------------|----------------------------|----------------------------|----------------------------------|
| AEC-Q200               | N/A                        | N/A                        | N/A                        | Guarantee                        |
| Humidity Test          | 40°C, 95%RH,<br>1Vr, 500h  | 65°C, 90%RH,<br>1Vr, 500h  | 85°C, 85%RH,<br>1Vr, 1000h | 85°C, 85%RH,<br>1.3~1.5Vr, 1000h |
| High Temp Load<br>Test | Max. Temp,<br>1.0Vr, 1000h | Max. Temp,<br>1.5Vr, 1000h | Max. Temp,<br>1.5Vr, 1000h | Max. Temp,<br>2Vr, 1000h         |
| Board Flex             | 1mm                        | 1mm                        | 2mm                        | 2mm                              |
| Temp. Cycling          | 5cycle                     | 5cycle                     | 1000cycle                  | 1000cycle                        |

- \* 1. The part marked 'derating' is less than 150% of rated voltage in the durability and operational life test.
- \* 2. perform 2mm bending outgoing test.
- \* 3. Some of the parts are applicable in rated voltage × 150% or × 120%. Please refer to individual specifications.
- \* 4. Some of parts are 3mm bending guaranteed. Please refer to individual specifications.

# Normal Capacitors\_Standard

Normal  
Standard

## Features

- A Normal MLCC temporarily charges and reduces noise in electronic circuits, and is the most broadly available chip-type capacitor.
- The product line allows realization of various sizes and a wide range of capacitance.
- It also has the structural capacity to mount chips on a PCB at a high speed.



- ① Ceramic Body
- ② Electrode (Ni/Cu\*)
- ③ Plating (Ni)
- ④ Termination (Cu or Cu+Metal Epoxy)
- ⑤ Plating (Sn)

\* Internal Cu electrode is only applied to limited products.

### Wide Selection of Size & Wide Capacitance Range

Products offered with various sizes and a wide range of capacities

### Excellent DC Bias Characteristics

Capacitor with Excellent DC Bias Characteristics

### High Speed Automatic Chip Placement on PCBs

Chip Mountable on PCB at High Speed

## Application

- Smart Phone, PC, HDD/SSD Board, Tablet, Display, Game Machine, DC-DC Converter

## Structure and Dimensions



| Size Code | Dimension (mm) |            |            |           | EIA (inch) |
|-----------|----------------|------------|------------|-----------|------------|
|           | L              | W          | T          | BW        |            |
| 02        | 0.40±0.02      | 0.20±0.02  | 0.20±0.02  | 0.1±0.03  | 01005      |
| 05025     | 0.50±0.025     | 0.25±0.025 | 0.25±0.025 | 0.13±0.04 | 015008     |
| 03        | 0.60±0.03      | 0.30±0.03  | 0.30±0.03  | 0.15±0.05 | 0201       |
|           | 0.60±0.05      | 0.30±0.05  | 0.30±0.05  |           |            |
|           | 0.60±0.09      | 0.30±0.09  | 0.50±0.05  |           |            |
|           | 0.60±0.09      | 0.30±0.09  | 0.30±0.09  |           |            |
| 05        | 1.00±0.05      | 0.50±0.05  | 0.50±0.05  | 0.25±0.10 | 0402       |
|           | 1.00±0.05      | 0.50±0.05  | 0.30±0.03  |           |            |
|           | 1.00±0.05      | 0.50±0.05  | 0.20±0.02  |           |            |
|           | 1.00±0.07      | 0.50±0.07  | 0.50±0.07  |           |            |
|           | 1.00±0.10      | 0.50±0.10  | 0.50±0.10  |           |            |
|           | 1.00±0.10      | 0.50±0.10  | 0.30±0.03  |           |            |
|           | 1.00±0.15      | 0.50±0.15  | 0.50±0.15  |           |            |
|           | 1.00±0.15      | 0.50±0.15  | 0.30±0.03  |           |            |
|           | 1.00±0.20      | 0.50±0.20  | 0.50±0.20  |           |            |
|           | 1.00±0.20      | 0.50±0.25  | 0.70±0.10  |           |            |
|           | 1.00±0.20      | 0.50±0.20  | 0.60±0.20  |           |            |
|           | 1.00±0.20      | 0.50±0.20  | 0.50±0.05  |           |            |
|           | 1.15±0.05      | 0.70±0.05  | 0.70±0.05  |           |            |



# Normal Capacitors\_Standard

| Size Code | Dimension (mm) |           |                 | BW           | EIA (inch) |
|-----------|----------------|-----------|-----------------|--------------|------------|
|           | L              | W         | T               |              |            |
| 10        | 1.60±0.10      | 0.80±0.10 | 0.80±0.10       | 0.30±0.20    | 0603       |
|           | 1.60±0.10      | 0.80±0.10 | 0.50+0.00/-0.10 |              |            |
|           | 1.60±0.15      | 0.80±0.15 | 0.80±0.15       |              |            |
|           | 1.60±0.20      | 0.80±0.20 | 0.80±0.20       |              |            |
|           | 1.60±0.20      | 0.80±0.20 | 0.80±0.20       |              |            |
|           | 1.60±0.20      | 0.80±0.20 | 0.70±0.20       |              |            |
|           | 1.60±0.25      | 0.80±0.25 | 0.70±0.10       |              |            |
|           | 1.60±0.25      | 0.80±0.25 | 0.80±0.25       |              |            |
|           | 1.60±0.30      | 0.80±0.30 | 0.70±0.10       |              |            |
|           | 1.60±0.30      | 0.80±0.30 | 0.80±0.30       |              |            |
|           | 1.60±0.30      | 0.80±0.30 | 0.50±0.30       |              |            |
| 21        | 1.80±0.10      | 1.00±0.10 | 0.70±0.10       | 0.5+0.2/-0.3 | 0805       |
|           | 2.00±0.10      | 1.25±0.10 | 0.65±0.10       |              |            |
|           | 2.00±0.10      | 1.25±0.10 | 0.85±0.10       |              |            |
|           | 2.00±0.10      | 1.25±0.10 | 0.90±0.10       |              |            |
|           | 2.00±0.10      | 1.25±0.10 | 1.25±0.10       |              |            |
|           | 2.00±0.15      | 1.25±0.15 | 0.85±0.10       |              |            |
|           | 2.00±0.15      | 1.25±0.15 | 1.25±0.15       |              |            |
|           | 2.00±0.20      | 1.25±0.20 | 0.70±0.10       |              |            |
|           | 2.00±0.20      | 1.25±0.20 | 0.80±0.10       |              |            |
|           | 2.00±0.20      | 1.25±0.20 | 0.85±0.10       |              |            |
|           | 2.00±0.20      | 1.25±0.20 | 0.90±0.10       |              |            |
| 31        | 2.00±0.20      | 1.25±0.20 | 1.10±0.10       | 0.50±0.30    | 1206       |
|           | 2.00±0.20      | 1.25±0.20 | 1.25±0.20       |              |            |
|           | 3.20±0.15      | 1.60±0.15 | 0.85±0.15       |              |            |
|           | 3.20±0.15      | 1.60±0.15 | 1.25±0.15       |              |            |
|           | 3.20±0.20      | 1.60±0.20 | 0.85±0.10       |              |            |
|           | 3.20±0.20      | 1.60±0.20 | 0.90±0.10       |              |            |
| 32        | 3.20±0.20      | 1.60±0.20 | 1.15±0.10       | 0.60±0.30    | 1210       |
|           | 3.20±0.20      | 1.60±0.20 | 1.15±0.15       |              |            |
|           | 3.20±0.20      | 1.60±0.20 | 1.60±0.20       |              |            |
|           | 3.20±0.30      | 2.50±0.20 | 0.85±0.10       |              |            |
|           | 3.20±0.30      | 2.50±0.20 | 1.25±0.20       |              |            |
|           | 3.20±0.30      | 2.50±0.20 | 1.35±0.15       |              |            |
|           | 3.20±0.30      | 2.50±0.20 | 1.40±0.20       |              |            |
|           | 3.20±0.30      | 2.50±0.20 | 1.60±0.10       |              |            |
|           | 3.20±0.30      | 2.50±0.20 | 1.60±0.20       |              |            |
|           | 3.20±0.30      | 2.50±0.20 | 1.80±0.20       |              |            |
| 43        | 3.20±0.30      | 2.50±0.20 | 2.50±0.20       | 0.80±0.30    | 1812       |
|           | 3.20±0.30      | 2.50±0.20 | 2.00±0.20       |              |            |
|           | 3.20±0.40      | 2.50±0.30 | 2.50±0.20       |              |            |
|           | 3.20±0.40      | 2.50±0.30 | 2.50±0.30       |              |            |
|           | 4.50±0.40      | 3.20±0.30 | 1.60±0.20       |              |            |



# Normal Capacitors\_Standard

## Capacitance Table (COG)

| Category | TCC         | Size Code (inch/mm) | Rated Voltage (Vdc) | Capacitance |   |    |     |   |    |     |   |    | Capacitance Range |     |   |              |               |               |               |
|----------|-------------|---------------------|---------------------|-------------|---|----|-----|---|----|-----|---|----|-------------------|-----|---|--------------|---------------|---------------|---------------|
|          |             |                     |                     | pF          |   |    | nF  |   |    | uF  |   |    |                   |     |   |              |               |               |               |
|          |             |                     |                     | 0.1         | 1 | 10 | 100 | 1 | 10 | 100 | 1 | 10 |                   | 100 |   |              |               |               |               |
| Normal   | COG (125°C) | 008004/0201         | 16                  | █           |   |    |     |   |    |     |   |    |                   |     |   | 0.2pF - 56pF |               |               |               |
|          |             |                     | 25                  | █           |   |    |     |   |    |     |   |    |                   |     |   |              | 0.2pF - 56pF  |               |               |
|          |             | 01005/0402          | 6.3                 |             |   |    | █   |   |    |     |   |    |                   |     |   |              | 100pF - 100pF |               |               |
|          |             |                     | 10                  |             |   |    | █   |   |    |     |   |    |                   |     |   |              | 150pF - 150pF |               |               |
|          |             |                     | 16                  |             |   | █  | █   |   |    |     |   |    |                   |     |   |              | 8.2pF - 150pF |               |               |
|          |             |                     | 25                  |             | █ | █  | █   |   |    |     |   |    |                   |     |   |              | 1pF - 220pF   |               |               |
|          |             | 0201/0603           | 50                  |             |   |    | █   |   |    |     |   |    |                   |     |   |              | 100pF - 100pF |               |               |
|          |             |                     | 25                  | █           | █ | █  | █   |   |    |     |   |    |                   |     |   |              | 0.2pF - 100pF |               |               |
|          |             |                     | 100                 |             |   |    | █   |   |    |     |   |    |                   |     |   |              | 100pF - 100pF |               |               |
|          |             | 0402/1005           | 16                  |             |   |    |     | █ | █  |     |   |    |                   |     |   |              | 100pF - 1nF   |               |               |
|          |             |                     | 25                  |             |   |    | █   | █ | █  |     |   |    |                   |     |   |              | 20pF - 1nF    |               |               |
|          |             |                     | 50                  |             | █ | █  | █   | █ | █  |     |   |    |                   |     |   |              | 1pF - 4.7nF   |               |               |
|          |             |                     | 100                 |             |   |    | █   | █ | █  |     |   |    |                   |     |   |              | 12pF - 1nF    |               |               |
|          |             | 0603/1608           | 16                  |             |   |    |     |   |    | █   | █ |    |                   |     |   |              | 1nF - 2.2nF   |               |               |
|          |             |                     | 25                  |             |   |    |     |   |    | █   | █ |    |                   |     |   |              | 560pF - 4.7nF |               |               |
|          |             |                     | 50                  |             |   | █  | █   | █ | █  | █   | █ |    |                   |     |   |              | 4.7pF - 5.6nF |               |               |
|          |             |                     | 100                 |             |   |    |     | █ | █  | █   | █ |    |                   |     |   |              | 10pF - 3.9nF  |               |               |
|          |             |                     | 200                 |             |   |    |     |   |    | █   |   |    |                   |     |   |              | 220pF - 220pF |               |               |
|          |             | 0805/2012           | 250                 |             |   |    |     |   |    |     | █ |    |                   |     |   |              | 470pF - 470pF |               |               |
|          |             |                     | 25                  |             |   |    |     |   |    |     | █ | █  |                   |     |   |              | 3.3nF - 10nF  |               |               |
|          |             |                     | 50                  |             |   |    |     |   |    |     | █ | █  | █                 |     |   |              | 10pF - 15nF   |               |               |
|          |             |                     | 100                 |             |   |    |     |   |    |     | █ | █  | █                 |     |   |              | 12pF - 3.9nF  |               |               |
|          |             |                     | 200                 |             |   |    |     |   |    |     | █ | █  | █                 |     |   |              | 18pF - 1nF    |               |               |
|          |             | 1206/3216           | 250                 |             |   |    |     |   |    |     | █ | █  |                   |     |   |              | 1nF - 10nF    |               |               |
|          |             |                     | 16                  |             |   |    |     |   |    |     |   | █  | █                 |     |   |              | 15nF - 120nF  |               |               |
|          |             |                     | 25                  |             |   |    |     |   |    |     |   | █  | █                 |     |   |              | 10nF - 100nF  |               |               |
|          |             |                     | 50                  |             |   |    |     |   |    |     |   | █  | █                 | █   |   |              | 10pF - 47nF   |               |               |
|          |             |                     | 100                 |             |   |    |     |   |    |     |   | █  | █                 | █   |   |              | 20pF - 22nF   |               |               |
|          |             |                     | 200                 |             |   |    |     |   |    |     |   |    | █                 | █   |   |              | 220pF - 1nF   |               |               |
|          |             |                     | 250                 |             |   |    |     |   |    |     |   |    |                   | █   | █ |              | 2.2nF - 22nF  |               |               |
|          |             |                     | 500                 |             |   |    |     |   |    |     |   |    |                   |     | █ | █            | 10pF - 2.2nF  |               |               |
|          |             |                     | 630                 |             |   |    |     |   |    |     |   |    |                   |     |   | █            | █             | 10pF - 10nF   |               |
|          |             |                     | 1000                |             |   |    |     |   |    |     |   |    |                   |     |   | █            | █             | 10pF - 1nF    |               |
|          |             | 1210/3225           | 2000                |             |   |    |     |   |    |     |   |    |                   |     |   | █            | █             | 15pF - 100pF  |               |
|          |             |                     | 25                  |             |   |    |     |   |    |     |   |    |                   |     |   |              | █             | █             | 10nF - 10nF   |
|          |             |                     | 50                  |             |   |    |     |   |    |     |   |    |                   |     |   |              | █             | █             | 1.8nF - 22nF  |
|          |             |                     | 100                 |             |   |    |     |   |    |     |   |    |                   |     |   |              | █             | █             | 33nF - 47nF   |
|          |             |                     | 500                 |             |   |    |     |   |    |     |   |    |                   |     |   |              | █             | █             | 680pF - 1.8nF |
|          |             |                     | 630                 |             |   |    |     |   |    |     |   |    |                   |     |   |              | █             | █             | 1.8nF - 33nF  |
|          |             | 2000                |                     |             |   |    |     |   |    |     |   |    |                   |     |   | █            | █             | 100pF - 100pF |               |







# Normal Capacitors\_Standard

## Capacitance Table (X7R)

| Category | TCC         | Size Code (inch/mm) | Rated Voltage (Vdc) | Capacitance |   |    |     |   |    |     |   |    |     | Capacitance Range |             |               |               |               |
|----------|-------------|---------------------|---------------------|-------------|---|----|-----|---|----|-----|---|----|-----|-------------------|-------------|---------------|---------------|---------------|
|          |             |                     |                     | pF          |   |    | nF  |   |    | uF  |   |    |     |                   |             |               |               |               |
|          |             |                     |                     | 0.1         | 1 | 10 | 100 | 1 | 10 | 100 | 1 | 10 | 100 |                   |             |               |               |               |
| Normal   | X7R (125°C) | 01005/0402          | 10                  |             |   |    |     |   |    |     |   |    |     |                   |             | 100pF - 1nF   |               |               |
|          |             |                     | 16                  |             |   |    |     |   |    |     |   |    |     |                   |             |               | 330pF - 330pF |               |
|          |             | 0201/0603           | 6.3                 |             |   |    |     |   |    |     |   |    |     |                   |             |               |               | 2.2nF - 10nF  |
|          |             |                     | 10                  |             |   |    |     |   |    |     |   |    |     |                   |             |               |               | 1nF - 100nF   |
|          |             |                     | 16                  |             |   |    |     |   |    |     |   |    |     |                   |             |               |               | 150pF - 10nF  |
|          |             | 0402/1005           | 25                  |             |   |    |     |   |    |     |   |    |     |                   |             |               |               | 120pF - 1.8nF |
|          |             |                     | 6.3                 |             |   |    |     |   |    |     |   |    |     |                   |             |               |               | 100nF - 1uF   |
|          |             |                     | 10                  |             |   |    |     |   |    |     |   |    |     |                   |             |               |               | 22nF - 470nF  |
|          |             |                     | 16                  |             |   |    |     |   |    |     |   |    |     |                   |             |               |               | 820pF - 220nF |
|          |             |                     | 25                  |             |   |    |     |   |    |     |   |    |     |                   |             |               |               | 560pF - 220nF |
|          |             | 0603/1608           | 50                  |             |   |    |     |   |    |     |   |    |     |                   |             |               |               | 150pF - 100nF |
|          |             |                     | 100                 |             |   |    |     |   |    |     |   |    |     |                   |             |               |               | 220pF - 220pF |
|          |             |                     | 6.3                 |             |   |    |     |   |    |     |   |    |     |                   |             |               |               | 470nF - 10uF  |
|          |             |                     | 10                  |             |   |    |     |   |    |     |   |    |     |                   |             |               |               | 220nF - 2.2uF |
|          |             |                     | 16                  |             |   |    |     |   |    |     |   |    |     |                   |             |               |               | 10nF - 1uF    |
|          |             | 0805/2012           | 25                  |             |   |    |     |   |    |     |   |    |     |                   |             |               |               | 4.7nF - 1uF   |
|          |             |                     | 50                  |             |   |    |     |   |    |     |   |    |     |                   |             |               |               | 100pF - 1uF   |
|          |             |                     | 100                 |             |   |    |     |   |    |     |   |    |     |                   |             |               |               | 1nF - 100nF   |
|          |             |                     | 6.3                 |             |   |    |     |   |    |     |   |    |     |                   |             |               |               | 10uF - 10uF   |
|          |             |                     | 10                  |             |   |    |     |   |    |     |   |    |     |                   |             |               |               | 680nF - 10uF  |
|          |             | 1206/3216           | 16                  |             |   |    |     |   |    |     |   |    |     |                   |             |               |               | 100nF - 10uF  |
|          |             |                     | 25                  |             |   |    |     |   |    |     |   |    |     |                   |             |               |               | 1nF - 4.7uF   |
|          |             |                     | 50                  |             |   |    |     |   |    |     |   |    |     |                   |             |               |               | 100pF - 1uF   |
|          |             |                     | 100                 |             |   |    |     |   |    |     |   |    |     |                   |             |               |               | 220pF - 220nF |
|          |             |                     | 200                 |             |   |    |     |   |    |     |   |    |     |                   |             |               |               | 220pF - 10nF  |
|          |             |                     | 250                 |             |   |    |     |   |    |     |   |    |     |                   |             |               |               | 1nF - 10nF    |
|          |             |                     | 6.3                 |             |   |    |     |   |    |     |   |    |     |                   |             |               |               | 10uF - 22uF   |
|          |             |                     | 10                  |             |   |    |     |   |    |     |   |    |     |                   |             |               |               | 1.2uF - 22uF  |
|          |             | 1210/3225           | 16                  |             |   |    |     |   |    |     |   |    |     |                   |             |               |               | 330nF - 10uF  |
|          |             |                     | 25                  |             |   |    |     |   |    |     |   |    |     |                   |             |               |               | 220nF - 10uF  |
|          |             |                     | 35                  |             |   |    |     |   |    |     |   |    |     |                   |             |               |               | 10uF - 10uF   |
|          |             |                     | 50                  |             |   |    |     |   |    |     |   |    |     |                   |             |               |               | 220pF - 10uF  |
|          |             |                     | 100                 |             |   |    |     |   |    |     |   |    |     |                   |             |               |               | 2.2nF - 2.2uF |
|          |             |                     | 200                 |             |   |    |     |   |    |     |   |    |     |                   |             |               |               | 470pF - 100nF |
|          |             |                     | 250                 |             |   |    |     |   |    |     |   |    |     |                   |             |               |               | 33nF - 100nF  |
|          |             |                     | 350                 |             |   |    |     |   |    |     |   |    |     |                   |             |               |               | 33nF - 33nF   |
|          |             |                     | 500                 |             |   |    |     |   |    |     |   |    |     |                   |             |               |               | 220pF - 33nF  |
|          |             |                     | 630                 |             |   |    |     |   |    |     |   |    |     |                   |             |               |               | 330pF - 33nF  |
|          |             | *X7R(S) (125°C)     | 1000                |             |   |    |     |   |    |     |   |    |     |                   |             |               |               | 680pF - 2.2nF |
|          |             |                     | 2000                |             |   |    |     |   |    |     |   |    |     |                   |             |               |               | 1nF - 1nF     |
| 6.3      |             |                     |                     |             |   |    |     |   |    |     |   |    |     |                   |             | 47uF - 47uF   |               |               |
| 10       |             |                     |                     |             |   |    |     |   |    |     |   |    |     |                   |             | 10uF - 47uF   |               |               |
| 16       |             |                     |                     |             |   |    |     |   |    |     |   |    |     |                   |             | 10uF - 22uF   |               |               |
| 25       |             |                     |                     |             |   |    |     |   |    |     |   |    |     |                   |             | 1uF - 22uF    |               |               |
| 35       |             |                     |                     |             |   |    |     |   |    |     |   |    |     |                   |             | 10uF - 10uF   |               |               |
| 50       |             |                     |                     |             |   |    |     |   |    |     |   |    |     |                   |             | 150nF - 10uF  |               |               |
| 100      |             |                     |                     |             |   |    |     |   |    |     |   |    |     |                   |             | 1uF - 2.2uF   |               |               |
| 250      |             |                     |                     |             |   |    |     |   |    |     |   |    |     |                   |             | 100nF - 100nF |               |               |
| 500      |             |                     |                     |             |   |    |     |   |    |     |   |    |     |                   | 10nF - 10nF |               |               |               |

\* X7R(S) = X7R (DC Bias 0.5Vr TCC)







# Normal Capacitors\_Standard

Size Code (inch/mm) : 008004/0201

| No. | Thickness Max. (mm) | Rated Voltage (Vdc) | TCC | Capacitance | Capacitance Tolerance | Part Number     |
|-----|---------------------|---------------------|-----|-------------|-----------------------|-----------------|
| 26  | 0.138               | 16                  | COG | 1.8pF       | ±0.25pF               | CLR1C1R8CO1INN# |
| 27  | 0.138               | 16                  | COG | 1.9pF       | ±0.1pF                | CLR1C1R9BO1INN# |
| 28  | 0.138               | 16                  | COG | 1.9pF       | ±0.25pF               | CLR1C1R9CO1INN# |
| 29  | 0.138               | 16                  | COG | 2pF         | ±0.1pF                | CLR1C020BO1INN# |
| 30  | 0.138               | 16                  | COG | 2pF         | ±0.25pF               | CLR1C020CO1INN# |
| 31  | 0.138               | 16                  | COG | 2.1pF       | ±0.1pF                | CLR1C2R1BO1INN# |
| 32  | 0.138               | 16                  | COG | 2.1pF       | ±0.25pF               | CLR1C2R1CO1INN# |
| 33  | 0.138               | 16                  | COG | 2.2pF       | ±0.1pF                | CLR1C2R2BO1INN# |
| 34  | 0.138               | 16                  | COG | 2.2pF       | ±0.25pF               | CLR1C2R2CO1INN# |
| 35  | 0.138               | 16                  | COG | 2.3pF       | ±0.1pF                | CLR1C2R3BO1INN# |
| 36  | 0.138               | 16                  | COG | 2.3pF       | ±0.25pF               | CLR1C2R3CO1INN# |
| 37  | 0.138               | 16                  | COG | 2.4pF       | ±0.1pF                | CLR1C2R4BO1INN# |
| 38  | 0.138               | 16                  | COG | 2.4pF       | ±0.25pF               | CLR1C2R4CO1INN# |
| 39  | 0.138               | 16                  | COG | 2.5pF       | ±0.1pF                | CLR1C2R5BO1INN# |
| 40  | 0.138               | 16                  | COG | 2.5pF       | ±0.25pF               | CLR1C2R5CO1INN# |
| 41  | 0.138               | 16                  | COG | 2.6pF       | ±0.1pF                | CLR1C2R6BO1INN# |
| 42  | 0.138               | 16                  | COG | 2.6pF       | ±0.25pF               | CLR1C2R6CO1INN# |
| 43  | 0.138               | 16                  | COG | 2.7pF       | ±0.1pF                | CLR1C2R7BO1INN# |
| 44  | 0.138               | 16                  | COG | 2.7pF       | ±0.25pF               | CLR1C2R7CO1INN# |
| 45  | 0.138               | 16                  | COG | 2.8pF       | ±0.1pF                | CLR1C2R8BO1INN# |
| 46  | 0.138               | 16                  | COG | 2.8pF       | ±0.25pF               | CLR1C2R8CO1INN# |
| 47  | 0.138               | 16                  | COG | 2.9pF       | ±0.1pF                | CLR1C2R9BO1INN# |
| 48  | 0.138               | 16                  | COG | 2.9pF       | ±0.25pF               | CLR1C2R9CO1INN# |
| 49  | 0.138               | 16                  | COG | 3pF         | ±0.1pF                | CLR1C030BO1INN# |
| 50  | 0.138               | 16                  | COG | 3pF         | ±0.25pF               | CLR1C030CO1INN# |
| 51  | 0.138               | 16                  | COG | 3.1pF       | ±0.1pF                | CLR1C3R1BO1INN# |
| 52  | 0.138               | 16                  | COG | 3.1pF       | ±0.25pF               | CLR1C3R1CO1INN# |
| 53  | 0.138               | 16                  | COG | 3.2pF       | ±0.1pF                | CLR1C3R2BO1INN# |
| 54  | 0.138               | 16                  | COG | 3.2pF       | ±0.25pF               | CLR1C3R2CO1INN# |
| 55  | 0.138               | 16                  | COG | 3.3pF       | ±0.1pF                | CLR1C3R3BO1INN# |
| 56  | 0.138               | 16                  | COG | 3.3pF       | ±0.25pF               | CLR1C3R3CO1INN# |
| 57  | 0.138               | 16                  | COG | 3.4pF       | ±0.1pF                | CLR1C3R4BO1INN# |
| 58  | 0.138               | 16                  | COG | 3.4pF       | ±0.25pF               | CLR1C3R4CO1INN# |
| 59  | 0.138               | 16                  | COG | 3.5pF       | ±0.1pF                | CLR1C3R5BO1INN# |
| 60  | 0.138               | 16                  | COG | 3.5pF       | ±0.25pF               | CLR1C3R5CO1INN# |
| 61  | 0.138               | 16                  | COG | 3.6pF       | ±0.1pF                | CLR1C3R6BO1INN# |
| 62  | 0.138               | 16                  | COG | 3.6pF       | ±0.25pF               | CLR1C3R6CO1INN# |
| 63  | 0.138               | 16                  | COG | 3.7pF       | ±0.1pF                | CLR1C3R7BO1INN# |
| 64  | 0.138               | 16                  | COG | 3.7pF       | ±0.25pF               | CLR1C3R7CO1INN# |
| 65  | 0.138               | 16                  | COG | 3.8pF       | ±0.1pF                | CLR1C3R8BO1INN# |
| 66  | 0.138               | 16                  | COG | 3.8pF       | ±0.25pF               | CLR1C3R8CO1INN# |
| 67  | 0.138               | 16                  | COG | 3.9pF       | ±0.1pF                | CLR1C3R9BO1INN# |
| 68  | 0.138               | 16                  | COG | 3.9pF       | ±0.25pF               | CLR1C3R9CO1INN# |
| 69  | 0.138               | 16                  | COG | 4pF         | ±0.1pF                | CLR1C040BO1INN# |
| 70  | 0.138               | 16                  | COG | 4pF         | ±0.25pF               | CLR1C040CO1INN# |



# Normal Capacitors\_Standard

Size Code (inch/mm) : 008004/0201

| No. | Thickness Max. (mm) | Rated Voltage (Vdc) | TCC | Capacitance | Capacitance Tolerance | Part Number     |
|-----|---------------------|---------------------|-----|-------------|-----------------------|-----------------|
| 71  | 0.138               | 16                  | COG | 4.1pF       | ±0.1pF                | CLR1C4R1B01INN# |
| 72  | 0.138               | 16                  | COG | 4.1pF       | ±0.25pF               | CLR1C4R1C01INN# |
| 73  | 0.138               | 16                  | COG | 4.2pF       | ±0.1pF                | CLR1C4R2B01INN# |
| 74  | 0.138               | 16                  | COG | 4.2pF       | ±0.25pF               | CLR1C4R2C01INN# |
| 75  | 0.138               | 16                  | COG | 4.3pF       | ±0.1pF                | CLR1C4R3B01INN# |
| 76  | 0.138               | 16                  | COG | 4.3pF       | ±0.25pF               | CLR1C4R3C01INN# |
| 77  | 0.138               | 16                  | COG | 4.4pF       | ±0.1pF                | CLR1C4R4B01INN# |
| 78  | 0.138               | 16                  | COG | 4.4pF       | ±0.25pF               | CLR1C4R4C01INN# |
| 79  | 0.138               | 16                  | COG | 4.5pF       | ±0.1pF                | CLR1C4R5B01INN# |
| 80  | 0.138               | 16                  | COG | 4.5pF       | ±0.25pF               | CLR1C4R5C01INN# |
| 81  | 0.138               | 16                  | COG | 4.6pF       | ±0.1pF                | CLR1C4R6B01INN# |
| 82  | 0.138               | 16                  | COG | 4.6pF       | ±0.25pF               | CLR1C4R6C01INN# |
| 83  | 0.138               | 16                  | COG | 4.7pF       | ±0.1pF                | CLR1C4R7B01INN# |
| 84  | 0.138               | 16                  | COG | 4.7pF       | ±0.25pF               | CLR1C4R7C01INN# |
| 85  | 0.138               | 16                  | COG | 4.8pF       | ±0.1pF                | CLR1C4R8B01INN# |
| 86  | 0.138               | 16                  | COG | 4.8pF       | ±0.25pF               | CLR1C4R8C01INN# |
| 87  | 0.138               | 16                  | COG | 4.9pF       | ±0.1pF                | CLR1C4R9B01INN# |
| 88  | 0.138               | 16                  | COG | 4.9pF       | ±0.25pF               | CLR1C4R9C01INN# |
| 89  | 0.138               | 16                  | COG | 5pF         | ±0.1pF                | CLR1C050B01INN# |
| 90  | 0.138               | 16                  | COG | 5pF         | ±0.25pF               | CLR1C050C01INN# |
| 91  | 0.138               | 16                  | COG | 5.1pF       | ±0.1pF                | CLR1C5R1B01INN# |
| 92  | 0.138               | 16                  | COG | 5.1pF       | ±0.25pF               | CLR1C5R1C01INN# |
| 93  | 0.138               | 16                  | COG | 5.1pF       | ±0.5pF                | CLR1C5R1D01INN# |
| 94  | 0.138               | 16                  | COG | 5.2pF       | ±0.1pF                | CLR1C5R2B01INN# |
| 95  | 0.138               | 16                  | COG | 5.2pF       | ±0.25pF               | CLR1C5R2C01INN# |
| 96  | 0.138               | 16                  | COG | 5.2pF       | ±0.5pF                | CLR1C5R2D01INN# |
| 97  | 0.138               | 16                  | COG | 5.3pF       | ±0.1pF                | CLR1C5R3B01INN# |
| 98  | 0.138               | 16                  | COG | 5.3pF       | ±0.25pF               | CLR1C5R3C01INN# |
| 99  | 0.138               | 16                  | COG | 5.3pF       | ±0.5pF                | CLR1C5R3D01INN# |
| 100 | 0.138               | 16                  | COG | 5.4pF       | ±0.1pF                | CLR1C5R4B01INN# |
| 101 | 0.138               | 16                  | COG | 5.4pF       | ±0.25pF               | CLR1C5R4C01INN# |
| 102 | 0.138               | 16                  | COG | 5.4pF       | ±0.5pF                | CLR1C5R4D01INN# |
| 103 | 0.138               | 16                  | COG | 5.5pF       | ±0.1pF                | CLR1C5R5B01INN# |
| 104 | 0.138               | 16                  | COG | 5.5pF       | ±0.25pF               | CLR1C5R5C01INN# |
| 105 | 0.138               | 16                  | COG | 5.5pF       | ±0.5pF                | CLR1C5R5D01INN# |
| 106 | 0.138               | 16                  | COG | 5.6pF       | ±0.1pF                | CLR1C5R6B01INN# |
| 107 | 0.138               | 16                  | COG | 5.6pF       | ±0.25pF               | CLR1C5R6C01INN# |
| 108 | 0.138               | 16                  | COG | 5.6pF       | ±0.5pF                | CLR1C5R6D01INN# |
| 109 | 0.138               | 16                  | COG | 5.7pF       | ±0.1pF                | CLR1C5R7B01INN# |
| 110 | 0.138               | 16                  | COG | 5.7pF       | ±0.25pF               | CLR1C5R7C01INN# |
| 111 | 0.138               | 16                  | COG | 5.7pF       | ±0.5pF                | CLR1C5R7D01INN# |
| 112 | 0.138               | 16                  | COG | 5.8pF       | ±0.1pF                | CLR1C5R8B01INN# |
| 113 | 0.138               | 16                  | COG | 5.8pF       | ±0.25pF               | CLR1C5R8C01INN# |
| 114 | 0.138               | 16                  | COG | 5.8pF       | ±0.5pF                | CLR1C5R8D01INN# |
| 115 | 0.138               | 16                  | COG | 5.9pF       | ±0.1pF                | CLR1C5R9B01INN# |



# Normal Capacitors\_Standard

Size Code (inch/mm) : 008004/0201

| No. | Thickness Max. (mm) | Rated Voltage (Vdc) | TCC | Capacitance | Capacitance Tolerance | Part Number     |
|-----|---------------------|---------------------|-----|-------------|-----------------------|-----------------|
| 116 | 0.138               | 16                  | COG | 5.9pF       | ±0.25pF               | CLR1C5R9C01INN# |
| 117 | 0.138               | 16                  | COG | 5.9pF       | ±0.5pF                | CLR1C5R9D01INN# |
| 118 | 0.138               | 16                  | COG | 6pF         | ±0.1pF                | CLR1C060B01INN# |
| 119 | 0.138               | 16                  | COG | 6pF         | ±0.25pF               | CLR1C060C01INN# |
| 120 | 0.138               | 16                  | COG | 6pF         | ±0.5pF                | CLR1C060D01INN# |
| 121 | 0.138               | 16                  | COG | 6.1pF       | ±0.1pF                | CLR1C6R1B01INN# |
| 122 | 0.138               | 16                  | COG | 6.1pF       | ±0.25pF               | CLR1C6R1C01INN# |
| 123 | 0.138               | 16                  | COG | 6.1pF       | ±0.5pF                | CLR1C6R1D01INN# |
| 124 | 0.138               | 16                  | COG | 6.2pF       | ±0.1pF                | CLR1C6R2B01INN# |
| 125 | 0.138               | 16                  | COG | 6.2pF       | ±0.25pF               | CLR1C6R2C01INN# |
| 126 | 0.138               | 16                  | COG | 6.2pF       | ±0.5pF                | CLR1C6R2D01INN# |
| 127 | 0.138               | 16                  | COG | 6.3pF       | ±0.1pF                | CLR1C6R3B01INN# |
| 128 | 0.138               | 16                  | COG | 6.3pF       | ±0.25pF               | CLR1C6R3C01INN# |
| 129 | 0.138               | 16                  | COG | 6.3pF       | ±0.5pF                | CLR1C6R3D01INN# |
| 130 | 0.138               | 16                  | COG | 6.4pF       | ±0.1pF                | CLR1C6R4B01INN# |
| 131 | 0.138               | 16                  | COG | 6.4pF       | ±0.25pF               | CLR1C6R4C01INN# |
| 132 | 0.138               | 16                  | COG | 6.4pF       | ±0.5pF                | CLR1C6R4D01INN# |
| 133 | 0.138               | 16                  | COG | 6.5pF       | ±0.1pF                | CLR1C6R5B01INN# |
| 134 | 0.138               | 16                  | COG | 6.5pF       | ±0.25pF               | CLR1C6R5C01INN# |
| 135 | 0.138               | 16                  | COG | 6.5pF       | ±0.5pF                | CLR1C6R5D01INN# |
| 136 | 0.138               | 16                  | COG | 6.6pF       | ±0.1pF                | CLR1C6R6B01INN# |
| 137 | 0.138               | 16                  | COG | 6.6pF       | ±0.25pF               | CLR1C6R6C01INN# |
| 138 | 0.138               | 16                  | COG | 6.6pF       | ±0.5pF                | CLR1C6R6D01INN# |
| 139 | 0.138               | 16                  | COG | 6.7pF       | ±0.1pF                | CLR1C6R7B01INN# |
| 140 | 0.138               | 16                  | COG | 6.7pF       | ±0.25pF               | CLR1C6R7C01INN# |
| 141 | 0.138               | 16                  | COG | 6.7pF       | ±0.5pF                | CLR1C6R7D01INN# |
| 142 | 0.138               | 16                  | COG | 6.8pF       | ±0.1pF                | CLR1C6R8B01INN# |
| 143 | 0.138               | 16                  | COG | 6.8pF       | ±0.25pF               | CLR1C6R8C01INN# |
| 144 | 0.138               | 16                  | COG | 6.8pF       | ±0.5pF                | CLR1C6R8D01INN# |
| 145 | 0.138               | 16                  | COG | 6.9pF       | ±0.1pF                | CLR1C6R9B01INN# |
| 146 | 0.138               | 16                  | COG | 6.9pF       | ±0.25pF               | CLR1C6R9C01INN# |
| 147 | 0.138               | 16                  | COG | 6.9pF       | ±0.5pF                | CLR1C6R9D01INN# |
| 148 | 0.138               | 16                  | COG | 7pF         | ±0.1pF                | CLR1C070B01INN# |
| 149 | 0.138               | 16                  | COG | 7pF         | ±0.25pF               | CLR1C070C01INN# |
| 150 | 0.138               | 16                  | COG | 7pF         | ±0.5pF                | CLR1C070D01INN# |
| 151 | 0.138               | 16                  | COG | 7.1pF       | ±0.1pF                | CLR1C7R1B01INN# |
| 152 | 0.138               | 16                  | COG | 7.1pF       | ±0.25pF               | CLR1C7R1C01INN# |
| 153 | 0.138               | 16                  | COG | 7.1pF       | ±0.5pF                | CLR1C7R1D01INN# |
| 154 | 0.138               | 16                  | COG | 7.2pF       | ±0.1pF                | CLR1C7R2B01INN# |
| 155 | 0.138               | 16                  | COG | 7.2pF       | ±0.25pF               | CLR1C7R2C01INN# |
| 156 | 0.138               | 16                  | COG | 7.2pF       | ±0.5pF                | CLR1C7R2D01INN# |
| 157 | 0.138               | 16                  | COG | 7.3pF       | ±0.1pF                | CLR1C7R3B01INN# |
| 158 | 0.138               | 16                  | COG | 7.3pF       | ±0.25pF               | CLR1C7R3C01INN# |
| 159 | 0.138               | 16                  | COG | 7.3pF       | ±0.5pF                | CLR1C7R3D01INN# |
| 160 | 0.138               | 16                  | COG | 7.4pF       | ±0.1pF                | CLR1C7R4B01INN# |



# Normal Capacitors\_Standard

Size Code (inch/mm) : 008004/0201

| No. | Thickness Max. (mm) | Rated Voltage (Vdc) | TCC | Capacitance | Capacitance Tolerance | Part Number     |
|-----|---------------------|---------------------|-----|-------------|-----------------------|-----------------|
| 161 | 0.138               | 16                  | COG | 7.4pF       | ±0.25pF               | CLR1C7R4C01INN# |
| 162 | 0.138               | 16                  | COG | 7.4pF       | ±0.5pF                | CLR1C7R4D01INN# |
| 163 | 0.138               | 16                  | COG | 7.5pF       | ±0.1pF                | CLR1C7R5B01INN# |
| 164 | 0.138               | 16                  | COG | 7.5pF       | ±0.25pF               | CLR1C7R5C01INN# |
| 165 | 0.138               | 16                  | COG | 7.5pF       | ±0.5pF                | CLR1C7R5D01INN# |
| 166 | 0.138               | 16                  | COG | 7.6pF       | ±0.1pF                | CLR1C7R6B01INN# |
| 167 | 0.138               | 16                  | COG | 7.6pF       | ±0.25pF               | CLR1C7R6C01INN# |
| 168 | 0.138               | 16                  | COG | 7.6pF       | ±0.5pF                | CLR1C7R6D01INN# |
| 169 | 0.138               | 16                  | COG | 7.7pF       | ±0.1pF                | CLR1C7R7B01INN# |
| 170 | 0.138               | 16                  | COG | 7.7pF       | ±0.25pF               | CLR1C7R7C01INN# |
| 171 | 0.138               | 16                  | COG | 7.7pF       | ±0.5pF                | CLR1C7R7D01INN# |
| 172 | 0.138               | 16                  | COG | 7.8pF       | ±0.1pF                | CLR1C7R8B01INN# |
| 173 | 0.138               | 16                  | COG | 7.8pF       | ±0.25pF               | CLR1C7R8C01INN# |
| 174 | 0.138               | 16                  | COG | 7.8pF       | ±0.5pF                | CLR1C7R8D01INN# |
| 175 | 0.138               | 16                  | COG | 7.9pF       | ±0.1pF                | CLR1C7R9B01INN# |
| 176 | 0.138               | 16                  | COG | 7.9pF       | ±0.25pF               | CLR1C7R9C01INN# |
| 177 | 0.138               | 16                  | COG | 7.9pF       | ±0.5pF                | CLR1C7R9D01INN# |
| 178 | 0.138               | 16                  | COG | 8pF         | ±0.1pF                | CLR1C080B01INN# |
| 179 | 0.138               | 16                  | COG | 8pF         | ±0.25pF               | CLR1C080C01INN# |
| 180 | 0.138               | 16                  | COG | 8pF         | ±0.5pF                | CLR1C080D01INN# |
| 181 | 0.138               | 16                  | COG | 8.1pF       | ±0.1pF                | CLR1C8R1B01INN# |
| 182 | 0.138               | 16                  | COG | 8.1pF       | ±0.25pF               | CLR1C8R1C01INN# |
| 183 | 0.138               | 16                  | COG | 8.1pF       | ±0.5pF                | CLR1C8R1D01INN# |
| 184 | 0.138               | 16                  | COG | 8.2pF       | ±0.1pF                | CLR1C8R2B01INN# |
| 185 | 0.138               | 16                  | COG | 8.2pF       | ±0.25pF               | CLR1C8R2C01INN# |
| 186 | 0.138               | 16                  | COG | 8.2pF       | ±0.5pF                | CLR1C8R2D01INN# |
| 187 | 0.138               | 16                  | COG | 8.3pF       | ±0.1pF                | CLR1C8R3B01INN# |
| 188 | 0.138               | 16                  | COG | 8.3pF       | ±0.25pF               | CLR1C8R3C01INN# |
| 189 | 0.138               | 16                  | COG | 8.3pF       | ±0.5pF                | CLR1C8R3D01INN# |
| 190 | 0.138               | 16                  | COG | 8.4pF       | ±0.1pF                | CLR1C8R4B01INN# |
| 191 | 0.138               | 16                  | COG | 8.4pF       | ±0.25pF               | CLR1C8R4C01INN# |
| 192 | 0.138               | 16                  | COG | 8.4pF       | ±0.5pF                | CLR1C8R4D01INN# |
| 193 | 0.138               | 16                  | COG | 8.5pF       | ±0.1pF                | CLR1C8R5B01INN# |
| 194 | 0.138               | 16                  | COG | 8.5pF       | ±0.25pF               | CLR1C8R5C01INN# |
| 195 | 0.138               | 16                  | COG | 8.5pF       | ±0.5pF                | CLR1C8R5D01INN# |
| 196 | 0.138               | 16                  | COG | 8.6pF       | ±0.1pF                | CLR1C8R6B01INN# |
| 197 | 0.138               | 16                  | COG | 8.6pF       | ±0.25pF               | CLR1C8R6C01INN# |
| 198 | 0.138               | 16                  | COG | 8.6pF       | ±0.5pF                | CLR1C8R6D01INN# |
| 199 | 0.138               | 16                  | COG | 8.7pF       | ±0.1pF                | CLR1C8R7B01INN# |
| 200 | 0.138               | 16                  | COG | 8.7pF       | ±0.25pF               | CLR1C8R7C01INN# |
| 201 | 0.138               | 16                  | COG | 8.7pF       | ±0.5pF                | CLR1C8R7D01INN# |
| 202 | 0.138               | 16                  | COG | 8.8pF       | ±0.1pF                | CLR1C8R8B01INN# |
| 203 | 0.138               | 16                  | COG | 8.8pF       | ±0.25pF               | CLR1C8R8C01INN# |
| 204 | 0.138               | 16                  | COG | 8.8pF       | ±0.5pF                | CLR1C8R8D01INN# |
| 205 | 0.138               | 16                  | COG | 8.9pF       | ±0.1pF                | CLR1C8R9B01INN# |



# Normal Capacitors\_Standard

Size Code (inch/mm) : 008004/0201

| No. | Thickness Max. (mm) | Rated Voltage (Vdc) | TCC | Capacitance | Capacitance Tolerance | Part Number     |
|-----|---------------------|---------------------|-----|-------------|-----------------------|-----------------|
| 206 | 0.138               | 16                  | COG | 8.9pF       | ±0.25pF               | CLR1C8R9C01INN# |
| 207 | 0.138               | 16                  | COG | 8.9pF       | ±0.5pF                | CLR1C8R9D01INN# |
| 208 | 0.138               | 16                  | COG | 9pF         | ±0.1pF                | CLR1C090B01INN# |
| 209 | 0.138               | 16                  | COG | 9pF         | ±0.25pF               | CLR1C090C01INN# |
| 210 | 0.138               | 16                  | COG | 9pF         | ±0.5pF                | CLR1C090D01INN# |
| 211 | 0.138               | 16                  | COG | 9.1pF       | ±0.1pF                | CLR1C9R1B01INN# |
| 212 | 0.138               | 16                  | COG | 9.1pF       | ±0.25pF               | CLR1C9R1C01INN# |
| 213 | 0.138               | 16                  | COG | 9.1pF       | ±0.5pF                | CLR1C9R1D01INN# |
| 214 | 0.138               | 16                  | COG | 9.2pF       | ±0.1pF                | CLR1C9R2B01INN# |
| 215 | 0.138               | 16                  | COG | 9.2pF       | ±0.25pF               | CLR1C9R2C01INN# |
| 216 | 0.138               | 16                  | COG | 9.2pF       | ±0.5pF                | CLR1C9R2D01INN# |
| 217 | 0.138               | 16                  | COG | 9.3pF       | ±0.1pF                | CLR1C9R3B01INN# |
| 218 | 0.138               | 16                  | COG | 9.3pF       | ±0.25pF               | CLR1C9R3C01INN# |
| 219 | 0.138               | 16                  | COG | 9.3pF       | ±0.5pF                | CLR1C9R3D01INN# |
| 220 | 0.138               | 16                  | COG | 9.4pF       | ±0.1pF                | CLR1C9R4B01INN# |
| 221 | 0.138               | 16                  | COG | 9.4pF       | ±0.25pF               | CLR1C9R4C01INN# |
| 222 | 0.138               | 16                  | COG | 9.4pF       | ±0.5pF                | CLR1C9R4D01INN# |
| 223 | 0.138               | 16                  | COG | 9.5pF       | ±0.1pF                | CLR1C9R5B01INN# |
| 224 | 0.138               | 16                  | COG | 9.5pF       | ±0.25pF               | CLR1C9R5C01INN# |
| 225 | 0.138               | 16                  | COG | 9.5pF       | ±0.5pF                | CLR1C9R5D01INN# |
| 226 | 0.138               | 16                  | COG | 9.6pF       | ±0.1pF                | CLR1C9R6B01INN# |
| 227 | 0.138               | 16                  | COG | 9.6pF       | ±0.25pF               | CLR1C9R6C01INN# |
| 228 | 0.138               | 16                  | COG | 9.6pF       | ±0.5pF                | CLR1C9R6D01INN# |
| 229 | 0.138               | 16                  | COG | 9.7pF       | ±0.1pF                | CLR1C9R7B01INN# |
| 230 | 0.138               | 16                  | COG | 9.7pF       | ±0.25pF               | CLR1C9R7C01INN# |
| 231 | 0.138               | 16                  | COG | 9.7pF       | ±0.5pF                | CLR1C9R7D01INN# |
| 232 | 0.138               | 16                  | COG | 9.8pF       | ±0.1pF                | CLR1C9R8B01INN# |
| 233 | 0.138               | 16                  | COG | 9.8pF       | ±0.25pF               | CLR1C9R8C01INN# |
| 234 | 0.138               | 16                  | COG | 9.8pF       | ±0.5pF                | CLR1C9R8D01INN# |
| 235 | 0.138               | 16                  | COG | 9.9pF       | ±0.1pF                | CLR1C9R9B01INN# |
| 236 | 0.138               | 16                  | COG | 9.9pF       | ±0.25pF               | CLR1C9R9C01INN# |
| 237 | 0.138               | 16                  | COG | 9.9pF       | ±0.5pF                | CLR1C9R9D01INN# |
| 238 | 0.138               | 16                  | COG | 10pF        | ±0.05pF               | CLR1C100A01INN# |
| 239 | 0.138               | 16                  | COG | 10pF        | ±0.1pF                | CLR1C100B01INN# |
| 240 | 0.138               | 16                  | COG | 10pF        | ±0.25pF               | CLR1C100C01INN# |
| 241 | 0.138               | 16                  | COG | 10pF        | ±0.5pF                | CLR1C100D01INN# |
| 242 | 0.138               | 16                  | COG | 10pF        | ±5%                   | CLR1C100J01INN# |
| 243 | 0.138               | 16                  | COG | 12pF        | ±5%                   | CLR1C120J01INN# |
| 244 | 0.138               | 16                  | COG | 15pF        | ±5%                   | CLR1C150J01INN# |
| 245 | 0.138               | 16                  | COG | 18pF        | ±5%                   | CLR1C180J01INN# |
| 246 | 0.138               | 16                  | COG | 22pF        | ±5%                   | CLR1C220J01INN# |
| 247 | 0.138               | 16                  | COG | 27pF        | ±5%                   | CLR1C270J01INN# |
| 248 | 0.138               | 16                  | COG | 33pF        | ±5%                   | CLR1C330J01INN# |
| 249 | 0.138               | 16                  | COG | 36pF        | ±5%                   | CLR1C360J01INN# |
| 250 | 0.138               | 16                  | COG | 39pF        | ±5%                   | CLR1C390J01INN# |



# Normal Capacitors\_Standard

Size Code (inch/mm) : 008004/0201

| No. | Thickness Max. (mm) | Rated Voltage (Vdc) | TCC | Capacitance | Capacitance Tolerance | Part Number     |
|-----|---------------------|---------------------|-----|-------------|-----------------------|-----------------|
| 251 | 0.138               | 16                  | COG | 47pF        | ±5%                   | CLR1C470J01NNN# |
| 252 | 0.138               | 16                  | COG | 56pF        | ±5%                   | CLR1C560J01NNN# |
| 253 | 0.138               | 25                  | COG | 0.2pF       | ±0.05pF               | CLR1C0R2AA1INN# |
| 254 | 0.138               | 25                  | COG | 0.2pF       | ±0.1pF                | CLR1C0R2BA1INN# |
| 255 | 0.138               | 25                  | COG | 0.2pF       | ±0.1pF                | CLR1C0R2BA1NNN# |
| 256 | 0.138               | 25                  | COG | 0.3pF       | ±0.05pF               | CLR1C0R3AA1INN# |
| 257 | 0.138               | 25                  | COG | 0.3pF       | ±0.1pF                | CLR1C0R3BA1INN# |
| 258 | 0.138               | 25                  | COG | 0.3pF       | ±0.1pF                | CLR1C0R3BA1NNN# |
| 259 | 0.138               | 25                  | COG | 0.4pF       | ±0.05pF               | CLR1C0R4AA1INN# |
| 260 | 0.138               | 25                  | COG | 0.4pF       | ±0.1pF                | CLR1C0R4BA1INN# |
| 261 | 0.138               | 25                  | COG | 0.4pF       | ±0.1pF                | CLR1C0R4BA1NNN# |
| 262 | 0.138               | 25                  | COG | 0.5pF       | ±0.05pF               | CLR1C0R5AA1INN# |
| 263 | 0.138               | 25                  | COG | 0.5pF       | ±0.1pF                | CLR1C0R5BA1INN# |
| 264 | 0.138               | 25                  | COG | 0.5pF       | ±0.1pF                | CLR1C0R5BA1NNN# |
| 265 | 0.138               | 25                  | COG | 0.6pF       | ±0.05pF               | CLR1C0R6AA1INN# |
| 266 | 0.138               | 25                  | COG | 0.6pF       | ±0.1pF                | CLR1C0R6BA1INN# |
| 267 | 0.138               | 25                  | COG | 0.6pF       | ±0.1pF                | CLR1C0R6BA1NNN# |
| 268 | 0.138               | 25                  | COG | 0.7pF       | ±0.05pF               | CLR1C0R7AA1INN# |
| 269 | 0.138               | 25                  | COG | 0.7pF       | ±0.1pF                | CLR1C0R7BA1INN# |
| 270 | 0.138               | 25                  | COG | 0.7pF       | ±0.1pF                | CLR1C0R7BA1NNN# |
| 271 | 0.138               | 25                  | COG | 0.8pF       | ±0.05pF               | CLR1C0R8AA1INN# |
| 272 | 0.138               | 25                  | COG | 0.8pF       | ±0.1pF                | CLR1C0R8BA1INN# |
| 273 | 0.138               | 25                  | COG | 0.8pF       | ±0.1pF                | CLR1C0R8BA1NNN# |
| 274 | 0.138               | 25                  | COG | 0.9pF       | ±0.05pF               | CLR1C0R9AA1INN# |
| 275 | 0.138               | 25                  | COG | 0.9pF       | ±0.1pF                | CLR1C0R9BA1INN# |
| 276 | 0.138               | 25                  | COG | 1pF         | ±0.05pF               | CLR1C010AA1INN# |
| 277 | 0.138               | 25                  | COG | 1pF         | ±0.1pF                | CLR1C010BA1INN# |
| 278 | 0.138               | 25                  | COG | 1pF         | ±0.25pF               | CLR1C010CA1INN# |
| 279 | 0.138               | 25                  | COG | 1.1pF       | ±0.05pF               | CLR1C1R1AA1INN# |
| 280 | 0.138               | 25                  | COG | 1.1pF       | ±0.1pF                | CLR1C1R1BA1INN# |
| 281 | 0.138               | 25                  | COG | 1.1pF       | ±0.25pF               | CLR1C1R1CA1INN# |
| 282 | 0.138               | 25                  | COG | 1.2pF       | ±0.05pF               | CLR1C1R2AA1INN# |
| 283 | 0.138               | 25                  | COG | 1.2pF       | ±0.1pF                | CLR1C1R2BA1INN# |
| 284 | 0.138               | 25                  | COG | 1.2pF       | ±0.25pF               | CLR1C1R2CA1INN# |
| 285 | 0.138               | 25                  | COG | 1.3pF       | ±0.05pF               | CLR1C1R3AA1INN# |
| 286 | 0.138               | 25                  | COG | 1.3pF       | ±0.1pF                | CLR1C1R3BA1INN# |
| 287 | 0.138               | 25                  | COG | 1.3pF       | ±0.25pF               | CLR1C1R3CA1INN# |
| 288 | 0.138               | 25                  | COG | 1.4pF       | ±0.05pF               | CLR1C1R4AA1INN# |
| 289 | 0.138               | 25                  | COG | 1.4pF       | ±0.1pF                | CLR1C1R4BA1INN# |
| 290 | 0.138               | 25                  | COG | 1.4pF       | ±0.25pF               | CLR1C1R4CA1INN# |
| 291 | 0.138               | 25                  | COG | 1.5pF       | ±0.05pF               | CLR1C1R5AA1INN# |
| 292 | 0.138               | 25                  | COG | 1.5pF       | ±0.1pF                | CLR1C1R5BA1INN# |
| 293 | 0.138               | 25                  | COG | 1.5pF       | ±0.25pF               | CLR1C1R5CA1INN# |
| 294 | 0.138               | 25                  | COG | 1.6pF       | ±0.05pF               | CLR1C1R6AA1INN# |
| 295 | 0.138               | 25                  | COG | 1.6pF       | ±0.1pF                | CLR1C1R6BA1INN# |



# Normal Capacitors\_Standard

Size Code (inch/mm) : 008004/0201

| No. | Thickness Max. (mm) | Rated Voltage (Vdc) | TCC | Capacitance | Capacitance Tolerance | Part Number     |
|-----|---------------------|---------------------|-----|-------------|-----------------------|-----------------|
| 296 | 0.138               | 25                  | COG | 1.6pF       | ±0.25pF               | CLR1C1R6CA1INN# |
| 297 | 0.138               | 25                  | COG | 1.7pF       | ±0.05pF               | CLR1C1R7AA1INN# |
| 298 | 0.138               | 25                  | COG | 1.7pF       | ±0.1pF                | CLR1C1R7BA1INN# |
| 299 | 0.138               | 25                  | COG | 1.7pF       | ±0.25pF               | CLR1C1R7CA1INN# |
| 300 | 0.138               | 25                  | COG | 1.8pF       | ±0.05pF               | CLR1C1R8AA1INN# |
| 301 | 0.138               | 25                  | COG | 1.8pF       | ±0.1pF                | CLR1C1R8BA1INN# |
| 302 | 0.138               | 25                  | COG | 1.8pF       | ±0.25pF               | CLR1C1R8CA1INN# |
| 303 | 0.138               | 25                  | COG | 1.9pF       | ±0.05pF               | CLR1C1R9AA1INN# |
| 304 | 0.138               | 25                  | COG | 1.9pF       | ±0.1pF                | CLR1C1R9BA1INN# |
| 305 | 0.138               | 25                  | COG | 1.9pF       | ±0.25pF               | CLR1C1R9CA1INN# |
| 306 | 0.138               | 25                  | COG | 2pF         | ±0.05pF               | CLR1C020AA1INN# |
| 307 | 0.138               | 25                  | COG | 2pF         | ±0.1pF                | CLR1C020BA1INN# |
| 308 | 0.138               | 25                  | COG | 2pF         | ±0.25pF               | CLR1C020CA1INN# |
| 309 | 0.138               | 25                  | COG | 2.1pF       | ±0.05pF               | CLR1C2R1AA1INN# |
| 310 | 0.138               | 25                  | COG | 2.1pF       | ±0.1pF                | CLR1C2R1BA1INN# |
| 311 | 0.138               | 25                  | COG | 2.1pF       | ±0.25pF               | CLR1C2R1CA1INN# |
| 312 | 0.138               | 25                  | COG | 2.2pF       | ±0.05pF               | CLR1C2R2AA1INN# |
| 313 | 0.138               | 25                  | COG | 2.2pF       | ±0.1pF                | CLR1C2R2BA1INN# |
| 314 | 0.138               | 25                  | COG | 2.2pF       | ±0.25pF               | CLR1C2R2CA1INN# |
| 315 | 0.138               | 25                  | COG | 2.3pF       | ±0.05pF               | CLR1C2R3AA1INN# |
| 316 | 0.138               | 25                  | COG | 2.3pF       | ±0.1pF                | CLR1C2R3BA1INN# |
| 317 | 0.138               | 25                  | COG | 2.3pF       | ±0.25pF               | CLR1C2R3CA1INN# |
| 318 | 0.138               | 25                  | COG | 2.4pF       | ±0.05pF               | CLR1C2R4AA1INN# |
| 319 | 0.138               | 25                  | COG | 2.4pF       | ±0.1pF                | CLR1C2R4BA1INN# |
| 320 | 0.138               | 25                  | COG | 2.4pF       | ±0.25pF               | CLR1C2R4CA1INN# |
| 321 | 0.138               | 25                  | COG | 2.5pF       | ±0.05pF               | CLR1C2R5AA1INN# |
| 322 | 0.138               | 25                  | COG | 2.5pF       | ±0.1pF                | CLR1C2R5BA1INN# |
| 323 | 0.138               | 25                  | COG | 2.5pF       | ±0.25pF               | CLR1C2R5CA1INN# |
| 324 | 0.138               | 25                  | COG | 2.6pF       | ±0.05pF               | CLR1C2R6AA1INN# |
| 325 | 0.138               | 25                  | COG | 2.6pF       | ±0.1pF                | CLR1C2R6BA1INN# |
| 326 | 0.138               | 25                  | COG | 2.6pF       | ±0.25pF               | CLR1C2R6CA1INN# |
| 327 | 0.138               | 25                  | COG | 2.7pF       | ±0.05pF               | CLR1C2R7AA1INN# |
| 328 | 0.138               | 25                  | COG | 2.7pF       | ±0.1pF                | CLR1C2R7BA1INN# |
| 329 | 0.138               | 25                  | COG | 2.7pF       | ±0.25pF               | CLR1C2R7CA1INN# |
| 330 | 0.138               | 25                  | COG | 2.8pF       | ±0.05pF               | CLR1C2R8AA1INN# |
| 331 | 0.138               | 25                  | COG | 2.8pF       | ±0.1pF                | CLR1C2R8BA1INN# |
| 332 | 0.138               | 25                  | COG | 2.8pF       | ±0.25pF               | CLR1C2R8CA1INN# |
| 333 | 0.138               | 25                  | COG | 2.9pF       | ±0.05pF               | CLR1C2R9AA1INN# |
| 334 | 0.138               | 25                  | COG | 2.9pF       | ±0.1pF                | CLR1C2R9BA1INN# |
| 335 | 0.138               | 25                  | COG | 2.9pF       | ±0.25pF               | CLR1C2R9CA1INN# |
| 336 | 0.138               | 25                  | COG | 3pF         | ±0.05pF               | CLR1C030AA1INN# |
| 337 | 0.138               | 25                  | COG | 3pF         | ±0.1pF                | CLR1C030BA1INN# |
| 338 | 0.138               | 25                  | COG | 3pF         | ±0.25pF               | CLR1C030CA1INN# |
| 339 | 0.138               | 25                  | COG | 3.1pF       | ±0.05pF               | CLR1C3R1AA1INN# |
| 340 | 0.138               | 25                  | COG | 3.1pF       | ±0.1pF                | CLR1C3R1BA1INN# |



# Normal Capacitors\_Standard

Size Code (inch/mm) : 008004/0201

| No. | Thickness Max. (mm) | Rated Voltage (Vdc) | TCC | Capacitance | Capacitance Tolerance | Part Number     |
|-----|---------------------|---------------------|-----|-------------|-----------------------|-----------------|
| 341 | 0.138               | 25                  | COG | 3.1pF       | ±0.25pF               | CLR1C3R1CA1INN# |
| 342 | 0.138               | 25                  | COG | 3.2pF       | ±0.05pF               | CLR1C3R2AA1INN# |
| 343 | 0.138               | 25                  | COG | 3.2pF       | ±0.1pF                | CLR1C3R2BA1INN# |
| 344 | 0.138               | 25                  | COG | 3.2pF       | ±0.25pF               | CLR1C3R2CA1INN# |
| 345 | 0.138               | 25                  | COG | 3.3pF       | ±0.05pF               | CLR1C3R3AA1INN# |
| 346 | 0.138               | 25                  | COG | 3.3pF       | ±0.1pF                | CLR1C3R3BA1INN# |
| 347 | 0.138               | 25                  | COG | 3.3pF       | ±0.25pF               | CLR1C3R3CA1INN# |
| 348 | 0.138               | 25                  | COG | 3.4pF       | ±0.05pF               | CLR1C3R4AA1INN# |
| 349 | 0.138               | 25                  | COG | 3.4pF       | ±0.1pF                | CLR1C3R4BA1INN# |
| 350 | 0.138               | 25                  | COG | 3.4pF       | ±0.25pF               | CLR1C3R4CA1INN# |
| 351 | 0.138               | 25                  | COG | 3.5pF       | ±0.05pF               | CLR1C3R5AA1INN# |
| 352 | 0.138               | 25                  | COG | 3.5pF       | ±0.1pF                | CLR1C3R5BA1INN# |
| 353 | 0.138               | 25                  | COG | 3.5pF       | ±0.25pF               | CLR1C3R5CA1INN# |
| 354 | 0.138               | 25                  | COG | 3.6pF       | ±0.05pF               | CLR1C3R6AA1INN# |
| 355 | 0.138               | 25                  | COG | 3.6pF       | ±0.1pF                | CLR1C3R6BA1INN# |
| 356 | 0.138               | 25                  | COG | 3.6pF       | ±0.25pF               | CLR1C3R6CA1INN# |
| 357 | 0.138               | 25                  | COG | 3.7pF       | ±0.05pF               | CLR1C3R7AA1INN# |
| 358 | 0.138               | 25                  | COG | 3.7pF       | ±0.1pF                | CLR1C3R7BA1INN# |
| 359 | 0.138               | 25                  | COG | 3.7pF       | ±0.25pF               | CLR1C3R7CA1INN# |
| 360 | 0.138               | 25                  | COG | 3.8pF       | ±0.05pF               | CLR1C3R8AA1INN# |
| 361 | 0.138               | 25                  | COG | 3.8pF       | ±0.1pF                | CLR1C3R8BA1INN# |
| 362 | 0.138               | 25                  | COG | 3.8pF       | ±0.25pF               | CLR1C3R8CA1INN# |
| 363 | 0.138               | 25                  | COG | 3.9pF       | ±0.05pF               | CLR1C3R9AA1INN# |
| 364 | 0.138               | 25                  | COG | 3.9pF       | ±0.1pF                | CLR1C3R9BA1INN# |
| 365 | 0.138               | 25                  | COG | 3.9pF       | ±0.25pF               | CLR1C3R9CA1INN# |
| 366 | 0.138               | 25                  | COG | 4pF         | ±0.05pF               | CLR1C040AA1INN# |
| 367 | 0.138               | 25                  | COG | 4pF         | ±0.1pF                | CLR1C040BA1INN# |
| 368 | 0.138               | 25                  | COG | 4pF         | ±0.25pF               | CLR1C040CA1INN# |
| 369 | 0.138               | 25                  | COG | 4.1pF       | ±0.05pF               | CLR1C4R1AA1INN# |
| 370 | 0.138               | 25                  | COG | 4.1pF       | ±0.1pF                | CLR1C4R1BA1INN# |
| 371 | 0.138               | 25                  | COG | 4.1pF       | ±0.25pF               | CLR1C4R1CA1INN# |
| 372 | 0.138               | 25                  | COG | 4.2pF       | ±0.05pF               | CLR1C4R2AA1INN# |
| 373 | 0.138               | 25                  | COG | 4.2pF       | ±0.1pF                | CLR1C4R2BA1INN# |
| 374 | 0.138               | 25                  | COG | 4.2pF       | ±0.25pF               | CLR1C4R2CA1INN# |
| 375 | 0.138               | 25                  | COG | 4.3pF       | ±0.05pF               | CLR1C4R3AA1INN# |
| 376 | 0.138               | 25                  | COG | 4.3pF       | ±0.1pF                | CLR1C4R3BA1INN# |
| 377 | 0.138               | 25                  | COG | 4.3pF       | ±0.25pF               | CLR1C4R3CA1INN# |
| 378 | 0.138               | 25                  | COG | 4.4pF       | ±0.05pF               | CLR1C4R4AA1INN# |
| 379 | 0.138               | 25                  | COG | 4.4pF       | ±0.1pF                | CLR1C4R4BA1INN# |
| 380 | 0.138               | 25                  | COG | 4.4pF       | ±0.25pF               | CLR1C4R4CA1INN# |
| 381 | 0.138               | 25                  | COG | 4.5pF       | ±0.05pF               | CLR1C4R5AA1INN# |
| 382 | 0.138               | 25                  | COG | 4.5pF       | ±0.1pF                | CLR1C4R5BA1INN# |
| 383 | 0.138               | 25                  | COG | 4.5pF       | ±0.25pF               | CLR1C4R5CA1INN# |
| 384 | 0.138               | 25                  | COG | 4.6pF       | ±0.05pF               | CLR1C4R6AA1INN# |
| 385 | 0.138               | 25                  | COG | 4.6pF       | ±0.1pF                | CLR1C4R6BA1INN# |



# Normal Capacitors\_Standard

Size Code (inch/mm) : 008004/0201

| No. | Thickness Max. (mm) | Rated Voltage (Vdc) | TCC | Capacitance | Capacitance Tolerance | Part Number     |
|-----|---------------------|---------------------|-----|-------------|-----------------------|-----------------|
| 386 | 0.138               | 25                  | COG | 4.6pF       | ±0.25pF               | CLR1C4R6CA1INN# |
| 387 | 0.138               | 25                  | COG | 4.7pF       | ±0.05pF               | CLR1C4R7AA1INN# |
| 388 | 0.138               | 25                  | COG | 4.7pF       | ±0.1pF                | CLR1C4R7BA1INN# |
| 389 | 0.138               | 25                  | COG | 4.7pF       | ±0.25pF               | CLR1C4R7CA1INN# |
| 390 | 0.138               | 25                  | COG | 4.8pF       | ±0.05pF               | CLR1C4R8AA1INN# |
| 391 | 0.138               | 25                  | COG | 4.8pF       | ±0.1pF                | CLR1C4R8BA1INN# |
| 392 | 0.138               | 25                  | COG | 4.8pF       | ±0.25pF               | CLR1C4R8CA1INN# |
| 393 | 0.138               | 25                  | COG | 4.9pF       | ±0.05pF               | CLR1C4R9AA1INN# |
| 394 | 0.138               | 25                  | COG | 4.9pF       | ±0.1pF                | CLR1C4R9BA1INN# |
| 395 | 0.138               | 25                  | COG | 4.9pF       | ±0.25pF               | CLR1C4R9CA1INN# |
| 396 | 0.138               | 25                  | COG | 5pF         | ±0.05pF               | CLR1C050AA1INN# |
| 397 | 0.138               | 25                  | COG | 5pF         | ±0.1pF                | CLR1C050BA1INN# |
| 398 | 0.138               | 25                  | COG | 5pF         | ±0.1pF                | CLR1C050BA1NNN# |
| 399 | 0.138               | 25                  | COG | 5pF         | ±0.25pF               | CLR1C050CA1INN# |
| 400 | 0.138               | 25                  | COG | 5.1pF       | ±0.05pF               | CLR1C5R1AA1INN# |
| 401 | 0.138               | 25                  | COG | 5.1pF       | ±0.1pF                | CLR1C5R1BA1INN# |
| 402 | 0.138               | 25                  | COG | 5.1pF       | ±0.25pF               | CLR1C5R1CA1INN# |
| 403 | 0.138               | 25                  | COG | 5.1pF       | ±0.5pF                | CLR1C5R1DA1INN# |
| 404 | 0.138               | 25                  | COG | 5.2pF       | ±0.05pF               | CLR1C5R2AA1INN# |
| 405 | 0.138               | 25                  | COG | 5.2pF       | ±0.1pF                | CLR1C5R2BA1INN# |
| 406 | 0.138               | 25                  | COG | 5.2pF       | ±0.25pF               | CLR1C5R2CA1INN# |
| 407 | 0.138               | 25                  | COG | 5.2pF       | ±0.5pF                | CLR1C5R2DA1INN# |
| 408 | 0.138               | 25                  | COG | 5.3pF       | ±0.05pF               | CLR1C5R3AA1INN# |
| 409 | 0.138               | 25                  | COG | 5.3pF       | ±0.1pF                | CLR1C5R3BA1INN# |
| 410 | 0.138               | 25                  | COG | 5.3pF       | ±0.25pF               | CLR1C5R3CA1INN# |
| 411 | 0.138               | 25                  | COG | 5.3pF       | ±0.5pF                | CLR1C5R3DA1INN# |
| 412 | 0.138               | 25                  | COG | 5.4pF       | ±0.05pF               | CLR1C5R4AA1INN# |
| 413 | 0.138               | 25                  | COG | 5.4pF       | ±0.1pF                | CLR1C5R4BA1INN# |
| 414 | 0.138               | 25                  | COG | 5.4pF       | ±0.25pF               | CLR1C5R4CA1INN# |
| 415 | 0.138               | 25                  | COG | 5.4pF       | ±0.5pF                | CLR1C5R4DA1INN# |
| 416 | 0.138               | 25                  | COG | 5.5pF       | ±0.05pF               | CLR1C5R5AA1INN# |
| 417 | 0.138               | 25                  | COG | 5.5pF       | ±0.1pF                | CLR1C5R5BA1INN# |
| 418 | 0.138               | 25                  | COG | 5.5pF       | ±0.25pF               | CLR1C5R5CA1INN# |
| 419 | 0.138               | 25                  | COG | 5.5pF       | ±0.5pF                | CLR1C5R5DA1INN# |
| 420 | 0.138               | 25                  | COG | 5.6pF       | ±0.05pF               | CLR1C5R6AA1INN# |
| 421 | 0.138               | 25                  | COG | 5.6pF       | ±0.1pF                | CLR1C5R6BA1INN# |
| 422 | 0.138               | 25                  | COG | 5.6pF       | ±0.25pF               | CLR1C5R6CA1INN# |
| 423 | 0.138               | 25                  | COG | 5.6pF       | ±0.5pF                | CLR1C5R6DA1INN# |
| 424 | 0.138               | 25                  | COG | 5.7pF       | ±0.05pF               | CLR1C5R7AA1INN# |
| 425 | 0.138               | 25                  | COG | 5.7pF       | ±0.1pF                | CLR1C5R7BA1INN# |
| 426 | 0.138               | 25                  | COG | 5.7pF       | ±0.25pF               | CLR1C5R7CA1INN# |
| 427 | 0.138               | 25                  | COG | 5.7pF       | ±0.5pF                | CLR1C5R7DA1INN# |
| 428 | 0.138               | 25                  | COG | 5.8pF       | ±0.05pF               | CLR1C5R8AA1INN# |
| 429 | 0.138               | 25                  | COG | 5.8pF       | ±0.1pF                | CLR1C5R8BA1INN# |
| 430 | 0.138               | 25                  | COG | 5.8pF       | ±0.25pF               | CLR1C5R8CA1INN# |



# Normal Capacitors\_Standard

Size Code (inch/mm) : 008004/0201

| No. | Thickness Max. (mm) | Rated Voltage (Vdc) | TCC | Capacitance | Capacitance Tolerance | Part Number     |
|-----|---------------------|---------------------|-----|-------------|-----------------------|-----------------|
| 431 | 0.138               | 25                  | COG | 5.8pF       | ±0.5pF                | CLR1C5R8DA1INN# |
| 432 | 0.138               | 25                  | COG | 5.9pF       | ±0.05pF               | CLR1C5R9AA1INN# |
| 433 | 0.138               | 25                  | COG | 5.9pF       | ±0.1pF                | CLR1C5R9BA1INN# |
| 434 | 0.138               | 25                  | COG | 5.9pF       | ±0.25pF               | CLR1C5R9CA1INN# |
| 435 | 0.138               | 25                  | COG | 5.9pF       | ±0.5pF                | CLR1C5R9DA1INN# |
| 436 | 0.138               | 25                  | COG | 6pF         | ±0.05pF               | CLR1C060AA1INN# |
| 437 | 0.138               | 25                  | COG | 6pF         | ±0.1pF                | CLR1C060BA1INN# |
| 438 | 0.138               | 25                  | COG | 6pF         | ±0.25pF               | CLR1C060CA1INN# |
| 439 | 0.138               | 25                  | COG | 6pF         | ±0.5pF                | CLR1C060DA1INN# |
| 440 | 0.138               | 25                  | COG | 6.1pF       | ±0.05pF               | CLR1C6R1AA1INN# |
| 441 | 0.138               | 25                  | COG | 6.1pF       | ±0.1pF                | CLR1C6R1BA1INN# |
| 442 | 0.138               | 25                  | COG | 6.1pF       | ±0.25pF               | CLR1C6R1CA1INN# |
| 443 | 0.138               | 25                  | COG | 6.1pF       | ±0.5pF                | CLR1C6R1DA1INN# |
| 444 | 0.138               | 25                  | COG | 6.2pF       | ±0.05pF               | CLR1C6R2AA1INN# |
| 445 | 0.138               | 25                  | COG | 6.2pF       | ±0.1pF                | CLR1C6R2BA1INN# |
| 446 | 0.138               | 25                  | COG | 6.2pF       | ±0.25pF               | CLR1C6R2CA1INN# |
| 447 | 0.138               | 25                  | COG | 6.2pF       | ±0.5pF                | CLR1C6R2DA1INN# |
| 448 | 0.138               | 25                  | COG | 6.3pF       | ±0.05pF               | CLR1C6R3AA1INN# |
| 449 | 0.138               | 25                  | COG | 6.3pF       | ±0.1pF                | CLR1C6R3BA1INN# |
| 450 | 0.138               | 25                  | COG | 6.3pF       | ±0.25pF               | CLR1C6R3CA1INN# |
| 451 | 0.138               | 25                  | COG | 6.3pF       | ±0.5pF                | CLR1C6R3DA1INN# |
| 452 | 0.138               | 25                  | COG | 6.4pF       | ±0.05pF               | CLR1C6R4AA1INN# |
| 453 | 0.138               | 25                  | COG | 6.4pF       | ±0.1pF                | CLR1C6R4BA1INN# |
| 454 | 0.138               | 25                  | COG | 6.4pF       | ±0.25pF               | CLR1C6R4CA1INN# |
| 455 | 0.138               | 25                  | COG | 6.4pF       | ±0.5pF                | CLR1C6R4DA1INN# |
| 456 | 0.138               | 25                  | COG | 6.5pF       | ±0.05pF               | CLR1C6R5AA1INN# |
| 457 | 0.138               | 25                  | COG | 6.5pF       | ±0.1pF                | CLR1C6R5BA1INN# |
| 458 | 0.138               | 25                  | COG | 6.5pF       | ±0.25pF               | CLR1C6R5CA1INN# |
| 459 | 0.138               | 25                  | COG | 6.5pF       | ±0.5pF                | CLR1C6R5DA1INN# |
| 460 | 0.138               | 25                  | COG | 6.6pF       | ±0.05pF               | CLR1C6R6AA1INN# |
| 461 | 0.138               | 25                  | COG | 6.6pF       | ±0.1pF                | CLR1C6R6BA1INN# |
| 462 | 0.138               | 25                  | COG | 6.6pF       | ±0.25pF               | CLR1C6R6CA1INN# |
| 463 | 0.138               | 25                  | COG | 6.6pF       | ±0.5pF                | CLR1C6R6DA1INN# |
| 464 | 0.138               | 25                  | COG | 6.7pF       | ±0.05pF               | CLR1C6R7AA1INN# |
| 465 | 0.138               | 25                  | COG | 6.7pF       | ±0.1pF                | CLR1C6R7BA1INN# |
| 466 | 0.138               | 25                  | COG | 6.7pF       | ±0.25pF               | CLR1C6R7CA1INN# |
| 467 | 0.138               | 25                  | COG | 6.7pF       | ±0.5pF                | CLR1C6R7DA1INN# |
| 468 | 0.138               | 25                  | COG | 6.8pF       | ±0.05pF               | CLR1C6R8AA1INN# |
| 469 | 0.138               | 25                  | COG | 6.8pF       | ±0.1pF                | CLR1C6R8BA1INN# |
| 470 | 0.138               | 25                  | COG | 6.8pF       | ±0.25pF               | CLR1C6R8CA1INN# |
| 471 | 0.138               | 25                  | COG | 6.8pF       | ±0.5pF                | CLR1C6R8DA1INN# |
| 472 | 0.138               | 25                  | COG | 6.9pF       | ±0.05pF               | CLR1C6R9AA1INN# |
| 473 | 0.138               | 25                  | COG | 6.9pF       | ±0.1pF                | CLR1C6R9BA1INN# |
| 474 | 0.138               | 25                  | COG | 6.9pF       | ±0.25pF               | CLR1C6R9CA1INN# |
| 475 | 0.138               | 25                  | COG | 6.9pF       | ±0.5pF                | CLR1C6R9DA1INN# |



# Normal Capacitors\_Standard

Size Code (inch/mm) : 008004/0201

| No. | Thickness Max. (mm) | Rated Voltage (Vdc) | TCC | Capacitance | Capacitance Tolerance | Part Number     |
|-----|---------------------|---------------------|-----|-------------|-----------------------|-----------------|
| 476 | 0.138               | 25                  | COG | 7pF         | ±0.05pF               | CLR1C070AA1INN# |
| 477 | 0.138               | 25                  | COG | 7pF         | ±0.1pF                | CLR1C070BA1INN# |
| 478 | 0.138               | 25                  | COG | 7pF         | ±0.25pF               | CLR1C070CA1INN# |
| 479 | 0.138               | 25                  | COG | 7pF         | ±0.5pF                | CLR1C070DA1INN# |
| 480 | 0.138               | 25                  | COG | 7.1pF       | ±0.05pF               | CLR1C7R1AA1INN# |
| 481 | 0.138               | 25                  | COG | 7.1pF       | ±0.1pF                | CLR1C7R1BA1INN# |
| 482 | 0.138               | 25                  | COG | 7.1pF       | ±0.25pF               | CLR1C7R1CA1INN# |
| 483 | 0.138               | 25                  | COG | 7.1pF       | ±0.5pF                | CLR1C7R1DA1INN# |
| 484 | 0.138               | 25                  | COG | 7.2pF       | ±0.05pF               | CLR1C7R2AA1INN# |
| 485 | 0.138               | 25                  | COG | 7.2pF       | ±0.1pF                | CLR1C7R2BA1INN# |
| 486 | 0.138               | 25                  | COG | 7.2pF       | ±0.25pF               | CLR1C7R2CA1INN# |
| 487 | 0.138               | 25                  | COG | 7.2pF       | ±0.5pF                | CLR1C7R2DA1INN# |
| 488 | 0.138               | 25                  | COG | 7.3pF       | ±0.05pF               | CLR1C7R3AA1INN# |
| 489 | 0.138               | 25                  | COG | 7.3pF       | ±0.1pF                | CLR1C7R3BA1INN# |
| 490 | 0.138               | 25                  | COG | 7.3pF       | ±0.25pF               | CLR1C7R3CA1INN# |
| 491 | 0.138               | 25                  | COG | 7.3pF       | ±0.5pF                | CLR1C7R3DA1INN# |
| 492 | 0.138               | 25                  | COG | 7.4pF       | ±0.05pF               | CLR1C7R4AA1INN# |
| 493 | 0.138               | 25                  | COG | 7.4pF       | ±0.1pF                | CLR1C7R4BA1INN# |
| 494 | 0.138               | 25                  | COG | 7.4pF       | ±0.25pF               | CLR1C7R4CA1INN# |
| 495 | 0.138               | 25                  | COG | 7.4pF       | ±0.5pF                | CLR1C7R4DA1INN# |
| 496 | 0.138               | 25                  | COG | 7.5pF       | ±0.05pF               | CLR1C7R5AA1INN# |
| 497 | 0.138               | 25                  | COG | 7.5pF       | ±0.1pF                | CLR1C7R5BA1INN# |
| 498 | 0.138               | 25                  | COG | 7.5pF       | ±0.25pF               | CLR1C7R5CA1INN# |
| 499 | 0.138               | 25                  | COG | 7.5pF       | ±0.5pF                | CLR1C7R5DA1INN# |
| 500 | 0.138               | 25                  | COG | 7.6pF       | ±0.05pF               | CLR1C7R6AA1INN# |
| 501 | 0.138               | 25                  | COG | 7.6pF       | ±0.1pF                | CLR1C7R6BA1INN# |
| 502 | 0.138               | 25                  | COG | 7.6pF       | ±0.25pF               | CLR1C7R6CA1INN# |
| 503 | 0.138               | 25                  | COG | 7.6pF       | ±0.5pF                | CLR1C7R6DA1INN# |
| 504 | 0.138               | 25                  | COG | 7.7pF       | ±0.05pF               | CLR1C7R7AA1INN# |
| 505 | 0.138               | 25                  | COG | 7.7pF       | ±0.1pF                | CLR1C7R7BA1INN# |
| 506 | 0.138               | 25                  | COG | 7.7pF       | ±0.25pF               | CLR1C7R7CA1INN# |
| 507 | 0.138               | 25                  | COG | 7.7pF       | ±0.5pF                | CLR1C7R7DA1INN# |
| 508 | 0.138               | 25                  | COG | 7.8pF       | ±0.05pF               | CLR1C7R8AA1INN# |
| 509 | 0.138               | 25                  | COG | 7.8pF       | ±0.1pF                | CLR1C7R8BA1INN# |
| 510 | 0.138               | 25                  | COG | 7.8pF       | ±0.25pF               | CLR1C7R8CA1INN# |
| 511 | 0.138               | 25                  | COG | 7.8pF       | ±0.5pF                | CLR1C7R8DA1INN# |
| 512 | 0.138               | 25                  | COG | 7.9pF       | ±0.05pF               | CLR1C7R9AA1INN# |
| 513 | 0.138               | 25                  | COG | 7.9pF       | ±0.1pF                | CLR1C7R9BA1INN# |
| 514 | 0.138               | 25                  | COG | 7.9pF       | ±0.25pF               | CLR1C7R9CA1INN# |
| 515 | 0.138               | 25                  | COG | 7.9pF       | ±0.5pF                | CLR1C7R9DA1INN# |
| 516 | 0.138               | 25                  | COG | 8pF         | ±0.05pF               | CLR1C080AA1INN# |
| 517 | 0.138               | 25                  | COG | 8pF         | ±0.1pF                | CLR1C080BA1INN# |
| 518 | 0.138               | 25                  | COG | 8pF         | ±0.25pF               | CLR1C080CA1INN# |
| 519 | 0.138               | 25                  | COG | 8pF         | ±0.5pF                | CLR1C080DA1INN# |
| 520 | 0.138               | 25                  | COG | 8.1pF       | ±0.05pF               | CLR1C8R1AA1INN# |



# Normal Capacitors\_Standard

Size Code (inch/mm) : 008004/0201

| No. | Thickness Max. (mm) | Rated Voltage (Vdc) | TCC | Capacitance | Capacitance Tolerance | Part Number     |
|-----|---------------------|---------------------|-----|-------------|-----------------------|-----------------|
| 521 | 0.138               | 25                  | COG | 8.1pF       | ±0.1pF                | CLR1C8R1BA1INN# |
| 522 | 0.138               | 25                  | COG | 8.1pF       | ±0.25pF               | CLR1C8R1CA1INN# |
| 523 | 0.138               | 25                  | COG | 8.1pF       | ±0.5pF                | CLR1C8R1DA1INN# |
| 524 | 0.138               | 25                  | COG | 8.2pF       | ±0.05pF               | CLR1C8R2AA1INN# |
| 525 | 0.138               | 25                  | COG | 8.2pF       | ±0.1pF                | CLR1C8R2BA1INN# |
| 526 | 0.138               | 25                  | COG | 8.2pF       | ±0.25pF               | CLR1C8R2CA1INN# |
| 527 | 0.138               | 25                  | COG | 8.2pF       | ±0.5pF                | CLR1C8R2DA1INN# |
| 528 | 0.138               | 25                  | COG | 8.3pF       | ±0.05pF               | CLR1C8R3AA1INN# |
| 529 | 0.138               | 25                  | COG | 8.3pF       | ±0.1pF                | CLR1C8R3BA1INN# |
| 530 | 0.138               | 25                  | COG | 8.3pF       | ±0.25pF               | CLR1C8R3CA1INN# |
| 531 | 0.138               | 25                  | COG | 8.3pF       | ±0.5pF                | CLR1C8R3DA1INN# |
| 532 | 0.138               | 25                  | COG | 8.4pF       | ±0.05pF               | CLR1C8R4AA1INN# |
| 533 | 0.138               | 25                  | COG | 8.4pF       | ±0.1pF                | CLR1C8R4BA1INN# |
| 534 | 0.138               | 25                  | COG | 8.4pF       | ±0.25pF               | CLR1C8R4CA1INN# |
| 535 | 0.138               | 25                  | COG | 8.4pF       | ±0.5pF                | CLR1C8R4DA1INN# |
| 536 | 0.138               | 25                  | COG | 8.5pF       | ±0.05pF               | CLR1C8R5AA1INN# |
| 537 | 0.138               | 25                  | COG | 8.5pF       | ±0.1pF                | CLR1C8R5BA1INN# |
| 538 | 0.138               | 25                  | COG | 8.5pF       | ±0.25pF               | CLR1C8R5CA1INN# |
| 539 | 0.138               | 25                  | COG | 8.5pF       | ±0.5pF                | CLR1C8R5DA1INN# |
| 540 | 0.138               | 25                  | COG | 8.6pF       | ±0.05pF               | CLR1C8R6AA1INN# |
| 541 | 0.138               | 25                  | COG | 8.6pF       | ±0.1pF                | CLR1C8R6BA1INN# |
| 542 | 0.138               | 25                  | COG | 8.6pF       | ±0.25pF               | CLR1C8R6CA1INN# |
| 543 | 0.138               | 25                  | COG | 8.6pF       | ±0.5pF                | CLR1C8R6DA1INN# |
| 544 | 0.138               | 25                  | COG | 8.7pF       | ±0.05pF               | CLR1C8R7AA1INN# |
| 545 | 0.138               | 25                  | COG | 8.7pF       | ±0.1pF                | CLR1C8R7BA1INN# |
| 546 | 0.138               | 25                  | COG | 8.7pF       | ±0.25pF               | CLR1C8R7CA1INN# |
| 547 | 0.138               | 25                  | COG | 8.7pF       | ±0.5pF                | CLR1C8R7DA1INN# |
| 548 | 0.138               | 25                  | COG | 8.8pF       | ±0.05pF               | CLR1C8R8AA1INN# |
| 549 | 0.138               | 25                  | COG | 8.8pF       | ±0.1pF                | CLR1C8R8BA1INN# |
| 550 | 0.138               | 25                  | COG | 8.8pF       | ±0.25pF               | CLR1C8R8CA1INN# |
| 551 | 0.138               | 25                  | COG | 8.8pF       | ±0.5pF                | CLR1C8R8DA1INN# |
| 552 | 0.138               | 25                  | COG | 8.9pF       | ±0.05pF               | CLR1C8R9AA1INN# |
| 553 | 0.138               | 25                  | COG | 8.9pF       | ±0.1pF                | CLR1C8R9BA1INN# |
| 554 | 0.138               | 25                  | COG | 8.9pF       | ±0.25pF               | CLR1C8R9CA1INN# |
| 555 | 0.138               | 25                  | COG | 8.9pF       | ±0.5pF                | CLR1C8R9DA1INN# |
| 556 | 0.138               | 25                  | COG | 9pF         | ±0.05pF               | CLR1C090AA1INN# |
| 557 | 0.138               | 25                  | COG | 9pF         | ±0.1pF                | CLR1C090BA1INN# |
| 558 | 0.138               | 25                  | COG | 9pF         | ±0.25pF               | CLR1C090CA1INN# |
| 559 | 0.138               | 25                  | COG | 9pF         | ±0.5pF                | CLR1C090DA1INN# |
| 560 | 0.138               | 25                  | COG | 9.1pF       | ±0.05pF               | CLR1C9R1AA1INN# |
| 561 | 0.138               | 25                  | COG | 9.1pF       | ±0.1pF                | CLR1C9R1BA1INN# |
| 562 | 0.138               | 25                  | COG | 9.1pF       | ±0.25pF               | CLR1C9R1CA1INN# |
| 563 | 0.138               | 25                  | COG | 9.1pF       | ±0.5pF                | CLR1C9R1DA1INN# |
| 564 | 0.138               | 25                  | COG | 9.2pF       | ±0.05pF               | CLR1C9R2AA1INN# |
| 565 | 0.138               | 25                  | COG | 9.2pF       | ±0.1pF                | CLR1C9R2BA1INN# |



# Normal Capacitors\_Standard

Size Code (inch/mm) : 008004/0201

| No. | Thickness Max. (mm) | Rated Voltage (Vdc) | TCC | Capacitance | Capacitance Tolerance | Part Number     |
|-----|---------------------|---------------------|-----|-------------|-----------------------|-----------------|
| 566 | 0.138               | 25                  | COG | 9.2pF       | ±0.25pF               | CLR1C9R2CA1INN# |
| 567 | 0.138               | 25                  | COG | 9.2pF       | ±0.5pF                | CLR1C9R2DA1INN# |
| 568 | 0.138               | 25                  | COG | 9.3pF       | ±0.05pF               | CLR1C9R3AA1INN# |
| 569 | 0.138               | 25                  | COG | 9.3pF       | ±0.1pF                | CLR1C9R3BA1INN# |
| 570 | 0.138               | 25                  | COG | 9.3pF       | ±0.25pF               | CLR1C9R3CA1INN# |
| 571 | 0.138               | 25                  | COG | 9.3pF       | ±0.5pF                | CLR1C9R3DA1INN# |
| 572 | 0.138               | 25                  | COG | 9.4pF       | ±0.05pF               | CLR1C9R4AA1INN# |
| 573 | 0.138               | 25                  | COG | 9.4pF       | ±0.1pF                | CLR1C9R4BA1INN# |
| 574 | 0.138               | 25                  | COG | 9.4pF       | ±0.25pF               | CLR1C9R4CA1INN# |
| 575 | 0.138               | 25                  | COG | 9.4pF       | ±0.5pF                | CLR1C9R4DA1INN# |
| 576 | 0.138               | 25                  | COG | 9.5pF       | ±0.05pF               | CLR1C9R5AA1INN# |
| 577 | 0.138               | 25                  | COG | 9.5pF       | ±0.1pF                | CLR1C9R5BA1INN# |
| 578 | 0.138               | 25                  | COG | 9.5pF       | ±0.25pF               | CLR1C9R5CA1INN# |
| 579 | 0.138               | 25                  | COG | 9.5pF       | ±0.5pF                | CLR1C9R5DA1INN# |
| 580 | 0.138               | 25                  | COG | 9.6pF       | ±0.05pF               | CLR1C9R6AA1INN# |
| 581 | 0.138               | 25                  | COG | 9.6pF       | ±0.1pF                | CLR1C9R6BA1INN# |
| 582 | 0.138               | 25                  | COG | 9.6pF       | ±0.25pF               | CLR1C9R6CA1INN# |
| 583 | 0.138               | 25                  | COG | 9.6pF       | ±0.5pF                | CLR1C9R6DA1INN# |
| 584 | 0.138               | 25                  | COG | 9.7pF       | ±0.05pF               | CLR1C9R7AA1INN# |
| 585 | 0.138               | 25                  | COG | 9.7pF       | ±0.1pF                | CLR1C9R7BA1INN# |
| 586 | 0.138               | 25                  | COG | 9.7pF       | ±0.25pF               | CLR1C9R7CA1INN# |
| 587 | 0.138               | 25                  | COG | 9.7pF       | ±0.5pF                | CLR1C9R7DA1INN# |
| 588 | 0.138               | 25                  | COG | 9.8pF       | ±0.05pF               | CLR1C9R8AA1INN# |
| 589 | 0.138               | 25                  | COG | 9.8pF       | ±0.1pF                | CLR1C9R8BA1INN# |
| 590 | 0.138               | 25                  | COG | 9.8pF       | ±0.25pF               | CLR1C9R8CA1INN# |
| 591 | 0.138               | 25                  | COG | 9.8pF       | ±0.5pF                | CLR1C9R8DA1INN# |
| 592 | 0.138               | 25                  | COG | 9.9pF       | ±0.05pF               | CLR1C9R9AA1INN# |
| 593 | 0.138               | 25                  | COG | 9.9pF       | ±0.1pF                | CLR1C9R9BA1INN# |
| 594 | 0.138               | 25                  | COG | 9.9pF       | ±0.25pF               | CLR1C9R9CA1INN# |
| 595 | 0.138               | 25                  | COG | 9.9pF       | ±0.5pF                | CLR1C9R9DA1INN# |
| 596 | 0.138               | 25                  | COG | 10pF        | ±0.05pF               | CLR1C100AA1INN# |
| 597 | 0.138               | 25                  | COG | 10pF        | ±0.1pF                | CLR1C100BA1INN# |
| 598 | 0.138               | 25                  | COG | 10pF        | ±0.1pF                | CLR1C100BA1NNN# |
| 599 | 0.138               | 25                  | COG | 10pF        | ±0.25pF               | CLR1C100CA1INN# |
| 600 | 0.138               | 25                  | COG | 10pF        | ±0.5pF                | CLR1C100DA1INN# |
| 601 | 0.138               | 25                  | COG | 10pF        | ±2%                   | CLR1C100GA1INN# |
| 602 | 0.138               | 25                  | COG | 10pF        | ±5%                   | CLR1C100JA1INN# |
| 603 | 0.138               | 25                  | COG | 18pF        | ±5%                   | CLR1C180JA1NNN# |
| 604 | 0.138               | 25                  | COG | 36pF        | ±5%                   | CLR1C360JA1NNN# |
| 605 | 0.138               | 25                  | COG | 47pF        | ±5%                   | CLR1C470JA1NNN# |
| 606 | 0.138               | 25                  | COG | 56pF        | ±5%                   | CLR1C560JA1NNN# |



# Normal Capacitors\_Standard

Size Code (inch/mm) : 01005/0402

| No. | Thickness Max. (mm) | Rated Voltage (Vdc) | TCC | Capacitance | Capacitance Tolerance | Part Number      |
|-----|---------------------|---------------------|-----|-------------|-----------------------|------------------|
| 1   | 0.22                | 6.3                 | COG | 100pF       | ±5%                   | CL02C101JQ2NINN# |
| 2   | 0.22                | 16                  | COG | 10pF        | ±5%                   | CL02C100JO2ANN#  |
| 3   | 0.22                | 16                  | COG | 10pF        | ±5%                   | CL02C100JO2NINN# |
| 4   | 0.22                | 16                  | COG | 11pF        | ±5%                   | CL02C110JO2NINN# |
| 5   | 0.22                | 16                  | COG | 13pF        | ±5%                   | CL02C130JO2NINN# |
| 6   | 0.22                | 16                  | COG | 16pF        | ±5%                   | CL02C160JO2NINN# |
| 7   | 0.22                | 16                  | COG | 18pF        | ±5%                   | CL02C180JO2NINN# |
| 8   | 0.22                | 16                  | COG | 20pF        | ±5%                   | CL02C200JO2NINN# |
| 9   | 0.22                | 16                  | COG | 22pF        | ±5%                   | CL02C220JO2NINN# |
| 10  | 0.22                | 16                  | COG | 24pF        | ±5%                   | CL02C240JO2NINN# |
| 11  | 0.22                | 16                  | COG | 27pF        | ±5%                   | CL02C270JO2NINN# |
| 12  | 0.22                | 16                  | COG | 30pF        | ±5%                   | CL02C300JO2NINN# |
| 13  | 0.22                | 16                  | COG | 33pF        | ±5%                   | CL02C330JO2ANN#  |
| 14  | 0.22                | 16                  | COG | 33pF        | ±5%                   | CL02C330JO2NINN# |
| 15  | 0.22                | 16                  | COG | 36pF        | ±5%                   | CL02C360JO2NINN# |
| 16  | 0.22                | 16                  | COG | 39pF        | ±5%                   | CL02C390JO2NINN# |
| 17  | 0.22                | 16                  | COG | 43pF        | ±5%                   | CL02C430JO2NINN# |
| 18  | 0.22                | 16                  | COG | 47pF        | ±5%                   | CL02C470JO2ANN#  |
| 19  | 0.22                | 16                  | COG | 51pF        | ±5%                   | CL02C510JO2NINN# |
| 20  | 0.22                | 16                  | COG | 56pF        | ±5%                   | CL02C560JO2NINN# |
| 21  | 0.22                | 16                  | COG | 62pF        | ±5%                   | CL02C620JO2NINN# |
| 22  | 0.22                | 16                  | COG | 68pF        | ±5%                   | CL02C680JO2NINN# |
| 23  | 0.22                | 16                  | COG | 75pF        | ±5%                   | CL02C750JO2NINN# |
| 24  | 0.22                | 16                  | COG | 82pF        | ±5%                   | CL02C820JO2NINN# |
| 25  | 0.22                | 16                  | COG | 91pF        | ±5%                   | CL02C910JO2NINN# |
| 26  | 0.22                | 16                  | COG | 100pF       | ±5%                   | CL02C101JO2NINN# |
| 27  | 0.22                | 25                  | COG | 10pF        | ±5%                   | CL02C100JA2NINN# |
| 28  | 0.22                | 25                  | COG | 11pF        | ±5%                   | CL02C110JA2NINN# |
| 29  | 0.22                | 25                  | COG | 12pF        | ±5%                   | CL02C120JA2NINN# |
| 30  | 0.22                | 25                  | COG | 13pF        | ±5%                   | CL02C130JA2NINN# |
| 31  | 0.22                | 25                  | COG | 15pF        | ±5%                   | CL02C150JA2NINN# |
| 32  | 0.22                | 25                  | COG | 16pF        | ±5%                   | CL02C160JA2NINN# |
| 33  | 0.22                | 25                  | COG | 18pF        | ±5%                   | CL02C180JA2NINN# |
| 34  | 0.22                | 25                  | COG | 20pF        | ±5%                   | CL02C200JA2NINN# |
| 35  | 0.22                | 25                  | COG | 22pF        | ±5%                   | CL02C220JA2NINN# |
| 36  | 0.22                | 25                  | COG | 24pF        | ±5%                   | CL02C240JA2NINN# |
| 37  | 0.22                | 25                  | COG | 27pF        | ±5%                   | CL02C270JA2NINN# |
| 38  | 0.22                | 25                  | COG | 30pF        | ±5%                   | CL02C300JA2NINN# |
| 39  | 0.22                | 25                  | COG | 33pF        | ±5%                   | CL02C330JA2NINN# |
| 40  | 0.22                | 25                  | COG | 36pF        | ±5%                   | CL02C360JA2NINN# |
| 41  | 0.22                | 25                  | COG | 39pF        | ±5%                   | CL02C390JA2NINN# |
| 42  | 0.22                | 25                  | COG | 43pF        | ±5%                   | CL02C430JA2NINN# |
| 43  | 0.22                | 25                  | COG | 47pF        | ±5%                   | CL02C470JA2NINN# |
| 44  | 0.22                | 25                  | COG | 51pF        | ±5%                   | CL02C510JA2NINN# |
| 45  | 0.22                | 25                  | COG | 56pF        | ±5%                   | CL02C560JA2NINN# |



# Normal Capacitors\_Standard

Size Code (inch/mm) : 01005/0402

| No. | Thickness Max. (mm) | Rated Voltage (Vdc) | TCC | Capacitance | Capacitance Tolerance | Part Number     |
|-----|---------------------|---------------------|-----|-------------|-----------------------|-----------------|
| 46  | 0.22                | 25                  | COG | 62pF        | ±5%                   | CL02C620JA2NNN# |
| 47  | 0.22                | 25                  | COG | 68pF        | ±5%                   | CL02C680JA2NNN# |
| 48  | 0.22                | 25                  | COG | 75pF        | ±5%                   | CL02C750JA2NNN# |
| 49  | 0.22                | 25                  | COG | 82pF        | ±5%                   | CL02C820JA2NNN# |
| 50  | 0.22                | 25                  | COG | 91pF        | ±5%                   | CL02C910JA2NNN# |
| 51  | 0.22                | 25                  | COG | 100pF       | ±5%                   | CL02C101JA2NNN# |
| 52  | 0.22                | 25                  | COG | 220pF       | ±5%                   | CL02C221JA2NNN# |
| 53  | 0.22                | 50                  | COG | 100pF       | ±5%                   | CL02C101JB2NNN# |

Size Code (inch/mm) : 0201/0603

| No. | Thickness Max. (mm) | Rated Voltage (Vdc) | TCC | Capacitance | Capacitance Tolerance | Part Number     |
|-----|---------------------|---------------------|-----|-------------|-----------------------|-----------------|
| 1   | 0.33                | 25                  | COG | 0.2pF       | ±0.1pF                | CL03C0R2BA3GNN# |
| 2   | 0.33                | 25                  | COG | 0.5pF       | ±0.1pF                | CL03C0R5BA3GNN# |
| 3   | 0.33                | 25                  | COG | 0.5pF       | ±0.25pF               | CL03C0R5CA3GNN# |
| 4   | 0.33                | 25                  | COG | 1pF         | ±0.1pF                | CL03C010BA3GNN# |
| 5   | 0.33                | 25                  | COG | 1pF         | ±0.25pF               | CL03C010CA3GNN# |
| 6   | 0.33                | 25                  | COG | 1.2pF       | ±0.1pF                | CL03C1R2BA3GNN# |
| 7   | 0.33                | 25                  | COG | 1.2pF       | ±0.25pF               | CL03C1R2CA3GNN# |
| 8   | 0.33                | 25                  | COG | 1.5pF       | ±0.25pF               | CL03C1R5CA3GNN# |
| 9   | 0.33                | 25                  | COG | 1.8pF       | ±0.25pF               | CL03C1R8CA3GNN# |
| 10  | 0.33                | 25                  | COG | 2.2pF       | ±0.1pF                | CL03C2R2BA3GNN# |
| 11  | 0.33                | 25                  | COG | 2.2pF       | ±0.25pF               | CL03C2R2CA3GNN# |
| 12  | 0.33                | 25                  | COG | 2.7pF       | ±0.25pF               | CL03C2R7CA3GNN# |
| 13  | 0.33                | 25                  | COG | 3pF         | ±0.1pF                | CL03C030BA3GNN# |
| 14  | 0.33                | 25                  | COG | 4.7pF       | ±0.25pF               | CL03C4R7CA3GNN# |
| 15  | 0.33                | 25                  | COG | 5pF         | ±0.25pF               | CL03C050CA3GNN# |
| 16  | 0.33                | 25                  | COG | 5.6pF       | ±0.25pF               | CL03C5R6CA3GNN# |
| 17  | 0.33                | 25                  | COG | 6pF         | ±0.5pF                | CL03C060DA3GNN# |
| 18  | 0.33                | 25                  | COG | 6.8pF       | ±0.25pF               | CL03C6R8CA3GNN# |
| 19  | 0.33                | 25                  | COG | 6.8pF       | ±0.5pF                | CL03C6R8DA3GNN# |
| 20  | 0.33                | 25                  | COG | 9pF         | ±0.25pF               | CL03C090CA3GNN# |
| 21  | 0.33                | 25                  | COG | 10pF        | ±5%                   | CL03C100JA3GNN# |
| 22  | 0.33                | 25                  | COG | 10pF        | ±5%                   | CL03C100JA3NNN# |
| 23  | 0.33                | 25                  | COG | 11pF        | ±5%                   | CL03C110JA3GNN# |
| 24  | 0.33                | 25                  | COG | 11pF        | ±5%                   | CL03C110JA3NNN# |
| 25  | 0.33                | 25                  | COG | 12pF        | ±5%                   | CL03C120JA3GNN# |
| 26  | 0.33                | 25                  | COG | 12pF        | ±5%                   | CL03C120JA3NNN# |
| 27  | 0.33                | 25                  | COG | 13pF        | ±5%                   | CL03C130JA3GNN# |
| 28  | 0.33                | 25                  | COG | 15pF        | ±5%                   | CL03C150JA3NNN# |
| 29  | 0.33                | 25                  | COG | 16pF        | ±5%                   | CL03C160JA3GNN# |
| 30  | 0.33                | 25                  | COG | 18pF        | ±5%                   | CL03C180JA3GNN# |



# Normal Capacitors\_Standard

Size Code (inch/mm) : 0201/0603

| No. | Thickness Max. (mm) | Rated Voltage (Vdc) | TCC | Capacitance | Capacitance Tolerance | Part Number     |
|-----|---------------------|---------------------|-----|-------------|-----------------------|-----------------|
| 31  | 0.33                | 25                  | COG | 18pF        | ±5%                   | CL03C180JA3NNN# |
| 32  | 0.33                | 25                  | COG | 20pF        | ±5%                   | CL03C200JA3GNN# |
| 33  | 0.33                | 25                  | COG | 20pF        | ±5%                   | CL03C200JA3NNN# |
| 34  | 0.33                | 25                  | COG | 22pF        | ±5%                   | CL03C220JA3GNN# |
| 35  | 0.33                | 25                  | COG | 22pF        | ±5%                   | CL03C220JA3NNN# |
| 36  | 0.33                | 25                  | COG | 24pF        | ±5%                   | CL03C240JA3GNN# |
| 37  | 0.33                | 25                  | COG | 27pF        | ±5%                   | CL03C270JA3GNN# |
| 38  | 0.33                | 25                  | COG | 27pF        | ±5%                   | CL03C270JA3NNN# |
| 39  | 0.33                | 25                  | COG | 30pF        | ±5%                   | CL03C300JA3GNN# |
| 40  | 0.33                | 25                  | COG | 30pF        | ±5%                   | CL03C300JA3NNN# |
| 41  | 0.33                | 25                  | COG | 33pF        | ±5%                   | CL03C330JA3NNN# |
| 42  | 0.33                | 25                  | COG | 39pF        | ±5%                   | CL03C390JA3NNN# |
| 43  | 0.33                | 25                  | COG | 47pF        | ±5%                   | CL03C470JA3NNN# |
| 44  | 0.33                | 25                  | COG | 56pF        | ±5%                   | CL03C560JA3NNN# |
| 45  | 0.33                | 25                  | COG | 68pF        | ±5%                   | CL03C680JA3NNN# |
| 46  | 0.33                | 25                  | COG | 82pF        | ±5%                   | CL03C820JA3NNN# |
| 47  | 0.33                | 25                  | COG | 100pF       | ±5%                   | CL03C101JA3NNN# |
| 48  | 0.33                | 50                  | COG | 1pF         | ±0.1pF                | CL03C010BB3GNN# |
| 49  | 0.33                | 50                  | COG | 1.2pF       | ±0.1pF                | CL03C1R2BB3GNN# |
| 50  | 0.33                | 50                  | COG | 2pF         | ±0.1pF                | CL03C020BB3GNN# |
| 51  | 0.33                | 50                  | COG | 2.7pF       | ±0.1pF                | CL03C2R7BB3GNN# |
| 52  | 0.33                | 50                  | COG | 3.3pF       | ±0.1pF                | CL03C3R3BB3GNN# |
| 53  | 0.33                | 50                  | COG | 10pF        | ±5%                   | CL03C100JB3GNN# |
| 54  | 0.33                | 50                  | COG | 10pF        | ±5%                   | CL03C100JB3NNN# |
| 55  | 0.33                | 50                  | COG | 12pF        | ±5%                   | CL03C120JB3NNN# |
| 56  | 0.33                | 50                  | COG | 15pF        | ±5%                   | CL03C150JB3NNN# |
| 57  | 0.33                | 50                  | COG | 22pF        | ±5%                   | CL03C220JB3NNN# |
| 58  | 0.33                | 50                  | COG | 27pF        | ±5%                   | CL03C270JB3GNN# |
| 59  | 0.33                | 50                  | COG | 27pF        | ±5%                   | CL03C270JB3NNN# |
| 60  | 0.33                | 50                  | COG | 33pF        | ±5%                   | CL03C330JB3NNN# |
| 61  | 0.33                | 50                  | COG | 39pF        | ±2%                   | CL03C390GB3NNN# |
| 62  | 0.33                | 50                  | COG | 39pF        | ±5%                   | CL03C390JB3NNN# |
| 63  | 0.33                | 50                  | COG | 47pF        | ±5%                   | CL03C470JB3NNN# |
| 64  | 0.33                | 50                  | COG | 100pF       | ±5%                   | CL03C101JB3NNN# |
| 65  | 0.33                | 100                 | COG | 100pF       | ±5%                   | CL03C101JC3NNN# |



# Normal Capacitors\_Standard

Size Code (inch/mm) : 0402/1005

| No. | Thickness Max. (mm) | Rated Voltage (Vdc) | TCC | Capacitance | Capacitance Tolerance | Part Number     |
|-----|---------------------|---------------------|-----|-------------|-----------------------|-----------------|
| 1   | 0.55                | 16                  | COG | 1nF         | ±5%                   | CL05C102J05NNN# |
| 2   | 0.55                | 16                  | COG | 100pF       | ±5%                   | CL05C101J05NNN# |
| 3   | 0.55                | 16                  | COG | 220pF       | ±5%                   | CL05C221J05NNN# |
| 4   | 0.55                | 25                  | COG | 1nF         | ±5%                   | CL05C102JA5NFN# |
| 5   | 0.55                | 25                  | COG | 20pF        | ±5%                   | CL05C200JA5NNN# |
| 6   | 0.55                | 25                  | COG | 22pF        | ±5%                   | CL05C220JA5NNN# |
| 7   | 0.55                | 25                  | COG | 27pF        | ±5%                   | CL05C270JA5NNN# |
| 8   | 0.55                | 25                  | COG | 56pF        | ±5%                   | CL05C560JA5NNN# |
| 9   | 0.55                | 25                  | COG | 82pF        | ±5%                   | CL05C820JA5NNN# |
| 10  | 0.55                | 25                  | COG | 180pF       | ±5%                   | CL05C181JA5NNN# |
| 11  | 0.55                | 25                  | COG | 560pF       | ±5%                   | CL05C561JA5NNN# |
| 12  | 0.55                | 50                  | COG | 1nF         | ±5%                   | CL05C102JB5NNN# |
| 13  | 0.55                | 50                  | COG | 1pF         | ±0.25pF               | CL05C010CB5NNN# |
| 14  | 0.55                | 50                  | COG | 3.3pF       | ±0.25pF               | CL05C3R3CB5NNN# |
| 15  | 0.55                | 50                  | COG | 3.9pF       | ±0.25pF               | CL05C3R9CB5NNN# |
| 16  | 0.55                | 50                  | COG | 4.7pF       | ±0.25pF               | CL05C4R7CB5NNN# |
| 17  | 0.55                | 50                  | COG | 5pF         | ±0.25pF               | CL05C050CB5NNN# |
| 18  | 0.55                | 50                  | COG | 6.8pF       | ±0.25pF               | CL05C6R8CB5NNN# |
| 19  | 0.55                | 50                  | COG | 8.2pF       | ±0.25pF               | CL05C8R2CB5NNN# |
| 20  | 0.55                | 50                  | COG | 9pF         | ±0.25pF               | CL05C090CB5NNN# |
| 21  | 0.55                | 50                  | COG | 9pF         | ±0.5pF                | CL05C090DB5NNN# |
| 22  | 0.55                | 50                  | COG | 10pF        | ±0.5pF                | CL05C100DB5NNN# |
| 23  | 0.55                | 50                  | COG | 10pF        | ±5%                   | CL05C100JB5NKN# |
| 24  | 0.55                | 50                  | COG | 10pF        | ±5%                   | CL05C100JB5NFN# |
| 25  | 0.55                | 50                  | COG | 10pF        | ±5%                   | CL05C100JB5NNN# |
| 26  | 0.55                | 50                  | COG | 11pF        | ±5%                   | CL05C110JB5NNN# |
| 27  | 0.55                | 50                  | COG | 12pF        | ±5%                   | CL05C120JB5NKN# |
| 28  | 0.55                | 50                  | COG | 12pF        | ±5%                   | CL05C120JB5NNN# |
| 29  | 0.55                | 50                  | COG | 13pF        | ±5%                   | CL05C130JB5NKN# |
| 30  | 0.55                | 50                  | COG | 15pF        | ±5%                   | CL05C150JB5NKN# |
| 31  | 0.55                | 50                  | COG | 15pF        | ±5%                   | CL05C150JB5NNN# |
| 32  | 0.55                | 50                  | COG | 16pF        | ±5%                   | CL05C160JB5NKN# |
| 33  | 0.55                | 50                  | COG | 17pF        | ±5%                   | CL05C170JB5NNN# |
| 34  | 0.55                | 50                  | COG | 18pF        | ±2%                   | CL05C180GB5NNN# |
| 35  | 0.55                | 50                  | COG | 18pF        | ±5%                   | CL05C180JB5NKN# |
| 36  | 0.55                | 50                  | COG | 18pF        | ±5%                   | CL05C180JB5NFN# |
| 37  | 0.55                | 50                  | COG | 18pF        | ±5%                   | CL05C180JB5NNN# |
| 38  | 0.55                | 50                  | COG | 19pF        | ±5%                   | CL05C190JB5NNN# |
| 39  | 0.55                | 50                  | COG | 22pF        | ±5%                   | CL05C220JB5NKN# |
| 40  | 0.55                | 50                  | COG | 22pF        | ±5%                   | CL05C220JB5NFN# |



# Normal Capacitors\_Standard

Size Code (inch/mm) : 0402/1005

| No. | Thickness Max. (mm) | Rated Voltage (Vdc) | TCC | Capacitance | Capacitance Tolerance | Part Number      |
|-----|---------------------|---------------------|-----|-------------|-----------------------|------------------|
| 41  | 0.55                | 50                  | COG | 22pF        | ±5%                   | CL05C220JB5NINN# |
| 42  | 0.55                | 50                  | COG | 24pF        | ±5%                   | CL05C240JB5NINN# |
| 43  | 0.55                | 50                  | COG | 24pF        | ±5%                   | CL05C240JB5NINN# |
| 44  | 0.55                | 50                  | COG | 27pF        | ±5%                   | CL05C270JB5NINN# |
| 45  | 0.55                | 50                  | COG | 27pF        | ±5%                   | CL05C270JB5NINN# |
| 46  | 0.55                | 50                  | COG | 30pF        | ±5%                   | CL05C300JB5NINN# |
| 47  | 0.55                | 50                  | COG | 33pF        | ±5%                   | CL05C330JB5NINN# |
| 48  | 0.55                | 50                  | COG | 33pF        | ±5%                   | CL05C330JB5NINN# |
| 49  | 0.55                | 50                  | COG | 33pF        | ±5%                   | CL05C330JB5NINN# |
| 50  | 0.55                | 50                  | COG | 36pF        | ±5%                   | CL05C360JB5NINN# |
| 51  | 0.55                | 50                  | COG | 39pF        | ±5%                   | CL05C390JB5NINN# |
| 52  | 0.55                | 50                  | COG | 39pF        | ±5%                   | CL05C390JB5NINN# |
| 53  | 0.55                | 50                  | COG | 43pF        | ±5%                   | CL05C430JB5NINN# |
| 54  | 0.55                | 50                  | COG | 47pF        | ±5%                   | CL05C470JB5NINN# |
| 55  | 0.55                | 50                  | COG | 47pF        | ±5%                   | CL05C470JB5NINN# |
| 56  | 0.55                | 50                  | COG | 47pF        | ±5%                   | CL05C470JB5NINN# |
| 57  | 0.55                | 50                  | COG | 56pF        | ±5%                   | CL05C560JB5NINN# |
| 58  | 0.55                | 50                  | COG | 62pF        | ±5%                   | CL05C620JB5NINN# |
| 59  | 0.55                | 50                  | COG | 62pF        | ±5%                   | CL05C620JB5NINN# |
| 60  | 0.55                | 50                  | COG | 68pF        | ±5%                   | CL05C680JB5NINN# |
| 61  | 0.55                | 50                  | COG | 68pF        | ±5%                   | CL05C680JB5NINN# |
| 62  | 0.55                | 50                  | COG | 68pF        | ±5%                   | CL05C680JB5NINN# |
| 63  | 0.55                | 50                  | COG | 75pF        | ±5%                   | CL05C750JB5NINN# |
| 64  | 0.55                | 50                  | COG | 82pF        | ±5%                   | CL05C820JB5NINN# |
| 65  | 0.55                | 50                  | COG | 82pF        | ±5%                   | CL05C820JB5NINN# |
| 66  | 0.55                | 50                  | COG | 91pF        | ±5%                   | CL05C910JB5NINN# |
| 67  | 0.55                | 50                  | COG | 100pF       | ±5%                   | CL05C101JB5NINN# |
| 68  | 0.55                | 50                  | COG | 100pF       | ±5%                   | CL05C101JB5NINN# |
| 69  | 0.55                | 50                  | COG | 100pF       | ±5%                   | CL05C101JB5NINN# |
| 70  | 0.55                | 50                  | COG | 120pF       | ±5%                   | CL05C121JB5NINN# |
| 71  | 0.55                | 50                  | COG | 130pF       | ±5%                   | CL05C131JB5NINN# |
| 72  | 0.55                | 50                  | COG | 150pF       | ±5%                   | CL05C151JB5NINN# |
| 73  | 0.55                | 50                  | COG | 150pF       | ±5%                   | CL05C151JB5NINN# |
| 74  | 0.55                | 50                  | COG | 160pF       | ±5%                   | CL05C161JB5NINN# |
| 75  | 0.55                | 50                  | COG | 180pF       | ±5%                   | CL05C181JB5NINN# |
| 76  | 0.55                | 50                  | COG | 200pF       | ±5%                   | CL05C201JB5NINN# |
| 77  | 0.55                | 50                  | COG | 220pF       | ±5%                   | CL05C221JB5NINN# |
| 78  | 0.55                | 50                  | COG | 220pF       | ±5%                   | CL05C221JB5NINN# |
| 79  | 0.55                | 50                  | COG | 270pF       | ±5%                   | CL05C271JB5NINN# |
| 80  | 0.55                | 50                  | COG | 330pF       | ±5%                   | CL05C331JB5NINN# |



# Normal Capacitors\_Standard

Size Code (inch/mm) : 0402/1005

| No. | Thickness Max. (mm) | Rated Voltage (Vdc) | TCC | Capacitance | Capacitance Tolerance | Part Number      |
|-----|---------------------|---------------------|-----|-------------|-----------------------|------------------|
| 81  | 0.55                | 50                  | COG | 330pF       | ±5%                   | CL05C331JB5NINN# |
| 82  | 0.55                | 50                  | COG | 390pF       | ±5%                   | CL05C391JB5NINN# |
| 83  | 0.55                | 50                  | COG | 390pF       | ±5%                   | CL05C391JB5NINN# |
| 84  | 0.55                | 50                  | COG | 470pF       | ±5%                   | CL05C471JB5NINN# |
| 85  | 0.55                | 50                  | COG | 680pF       | ±5%                   | CL05C681JB5NINN# |
| 86  | 0.55                | 50                  | COG | 680pF       | ±5%                   | CL05C681JB5NINN# |
| 87  | 0.55                | 50                  | COG | 820pF       | ±5%                   | CL05C821JB5NINN# |
| 88  | 0.55                | 100                 | COG | 1nF         | ±5%                   | CL05C102JC5NINN# |
| 89  | 0.55                | 100                 | COG | 12pF        | ±5%                   | CL05C120JC5NINN# |
| 90  | 0.55                | 100                 | COG | 15pF        | ±5%                   | CL05C150JC5NINN# |
| 91  | 0.55                | 100                 | COG | 18pF        | ±5%                   | CL05C180JC5NINN# |
| 92  | 0.55                | 100                 | COG | 27pF        | ±5%                   | CL05C270JC5NINN# |
| 93  | 0.55                | 100                 | COG | 30pF        | ±5%                   | CL05C300JC5NINN# |
| 94  | 0.55                | 100                 | COG | 33pF        | ±5%                   | CL05C330JC5NINN# |
| 95  | 0.55                | 100                 | COG | 39pF        | ±5%                   | CL05C390JC5NINN# |
| 96  | 0.55                | 100                 | COG | 47pF        | ±5%                   | CL05C470JC5NINN# |
| 97  | 0.55                | 100                 | COG | 68pF        | ±5%                   | CL05C680JC5NINN# |
| 98  | 0.55                | 100                 | COG | 82pF        | ±5%                   | CL05C820JC5NINN# |
| 99  | 0.55                | 100                 | COG | 100pF       | ±5%                   | CL05C101JC5NINN# |
| 100 | 0.55                | 100                 | COG | 220pF       | ±5%                   | CL05C221JC5NINN# |
| 101 | 0.65                | 50                  | COG | 4.7nF       | ±5%                   | CL05C472JB5NINN# |

Size Code (inch/mm) : 0603/1608

| No. | Thickness Max. (mm) | Rated Voltage (Vdc) | TCC | Capacitance | Capacitance Tolerance | Part Number      |
|-----|---------------------|---------------------|-----|-------------|-----------------------|------------------|
| 1   | 0.90                | 16                  | COG | 1nF         | ±5%                   | CL10C102J08NINN# |
| 2   | 0.90                | 16                  | COG | 1.8nF       | ±5%                   | CL10C182J08NINN# |
| 3   | 0.90                | 16                  | COG | 2.2nF       | ±5%                   | CL10C222J08NINN# |
| 4   | 0.90                | 25                  | COG | 1nF         | ±5%                   | CL10C102JA8NINN# |
| 5   | 0.90                | 25                  | COG | 1nF         | ±5%                   | CL10C102JA8NINN# |
| 6   | 0.90                | 25                  | COG | 2.2nF       | ±5%                   | CL10C222JA8NINN# |
| 7   | 0.90                | 25                  | COG | 3.3nF       | ±5%                   | CL10C332JA8NINN# |
| 8   | 0.90                | 25                  | COG | 3.9nF       | ±5%                   | CL10C392JA8NINN# |
| 9   | 0.90                | 25                  | COG | 4.7nF       | ±5%                   | CL10C472JA8NINN# |
| 10  | 0.90                | 25                  | COG | 560pF       | ±5%                   | CL10C561JA8NINN# |
| 11  | 0.90                | 25                  | COG | 680pF       | ±5%                   | CL10C681JA8NINN# |
| 12  | 0.90                | 25                  | COG | 820pF       | ±5%                   | CL10C821JA8NINN# |
| 13  | 0.90                | 50                  | COG | 1nF         | ±5%                   | CL10C102JB8NINN# |
| 14  | 0.90                | 50                  | COG | 1nF         | ±5%                   | CL10C102JB8NINN# |
| 15  | 0.90                | 50                  | COG | 1.2nF       | ±5%                   | CL10C122JB8NINN# |



# Normal Capacitors\_Standard

Size Code (inch/mm) : 0603/1608

| No. | Thickness Max. (mm) | Rated Voltage (Vdc) | TCC | Capacitance | Capacitance Tolerance | Part Number     |
|-----|---------------------|---------------------|-----|-------------|-----------------------|-----------------|
| 16  | 0.90                | 50                  | COG | 1.2nF       | ±5%                   | CL10C122JB8NNN# |
| 17  | 0.90                | 50                  | COG | 1.5nF       | ±5%                   | CL10C152JB8NFN# |
| 18  | 0.90                | 50                  | COG | 1.5nF       | ±5%                   | CL10C152JB8NNN# |
| 19  | 0.90                | 50                  | COG | 1.8nF       | ±5%                   | CL10C182JB8NFN# |
| 20  | 0.90                | 50                  | COG | 1.8nF       | ±5%                   | CL10C182JB8NNN# |
| 21  | 0.90                | 50                  | COG | 2.2nF       | ±5%                   | CL10C222JB8NFN# |
| 22  | 0.90                | 50                  | COG | 2.2nF       | ±5%                   | CL10C222JB8NNN# |
| 23  | 0.90                | 50                  | COG | 2.7nF       | ±5%                   | CL10C272JB8NFN# |
| 24  | 0.90                | 50                  | COG | 2.7nF       | ±5%                   | CL10C272JB8NNN# |
| 25  | 0.90                | 50                  | COG | 3.3nF       | ±5%                   | CL10C332JB8NFN# |
| 26  | 0.90                | 50                  | COG | 3.3nF       | ±5%                   | CL10C332JB8NNN# |
| 27  | 0.90                | 50                  | COG | 4.7nF       | ±5%                   | CL10C472JB8NNN# |
| 28  | 0.90                | 50                  | COG | 4.7pF       | ±0.1pF                | CL10C472JB8NNN# |
| 29  | 0.90                | 50                  | COG | 5.6nF       | ±5%                   | CL10C562JB8NNN# |
| 30  | 0.90                | 50                  | COG | 5.6pF       | ±0.1pF                | CL10C562JB8NNN# |
| 31  | 0.90                | 50                  | COG | 10pF        | ±1%                   | CL10C100FB8NNN# |
| 32  | 0.90                | 50                  | COG | 10pF        | ±5%                   | CL10C100JB8NCN# |
| 33  | 0.90                | 50                  | COG | 10pF        | ±5%                   | CL10C100JB8NFN# |
| 34  | 0.90                | 50                  | COG | 10pF        | ±5%                   | CL10C100JB8NNN# |
| 35  | 0.90                | 50                  | COG | 11pF        | ±5%                   | CL10C110JB8NNN# |
| 36  | 0.90                | 50                  | COG | 12pF        | ±5%                   | CL10C120JB8NFN# |
| 37  | 0.90                | 50                  | COG | 12pF        | ±5%                   | CL10C120JB8NNN# |
| 38  | 0.90                | 50                  | COG | 13pF        | ±5%                   | CL10C130JB8NNN# |
| 39  | 0.90                | 50                  | COG | 14pF        | ±5%                   | CL10C140JB8NNN# |
| 40  | 0.90                | 50                  | COG | 15pF        | ±5%                   | CL10C150JB8NCN# |
| 41  | 0.90                | 50                  | COG | 15pF        | ±5%                   | CL10C150JB8NFN# |
| 42  | 0.90                | 50                  | COG | 15pF        | ±5%                   | CL10C150JB8NNN# |
| 43  | 0.90                | 50                  | COG | 18pF        | ±5%                   | CL10C180JB8NFN# |
| 44  | 0.90                | 50                  | COG | 18pF        | ±5%                   | CL10C180JB8NNN# |
| 45  | 0.90                | 50                  | COG | 20pF        | ±5%                   | CL10C200JB8NCN# |
| 46  | 0.90                | 50                  | COG | 20pF        | ±5%                   | CL10C200JB8NFN# |
| 47  | 0.90                | 50                  | COG | 20pF        | ±5%                   | CL10C200JB8NNN# |
| 48  | 0.90                | 50                  | COG | 22pF        | ±5%                   | CL10C220JB8NCN# |
| 49  | 0.90                | 50                  | COG | 22pF        | ±5%                   | CL10C220JB8NFN# |
| 50  | 0.90                | 50                  | COG | 22pF        | ±5%                   | CL10C220JB8NNN# |
| 51  | 0.90                | 50                  | COG | 24pF        | ±5%                   | CL10C240JB8NCN# |
| 52  | 0.90                | 50                  | COG | 25pF        | ±5%                   | CL10C250JB8NNN# |
| 53  | 0.90                | 50                  | COG | 27pF        | ±5%                   | CL10C270JB8NCN# |
| 54  | 0.90                | 50                  | COG | 27pF        | ±5%                   | CL10C270JB8NFN# |
| 55  | 0.90                | 50                  | COG | 27pF        | ±5%                   | CL10C270JB8NNN# |



# Normal Capacitors\_Standard

Size Code (inch/mm) : 0603/1608

| No. | Thickness Max. (mm) | Rated Voltage (Vdc) | TCC | Capacitance | Capacitance Tolerance | Part Number      |
|-----|---------------------|---------------------|-----|-------------|-----------------------|------------------|
| 56  | 0.90                | 50                  | COG | 30pF        | ±5%                   | CL10C300JB8NCN#  |
| 57  | 0.90                | 50                  | COG | 33pF        | ±5%                   | CL10C330JB8NFN#  |
| 58  | 0.90                | 50                  | COG | 33pF        | ±5%                   | CL10C330JB8NINN# |
| 59  | 0.90                | 50                  | COG | 39pF        | ±5%                   | CL10C390JB8NCN#  |
| 60  | 0.90                | 50                  | COG | 43pF        | ±5%                   | CL10C430JB8NINN# |
| 61  | 0.90                | 50                  | COG | 47pF        | ±5%                   | CL10C470JB8NCN#  |
| 62  | 0.90                | 50                  | COG | 47pF        | ±5%                   | CL10C470JB8NFN#  |
| 63  | 0.90                | 50                  | COG | 47pF        | ±5%                   | CL10C470JB8NINN# |
| 64  | 0.90                | 50                  | COG | 51pF        | ±5%                   | CL10C510JB8NINN# |
| 65  | 0.90                | 50                  | COG | 56pF        | ±5%                   | CL10C560JB8NFN#  |
| 66  | 0.90                | 50                  | COG | 56pF        | ±5%                   | CL10C560JB8NINN# |
| 67  | 0.90                | 50                  | COG | 62pF        | ±5%                   | CL10C620JB8NINN# |
| 68  | 0.90                | 50                  | COG | 68pF        | ±5%                   | CL10C680JB8NCN#  |
| 69  | 0.90                | 50                  | COG | 68pF        | ±5%                   | CL10C680JB8NFN#  |
| 70  | 0.90                | 50                  | COG | 68pF        | ±5%                   | CL10C680JB8NINN# |
| 71  | 0.90                | 50                  | COG | 82pF        | ±5%                   | CL10C820JB8NFN#  |
| 72  | 0.90                | 50                  | COG | 91pF        | ±5%                   | CL10C910JB8NCN#  |
| 73  | 0.90                | 50                  | COG | 91pF        | ±5%                   | CL10C910JB8NINN# |
| 74  | 0.90                | 50                  | COG | 100pF       | ±5%                   | CL10C101JB8NCN#  |
| 75  | 0.90                | 50                  | COG | 100pF       | ±5%                   | CL10C101JB8NFN#  |
| 76  | 0.90                | 50                  | COG | 100pF       | ±5%                   | CL10C101JB8NINN# |
| 77  | 0.90                | 50                  | COG | 110pF       | ±5%                   | CL10C111JB8NINN# |
| 78  | 0.90                | 50                  | COG | 120pF       | ±5%                   | CL10C121JB8NCN#  |
| 79  | 0.90                | 50                  | COG | 120pF       | ±5%                   | CL10C121JB8NFN#  |
| 80  | 0.90                | 50                  | COG | 120pF       | ±5%                   | CL10C121JB8NINN# |
| 81  | 0.90                | 50                  | COG | 150pF       | ±5%                   | CL10C151JB8NCN#  |
| 82  | 0.90                | 50                  | COG | 150pF       | ±5%                   | CL10C151JB8NFN#  |
| 83  | 0.90                | 50                  | COG | 150pF       | ±5%                   | CL10C151JB8NINN# |
| 84  | 0.90                | 50                  | COG | 160pF       | ±5%                   | CL10C161JB8NINN# |
| 85  | 0.90                | 50                  | COG | 180pF       | ±5%                   | CL10C181JB8NFN#  |
| 86  | 0.90                | 50                  | COG | 180pF       | ±5%                   | CL10C181JB8NINN# |
| 87  | 0.90                | 50                  | COG | 200pF       | ±5%                   | CL10C201JB8NFN#  |
| 88  | 0.90                | 50                  | COG | 200pF       | ±5%                   | CL10C201JB8NINN# |
| 89  | 0.90                | 50                  | COG | 220pF       | ±5%                   | CL10C221JB8NCN#  |
| 90  | 0.90                | 50                  | COG | 220pF       | ±5%                   | CL10C221JB8NFN#  |
| 91  | 0.90                | 50                  | COG | 220pF       | ±5%                   | CL10C221JB8NINN# |
| 92  | 0.90                | 50                  | COG | 240pF       | ±5%                   | CL10C241JB8NINN# |
| 93  | 0.90                | 50                  | COG | 270pF       | ±5%                   | CL10C271JB8NFN#  |
| 94  | 0.90                | 50                  | COG | 270pF       | ±5%                   | CL10C271JB8NINN# |
| 95  | 0.90                | 50                  | COG | 330pF       | ±5%                   | CL10C331JB8NCN#  |



# Normal Capacitors\_Standard

Size Code (inch/mm) : 0603/1608

| No. | Thickness Max. (mm) | Rated Voltage (Vdc) | TCC | Capacitance | Capacitance Tolerance | Part Number     |
|-----|---------------------|---------------------|-----|-------------|-----------------------|-----------------|
| 96  | 0.90                | 50                  | COG | 330pF       | ±5%                   | CL10C331JB8NFN# |
| 97  | 0.90                | 50                  | COG | 330pF       | ±5%                   | CL10C331JB8NNN# |
| 98  | 0.90                | 50                  | COG | 360pF       | ±5%                   | CL10C361JB8NNN# |
| 99  | 0.90                | 50                  | COG | 390pF       | ±5%                   | CL10C391JB8NFN# |
| 100 | 0.90                | 50                  | COG | 430pF       | ±5%                   | CL10C431JB8NFN# |
| 101 | 0.90                | 50                  | COG | 430pF       | ±5%                   | CL10C431JB8NNN# |
| 102 | 0.90                | 50                  | COG | 470pF       | ±5%                   | CL10C471JB8NCF# |
| 103 | 0.90                | 50                  | COG | 470pF       | ±5%                   | CL10C471JB8NFN# |
| 104 | 0.90                | 50                  | COG | 470pF       | ±5%                   | CL10C471JB8NNN# |
| 105 | 0.90                | 50                  | COG | 510pF       | ±5%                   | CL10C511JB8NNN# |
| 106 | 0.90                | 50                  | COG | 560pF       | ±5%                   | CL10C561JB8NFN# |
| 107 | 0.90                | 50                  | COG | 560pF       | ±5%                   | CL10C561JB8NNN# |
| 108 | 0.90                | 50                  | COG | 620pF       | ±5%                   | CL10C621JB8NNN# |
| 109 | 0.90                | 50                  | COG | 680pF       | ±5%                   | CL10C681JB8NFN# |
| 110 | 0.90                | 50                  | COG | 680pF       | ±5%                   | CL10C681JB8NNN# |
| 111 | 0.90                | 50                  | COG | 750pF       | ±5%                   | CL10C751JB8NNN# |
| 112 | 0.90                | 50                  | COG | 820pF       | ±5%                   | CL10C821JB8NFN# |
| 113 | 0.90                | 100                 | COG | 1nF         | ±5%                   | CL10C102JC8NNN# |
| 114 | 0.90                | 100                 | COG | 3.9nF       | ±5%                   | CL10C392JC8NNN# |
| 115 | 0.90                | 100                 | COG | 10pF        | ±5%                   | CL10C100JC8NNN# |
| 116 | 0.90                | 100                 | COG | 12pF        | ±5%                   | CL10C120JC8NNN# |
| 117 | 0.90                | 100                 | COG | 18pF        | ±5%                   | CL10C180JC8NNN# |
| 118 | 0.90                | 100                 | COG | 39pF        | ±5%                   | CL10C390JC8NNN# |
| 119 | 0.90                | 100                 | COG | 47pF        | ±5%                   | CL10C470JC8NNN# |
| 120 | 0.90                | 100                 | COG | 68pF        | ±5%                   | CL10C680JC8NNN# |
| 121 | 0.90                | 100                 | COG | 100pF       | ±5%                   | CL10C101JC8NNN# |
| 122 | 0.90                | 100                 | COG | 150pF       | ±5%                   | CL10C151JC8NNN# |
| 123 | 0.90                | 100                 | COG | 220pF       | ±5%                   | CL10C221JC8NFN# |
| 124 | 0.90                | 100                 | COG | 270pF       | ±5%                   | CL10C271JC8NNN# |
| 125 | 0.90                | 100                 | COG | 330pF       | ±5%                   | CL10C331JC8NNN# |
| 126 | 0.90                | 100                 | COG | 470pF       | ±5%                   | CL10C471JC8NFN# |
| 127 | 0.90                | 100                 | COG | 470pF       | ±5%                   | CL10C471JC8NNN# |
| 128 | 0.90                | 200                 | COG | 220pF       | ±10%                  | CL10C221KD8NNN# |
| 129 | 0.90                | 200                 | COG | 220pF       | ±5%                   | CL10C221JD8NNN# |
| 130 | 0.90                | 250                 | COG | 470pF       | ±5%                   | CL10C471JE8NFN# |
| 131 | 0.90                | 250                 | COG | 470pF       | ±5%                   | CL10C471JE8NNN# |



# Normal Capacitors\_Standard

Size Code (inch/mm) : 0805/2012

| No. | Thickness Max. (mm) | Rated Voltage (Vdc) | TCC | Capacitance | Capacitance Tolerance | Part Number     |
|-----|---------------------|---------------------|-----|-------------|-----------------------|-----------------|
| 1   | 0.75                | 25                  | COG | 3.9nF       | ±5%                   | CL21C392JBANNN# |
| 2   | 0.75                | 50                  | COG | 1nF         | ±5%                   | CL21C102JBANNN# |
| 3   | 0.75                | 50                  | COG | 10pF        | ±5%                   | CL21C100JBANFN# |
| 4   | 0.75                | 50                  | COG | 11pF        | ±5%                   | CL21C110JBANNN# |
| 5   | 0.75                | 50                  | COG | 13pF        | ±5%                   | CL21C130JBANNN# |
| 6   | 0.75                | 50                  | COG | 14pF        | ±5%                   | CL21C140JBANNN# |
| 7   | 0.75                | 50                  | COG | 15pF        | ±5%                   | CL21C150JBANFN# |
| 8   | 0.75                | 50                  | COG | 16pF        | ±5%                   | CL21C160JBANNN# |
| 9   | 0.75                | 50                  | COG | 20pF        | ±5%                   | CL21C200JBANNN# |
| 10  | 0.75                | 50                  | COG | 22pF        | ±5%                   | CL21C220JBANFN# |
| 11  | 0.75                | 50                  | COG | 22pF        | ±5%                   | CL21C220JBANNN# |
| 12  | 0.75                | 50                  | COG | 24pF        | ±5%                   | CL21C240JBANNN# |
| 13  | 0.75                | 50                  | COG | 25pF        | ±5%                   | CL21C250JBANNN# |
| 14  | 0.75                | 50                  | COG | 33pF        | ±5%                   | CL21C330JBANFN# |
| 15  | 0.75                | 50                  | COG | 36pF        | ±5%                   | CL21C360JBANNN# |
| 16  | 0.75                | 50                  | COG | 39pF        | ±5%                   | CL21C390JBANFN# |
| 17  | 0.75                | 50                  | COG | 39pF        | ±5%                   | CL21C390JBANNN# |
| 18  | 0.75                | 50                  | COG | 43pF        | ±5%                   | CL21C430JBANNN# |
| 19  | 0.75                | 50                  | COG | 47pF        | ±5%                   | CL21C470JBANFN# |
| 20  | 0.75                | 50                  | COG | 47pF        | ±5%                   | CL21C470JBANNN# |
| 21  | 0.75                | 50                  | COG | 51pF        | ±5%                   | CL21C510JBANNN# |
| 22  | 0.75                | 50                  | COG | 62pF        | ±5%                   | CL21C620JBANNN# |
| 23  | 0.75                | 50                  | COG | 68pF        | ±5%                   | CL21C680JBANFN# |
| 24  | 0.75                | 50                  | COG | 75pF        | ±5%                   | CL21C750JBANNN# |
| 25  | 0.75                | 50                  | COG | 91pF        | ±5%                   | CL21C910JBANNN# |
| 26  | 0.75                | 50                  | COG | 100pF       | ±10%                  | CL21C101KBANFN# |
| 27  | 0.75                | 50                  | COG | 100pF       | ±5%                   | CL21C101JBANFN# |
| 28  | 0.75                | 50                  | COG | 100pF       | ±5%                   | CL21C101JBANNN# |
| 29  | 0.75                | 50                  | COG | 110pF       | ±5%                   | CL21C111JBANNN# |
| 30  | 0.75                | 50                  | COG | 130pF       | ±5%                   | CL21C131JBANNN# |
| 31  | 0.75                | 50                  | COG | 150pF       | ±5%                   | CL21C151JBANFN# |
| 32  | 0.75                | 50                  | COG | 150pF       | ±5%                   | CL21C151JBANNN# |
| 33  | 0.75                | 50                  | COG | 160pF       | ±5%                   | CL21C161JBANNN# |
| 34  | 0.75                | 50                  | COG | 180pF       | ±5%                   | CL21C181JBANNN# |
| 35  | 0.75                | 50                  | COG | 200pF       | ±5%                   | CL21C201JBANNN# |
| 36  | 0.75                | 50                  | COG | 220pF       | ±5%                   | CL21C221JBANFN# |
| 37  | 0.75                | 50                  | COG | 220pF       | ±5%                   | CL21C221JBANNN# |
| 38  | 0.75                | 50                  | COG | 240pF       | ±5%                   | CL21C241JBANNN# |
| 39  | 0.75                | 50                  | COG | 270pF       | ±5%                   | CL21C271JBANFN# |
| 40  | 0.75                | 50                  | COG | 270pF       | ±5%                   | CL21C271JBANNN# |



# Normal Capacitors\_Standard

Size Code (inch/mm) : 0805/2012

| No. | Thickness Max. (mm) | Rated Voltage (Vdc) | TCC | Capacitance | Capacitance Tolerance | Part Number     |
|-----|---------------------|---------------------|-----|-------------|-----------------------|-----------------|
| 41  | 0.75                | 50                  | COG | 300pF       | ±5%                   | CL21C301JBANNN# |
| 42  | 0.75                | 50                  | COG | 330pF       | ±5%                   | CL21C331JBANFN# |
| 43  | 0.75                | 50                  | COG | 360pF       | ±5%                   | CL21C361JBANNN# |
| 44  | 0.75                | 50                  | COG | 390pF       | ±5%                   | CL21C391JBANNN# |
| 45  | 0.75                | 50                  | COG | 430pF       | ±5%                   | CL21C431JBANNN# |
| 46  | 0.75                | 50                  | COG | 470pF       | ±5%                   | CL21C471JBANFN# |
| 47  | 0.75                | 50                  | COG | 510pF       | ±5%                   | CL21C511JBANNN# |
| 48  | 0.75                | 50                  | COG | 560pF       | ±5%                   | CL21C561JBANFN# |
| 49  | 0.75                | 50                  | COG | 680pF       | ±5%                   | CL21C681JBANNN# |
| 50  | 0.75                | 100                 | COG | 1nF         | ±5%                   | CL21C102JCANNN# |
| 51  | 0.75                | 100                 | COG | 12pF        | ±5%                   | CL21C120JCANNN# |
| 52  | 0.75                | 100                 | COG | 18pF        | ±5%                   | CL21C180JCANNN# |
| 53  | 0.75                | 100                 | COG | 27pF        | ±5%                   | CL21C270JCANNN# |
| 54  | 0.75                | 100                 | COG | 30pF        | ±5%                   | CL21C300JCANNN# |
| 55  | 0.75                | 100                 | COG | 33pF        | ±5%                   | CL21C330JCANFN# |
| 56  | 0.75                | 100                 | COG | 47pF        | ±5%                   | CL21C470JCANNN# |
| 57  | 0.75                | 100                 | COG | 56pF        | ±5%                   | CL21C560JCANNN# |
| 58  | 0.75                | 100                 | COG | 68pF        | ±5%                   | CL21C680JCANNN# |
| 59  | 0.75                | 100                 | COG | 100pF       | ±5%                   | CL21C101JCANFN# |
| 60  | 0.75                | 100                 | COG | 100pF       | ±5%                   | CL21C101JCANNN# |
| 61  | 0.75                | 100                 | COG | 270pF       | ±5%                   | CL21C271JCANNN# |
| 62  | 0.75                | 100                 | COG | 330pF       | ±5%                   | CL21C331JCANNN# |
| 63  | 0.95                | 25                  | COG | 6.8nF       | ±5%                   | CL21C682JACNNN# |
| 64  | 0.95                | 50                  | COG | 1nF         | ±5%                   | CL21C102JBCNFN# |
| 65  | 0.95                | 50                  | COG | 12pF        | ±5%                   | CL21C120JBCNNN# |
| 66  | 0.95                | 50                  | COG | 33pF        | ±5%                   | CL21C330JBCNNN# |
| 67  | 0.95                | 50                  | COG | 620pF       | ±5%                   | CL21C621JBCNNN# |
| 68  | 0.95                | 50                  | COG | 680pF       | ±5%                   | CL21C681JBCNFN# |
| 69  | 0.95                | 50                  | COG | 750pF       | ±5%                   | CL21C751JBCNNN# |
| 70  | 0.95                | 50                  | COG | 910pF       | ±5%                   | CL21C911JBCNNN# |
| 71  | 0.95                | 100                 | COG | 470pF       | ±5%                   | CL21C471JCCNFN# |
| 72  | 0.95                | 100                 | COG | 560pF       | ±5%                   | CL21C561JCCNNN# |
| 73  | 0.95                | 100                 | COG | 680pF       | ±5%                   | CL21C681JCCNNN# |
| 74  | 0.95                | 200                 | COG | 18pF        | ±5%                   | CL21C180JDCNCN# |
| 75  | 0.95                | 200                 | COG | 20pF        | ±5%                   | CL21C200JDCNCN# |
| 76  | 0.95                | 200                 | COG | 22pF        | ±5%                   | CL21C220JDCNCN# |
| 77  | 0.95                | 200                 | COG | 24pF        | ±5%                   | CL21C240JDCNCN# |
| 78  | 0.95                | 200                 | COG | 33pF        | ±5%                   | CL21C330JDCNCN# |
| 79  | 0.95                | 200                 | COG | 33pF        | ±5%                   | CL21C330JDCNNN# |
| 80  | 0.95                | 200                 | COG | 36pF        | ±5%                   | CL21C360JDCNCN# |



# Normal Capacitors\_Standard

Size Code (inch/mm) : 0805/2012

| No. | Thickness Max. (mm) | Rated Voltage (Vdc) | TCC | Capacitance | Capacitance Tolerance | Part Number    |
|-----|---------------------|---------------------|-----|-------------|-----------------------|----------------|
| 81  | 0.95                | 200                 | COG | 47pF        | ±5%                   | CL21C470JDCN#  |
| 82  | 0.95                | 200                 | COG | 51pF        | ±5%                   | CL21C510JDCN#  |
| 83  | 0.95                | 200                 | COG | 56pF        | ±5%                   | CL21C560JDCN#  |
| 84  | 0.95                | 200                 | COG | 100pF       | ±5%                   | CL21C101JDCN#  |
| 85  | 0.95                | 200                 | COG | 100pF       | ±5%                   | CL21C101JDCFN# |
| 86  | 0.95                | 200                 | COG | 100pF       | ±5%                   | CL21C101JDCN#  |
| 87  | 0.95                | 200                 | COG | 120pF       | ±5%                   | CL21C121JDCN#  |
| 88  | 0.95                | 200                 | COG | 150pF       | ±5%                   | CL21C151JDCN#  |
| 89  | 0.95                | 200                 | COG | 220pF       | ±5%                   | CL21C221JDCFN# |
| 90  | 0.95                | 200                 | COG | 220pF       | ±5%                   | CL21C221JDCN#  |
| 91  | 1.35                | 25                  | COG | 3.3nF       | ±5%                   | CL21C332JAFN#  |
| 92  | 1.35                | 25                  | COG | 4.7nF       | ±5%                   | CL21C472JAFN#  |
| 93  | 1.35                | 25                  | COG | 8.2nF       | ±5%                   | CL21C822JAFN#  |
| 94  | 1.35                | 25                  | COG | 10nF        | ±5%                   | CL21C103JAFN#  |
| 95  | 1.35                | 50                  | COG | 1.2nF       | ±5%                   | CL21C122JBFN#  |
| 96  | 1.35                | 50                  | COG | 1.5nF       | ±5%                   | CL21C152JBFN#  |
| 97  | 1.35                | 50                  | COG | 1.8nF       | ±5%                   | CL21C182JBFN#  |
| 98  | 1.35                | 50                  | COG | 2nF         | ±5%                   | CL21C202JBFN#  |
| 99  | 1.35                | 50                  | COG | 2.2nF       | ±5%                   | CL21C222JBFN#  |
| 100 | 1.35                | 50                  | COG | 2.2nF       | ±5%                   | CL21C222JBFN#  |
| 101 | 1.35                | 50                  | COG | 2.7nF       | ±5%                   | CL21C272JBFN#  |
| 102 | 1.35                | 50                  | COG | 3.9nF       | ±5%                   | CL21C392JBFN#  |
| 103 | 1.35                | 50                  | COG | 4.7nF       | ±5%                   | CL21C472JBFN#  |
| 104 | 1.35                | 50                  | COG | 4.7nF       | ±5%                   | CL21C472JBFN#  |
| 105 | 1.35                | 50                  | COG | 4.7nF       | ±5%                   | CL21C472JBFN#  |
| 106 | 1.35                | 50                  | COG | 5.6nF       | ±5%                   | CL21C562JBFN#  |
| 107 | 1.35                | 50                  | COG | 6.8nF       | ±5%                   | CL21C682JBFN#  |
| 108 | 1.35                | 50                  | COG | 8.2nF       | ±5%                   | CL21C822JBFN#  |
| 109 | 1.35                | 50                  | COG | 10nF        | ±5%                   | CL21C103JBFN#  |
| 110 | 1.35                | 50                  | COG | 10nF        | ±5%                   | CL21C103JBFN#  |
| 111 | 1.35                | 50                  | COG | 15nF        | ±5%                   | CL21C153JBFN#  |
| 112 | 1.35                | 100                 | COG | 1nF         | ±5%                   | CL21C102JCFN#  |
| 113 | 1.35                | 100                 | COG | 2.2nF       | ±5%                   | CL21C222JCFN#  |
| 114 | 1.35                | 100                 | COG | 3.3nF       | ±5%                   | CL21C332JCFN#  |
| 115 | 1.35                | 100                 | COG | 3.9nF       | ±5%                   | CL21C392JCFN#  |
| 116 | 1.35                | 200                 | COG | 1nF         | ±5%                   | CL21C102JDFN#  |
| 117 | 1.35                | 200                 | COG | 1nF         | ±5%                   | CL21C102JDFN#  |
| 118 | 1.35                | 250                 | COG | 1nF         | ±5%                   | CL21C102JEFN#  |
| 119 | 1.35                | 250                 | COG | 1nF         | ±5%                   | CL21C102JEFN#  |
| 120 | 1.35                | 250                 | COG | 2.2nF       | ±5%                   | CL21C222JEFN#  |
| 121 | 1.45                | 250                 | COG | 10nF        | ±5%                   | CL21C103JEYNN# |



# Normal Capacitors\_Standard

Size Code (inch/mm) : 1206/3216

| No. | Thickness Max. (mm) | Rated Voltage (Vdc) | TCC | Capacitance | Capacitance Tolerance | Part Number     |
|-----|---------------------|---------------------|-----|-------------|-----------------------|-----------------|
| 1   | 1.00                | 50                  | COG | 1.2nF       | ±5%                   | CL31C122JBCNNN# |
| 2   | 1.00                | 50                  | COG | 1.5nF       | ±5%                   | CL31C152JBCNNN# |
| 3   | 1.00                | 50                  | COG | 1.8nF       | ±5%                   | CL31C182JBCNNN# |
| 4   | 1.00                | 50                  | COG | 2.2nF       | ±5%                   | CL31C222JBCNNN# |
| 5   | 1.00                | 50                  | COG | 10pF        | ±5%                   | CL31C100JBCNNN# |
| 6   | 1.00                | 50                  | COG | 12pF        | ±5%                   | CL31C120JBCNNN# |
| 7   | 1.00                | 50                  | COG | 15pF        | ±5%                   | CL31C150JBCNNN# |
| 8   | 1.00                | 50                  | COG | 18pF        | ±5%                   | CL31C180JBCNNN# |
| 9   | 1.00                | 50                  | COG | 20pF        | ±5%                   | CL31C200JBCNNN# |
| 10  | 1.00                | 50                  | COG | 22pF        | ±5%                   | CL31C220JBCNNN# |
| 11  | 1.00                | 50                  | COG | 27pF        | ±5%                   | CL31C270JBCNNN# |
| 12  | 1.00                | 50                  | COG | 30pF        | ±5%                   | CL31C300JBCNNN# |
| 13  | 1.00                | 50                  | COG | 39pF        | ±5%                   | CL31C390JBCNNN# |
| 14  | 1.00                | 50                  | COG | 51pF        | ±5%                   | CL31C510JBCNNN# |
| 15  | 1.00                | 50                  | COG | 56pF        | ±5%                   | CL31C560JBCNNN# |
| 16  | 1.00                | 50                  | COG | 75pF        | ±5%                   | CL31C750JBCNNN# |
| 17  | 1.00                | 50                  | COG | 82pF        | ±5%                   | CL31C820JBCNNN# |
| 18  | 1.00                | 50                  | COG | 100pF       | ±5%                   | CL31C101JBCNFN# |
| 19  | 1.00                | 50                  | COG | 120pF       | ±5%                   | CL31C121JBCNNN# |
| 20  | 1.00                | 50                  | COG | 180pF       | ±5%                   | CL31C181JBCNNN# |
| 21  | 1.00                | 50                  | COG | 220pF       | ±5%                   | CL31C221JBCNNN# |
| 22  | 1.00                | 50                  | COG | 270pF       | ±5%                   | CL31C271JBCNNN# |
| 23  | 1.00                | 50                  | COG | 330pF       | ±5%                   | CL31C331JBCNNN# |
| 24  | 1.00                | 50                  | COG | 390pF       | ±5%                   | CL31C391JBCNNN# |
| 25  | 1.00                | 50                  | COG | 560pF       | ±5%                   | CL31C561JBCNNN# |
| 26  | 1.00                | 50                  | COG | 680pF       | ±5%                   | CL31C681JBCNNN# |
| 27  | 1.00                | 50                  | COG | 820pF       | ±5%                   | CL31C821JBCNNN# |
| 28  | 1.00                | 100                 | COG | 1.5nF       | ±5%                   | CL31C152JCCNNN# |
| 29  | 1.00                | 100                 | COG | 2.2nF       | ±5%                   | CL31C222JCCNNN# |
| 30  | 1.00                | 100                 | COG | 20pF        | ±5%                   | CL31C200JCCNNN# |
| 31  | 1.00                | 100                 | COG | 22pF        | ±5%                   | CL31C220JCCNNN# |
| 32  | 1.00                | 100                 | COG | 27pF        | ±5%                   | CL31C270JCCNNN# |
| 33  | 1.00                | 100                 | COG | 47pF        | ±5%                   | CL31C470JCCNNN# |
| 34  | 1.00                | 100                 | COG | 150pF       | ±5%                   | CL31C151JCCNNN# |
| 35  | 1.00                | 100                 | COG | 220pF       | ±5%                   | CL31C221JCCNNN# |



# Normal Capacitors\_Standard

Size Code (inch/mm) : 1206/3216

| No. | Thickness Max. (mm) | Rated Voltage (Vdc) | TCC | Capacitance | Capacitance Tolerance | Part Number   |
|-----|---------------------|---------------------|-----|-------------|-----------------------|---------------|
| 36  | 1.00                | 100                 | COG | 270pF       | ±5%                   | CL31C271JCCN# |
| 37  | 1.00                | 100                 | COG | 330pF       | ±5%                   | CL31C331JCCN# |
| 38  | 1.00                | 100                 | COG | 470pF       | ±5%                   | CL31C471JCCN# |
| 39  | 1.00                | 100                 | COG | 560pF       | ±5%                   | CL31C561JCCN# |
| 40  | 1.00                | 100                 | COG | 680pF       | ±5%                   | CL31C681JCCN# |
| 41  | 1.00                | 200                 | COG | 220pF       | ±5%                   | CL31C221JDCN# |
| 42  | 1.00                | 200                 | COG | 220pF       | ±5%                   | CL31C221JDCN# |
| 43  | 1.30                | 630                 | COG | 1nF         | ±5%                   | CL31C102JHML# |
| 44  | 1.40                | 25                  | COG | 10nF        | ±5%                   | CL31C103JAFN# |
| 45  | 1.40                | 50                  | COG | 3.3nF       | ±5%                   | CL31C332JBFN# |
| 46  | 1.40                | 50                  | COG | 3.9nF       | ±5%                   | CL31C392JBFN# |
| 47  | 1.40                | 50                  | COG | 4.7nF       | ±5%                   | CL31C472JBFN# |
| 48  | 1.40                | 200                 | COG | 1nF         | ±5%                   | CL31C102JDFN# |
| 49  | 1.40                | 500                 | COG | 10pF        | ±5%                   | CL31C100JGFN# |
| 50  | 1.40                | 500                 | COG | 22pF        | ±5%                   | CL31C220JGFN# |
| 51  | 1.40                | 500                 | COG | 33pF        | ±5%                   | CL31C330JGFN# |
| 52  | 1.40                | 500                 | COG | 39pF        | ±5%                   | CL31C390JGFN# |
| 53  | 1.40                | 500                 | COG | 47pF        | ±5%                   | CL31C470JGFN# |
| 54  | 1.40                | 500                 | COG | 47pF        | ±5%                   | CL31C470JGFN# |
| 55  | 1.40                | 500                 | COG | 68pF        | ±5%                   | CL31C680JGFN# |
| 56  | 1.40                | 500                 | COG | 100pF       | ±5%                   | CL31C101JGFN# |
| 57  | 1.40                | 500                 | COG | 100pF       | ±5%                   | CL31C101JGFN# |
| 58  | 1.40                | 500                 | COG | 120pF       | ±5%                   | CL31C121JGFN# |
| 59  | 1.40                | 500                 | COG | 150pF       | ±5%                   | CL31C151JGFN# |
| 60  | 1.40                | 500                 | COG | 180pF       | ±5%                   | CL31C181JGFN# |
| 61  | 1.40                | 500                 | COG | 180pF       | ±5%                   | CL31C181JGFN# |
| 62  | 1.40                | 500                 | COG | 220pF       | ±5%                   | CL31C221JGFN# |
| 63  | 1.40                | 500                 | COG | 220pF       | ±5%                   | CL31C221JGFN# |
| 64  | 1.40                | 500                 | COG | 270pF       | ±5%                   | CL31C271JGFN# |
| 65  | 1.40                | 500                 | COG | 390pF       | ±5%                   | CL31C391JGFN# |
| 66  | 1.40                | 500                 | COG | 390pF       | ±5%                   | CL31C391JGFN# |
| 67  | 1.40                | 500                 | COG | 470pF       | ±5%                   | CL31C471JGFN# |
| 68  | 1.40                | 500                 | COG | 470pF       | ±5%                   | CL31C471JGFN# |
| 69  | 1.40                | 500                 | COG | 560pF       | ±5%                   | CL31C561JGFN# |
| 70  | 1.40                | 500                 | COG | 560pF       | ±5%                   | CL31C561JGFN# |
| 71  | 1.40                | 630                 | COG | 10pF        | ±5%                   | CL31C100JHFN# |
| 72  | 1.40                | 630                 | COG | 10pF        | ±5%                   | CL31C100JHFN# |
| 73  | 1.40                | 630                 | COG | 15pF        | ±5%                   | CL31C150JHFN# |
| 74  | 1.40                | 630                 | COG | 15pF        | ±5%                   | CL31C150JHFN# |
| 75  | 1.40                | 630                 | COG | 22pF        | ±5%                   | CL31C220JHFN# |
| 76  | 1.40                | 630                 | COG | 22pF        | ±5%                   | CL31C220JHFN# |
| 77  | 1.40                | 630                 | COG | 27pF        | ±5%                   | CL31C270JHFN# |
| 78  | 1.40                | 630                 | COG | 33pF        | ±5%                   | CL31C330JHFN# |
| 79  | 1.40                | 630                 | COG | 33pF        | ±5%                   | CL31C330JHFN# |
| 80  | 1.40                | 630                 | COG | 47pF        | ±5%                   | CL31C470JHFN# |



# Normal Capacitors\_Standard

Size Code (inch/mm) : 1206/3216

| No. | Thickness Max. (mm) | Rated Voltage (Vdc) | TCC | Capacitance | Capacitance Tolerance | Part Number     |
|-----|---------------------|---------------------|-----|-------------|-----------------------|-----------------|
| 81  | 1.40                | 630                 | COG | 47pF        | ±5%                   | CL31C470JHFNNN# |
| 82  | 1.40                | 630                 | COG | 68pF        | ±5%                   | CL31C680JHFNNN# |
| 83  | 1.40                | 630                 | COG | 100pF       | ±5%                   | CL31C101JHFNNN# |
| 84  | 1.40                | 630                 | COG | 100pF       | ±5%                   | CL31C101JHFNNN# |
| 85  | 1.40                | 630                 | COG | 120pF       | ±5%                   | CL31C121JHFNNN# |
| 86  | 1.40                | 630                 | COG | 150pF       | ±5%                   | CL31C151JHFNNN# |
| 87  | 1.40                | 630                 | COG | 150pF       | ±5%                   | CL31C151JHFNNN# |
| 88  | 1.40                | 630                 | COG | 180pF       | ±5%                   | CL31C181JHFNNN# |
| 89  | 1.40                | 630                 | COG | 220pF       | ±5%                   | CL31C221JHFNNN# |
| 90  | 1.40                | 630                 | COG | 220pF       | ±5%                   | CL31C221JHFNNN# |
| 91  | 1.40                | 630                 | COG | 270pF       | ±5%                   | CL31C271JHFNNN# |
| 92  | 1.40                | 630                 | COG | 330pF       | ±5%                   | CL31C331JHFNNN# |
| 93  | 1.40                | 630                 | COG | 330pF       | ±5%                   | CL31C331JHFNNN# |
| 94  | 1.40                | 630                 | COG | 390pF       | ±5%                   | CL31C391JHFNNN# |
| 95  | 1.40                | 630                 | COG | 470pF       | ±5%                   | CL31C471JHFNNN# |
| 96  | 1.40                | 630                 | COG | 470pF       | ±5%                   | CL31C471JHFNNN# |
| 97  | 1.40                | 1000                | COG | 10pF        | ±5%                   | CL31C100JIFNNN# |
| 98  | 1.40                | 1000                | COG | 22pF        | ±5%                   | CL31C220JIFNNN# |
| 99  | 1.40                | 1000                | COG | 22pF        | ±5%                   | CL31C220JIFNNN# |
| 100 | 1.40                | 1000                | COG | 33pF        | ±5%                   | CL31C330JIFNNN# |
| 101 | 1.40                | 1000                | COG | 33pF        | ±5%                   | CL31C330JIFNNN# |
| 102 | 1.40                | 1000                | COG | 47pF        | ±5%                   | CL31C470JIFNNN# |
| 103 | 1.40                | 1000                | COG | 47pF        | ±5%                   | CL31C470JIFNNN# |
| 104 | 1.40                | 1000                | COG | 68pF        | ±5%                   | CL31C680JIFNNN# |
| 105 | 1.40                | 1000                | COG | 68pF        | ±5%                   | CL31C680JIFNNN# |
| 106 | 1.40                | 1000                | COG | 100pF       | ±5%                   | CL31C101JIFNNN# |
| 107 | 1.40                | 1000                | COG | 100pF       | ±5%                   | CL31C101JIFNNN# |
| 108 | 1.40                | 1000                | COG | 150pF       | ±5%                   | CL31C151JIFNNN# |
| 109 | 1.80                | 16                  | COG | 15nF        | ±5%                   | CL31C153JOHNNN# |
| 110 | 1.80                | 16                  | COG | 120nF       | ±5%                   | CL31C124JOHNNN# |
| 111 | 1.80                | 25                  | COG | 39nF        | ±5%                   | CL31C393JAHNNN# |
| 112 | 1.80                | 25                  | COG | 47nF        | ±5%                   | CL31C473JAHNNN# |
| 113 | 1.80                | 25                  | COG | 100nF       | ±5%                   | CL31C104JAHNNN# |
| 114 | 1.80                | 50                  | COG | 6.8nF       | ±5%                   | CL31C682JBHNNN# |
| 115 | 1.80                | 50                  | COG | 22nF        | ±5%                   | CL31C223JBHNNN# |
| 116 | 1.80                | 50                  | COG | 27nF        | ±5%                   | CL31C273JBHNNN# |
| 117 | 1.80                | 50                  | COG | 33nF        | ±5%                   | CL31C333JBHNNN# |
| 118 | 1.80                | 50                  | COG | 47nF        | ±5%                   | CL31C473JBHNNN# |
| 119 | 1.80                | 100                 | COG | 3.9nF       | ±5%                   | CL31C392JCHNNN# |
| 120 | 1.80                | 100                 | COG | 10nF        | ±5%                   | CL31C103JCHNNN# |
| 121 | 1.80                | 100                 | COG | 22nF        | ±5%                   | CL31C223JCHNNN# |
| 122 | 1.80                | 250                 | COG | 2.2nF       | ±5%                   | CL31C222JEHNNN# |
| 123 | 1.80                | 250                 | COG | 3.9nF       | ±5%                   | CL31C392JEHNNN# |
| 124 | 1.80                | 250                 | COG | 4.7nF       | ±5%                   | CL31C472JEHNNN# |
| 125 | 1.80                | 250                 | COG | 5.6nF       | ±5%                   | CL31C562JEHNNN# |



# Normal Capacitors\_Standard

Size Code (inch/mm) : 1206/3216

| No. | Thickness Max. (mm) | Rated Voltage (Vdc) | TCC | Capacitance | Capacitance Tolerance | Part Number     |
|-----|---------------------|---------------------|-----|-------------|-----------------------|-----------------|
| 126 | 1.80                | 250                 | COG | 6.8nF       | ±5%                   | CL31C682JEHNNN# |
| 127 | 1.80                | 250                 | COG | 8.2nF       | ±5%                   | CL31C822JEHNNN# |
| 128 | 1.80                | 250                 | COG | 22nF        | ±5%                   | CL31C223JEHNNN# |
| 129 | 1.80                | 500                 | COG | 1nF         | ±5%                   | CL31C102JGHNFN# |
| 130 | 1.80                | 500                 | COG | 2.2nF       | ±5%                   | CL31C222JGHNNN# |
| 131 | 1.80                | 500                 | COG | 680pF       | ±5%                   | CL31C681JGHNFN# |
| 132 | 1.80                | 500                 | COG | 680pF       | ±5%                   | CL31C681JGHNNN# |
| 133 | 1.80                | 500                 | COG | 820pF       | ±5%                   | CL31C821JGHNNN# |
| 134 | 1.80                | 630                 | COG | 1nF         | ±5%                   | CL31C102JHHNFN# |
| 135 | 1.80                | 630                 | COG | 1nF         | ±5%                   | CL31C102JHHNNN# |
| 136 | 1.80                | 630                 | COG | 1.2nF       | ±5%                   | CL31C122JHHNNN# |
| 137 | 1.80                | 630                 | COG | 1.5nF       | ±5%                   | CL31C152JHHNFN# |
| 138 | 1.80                | 630                 | COG | 1.5nF       | ±5%                   | CL31C152JHHNNN# |
| 139 | 1.80                | 630                 | COG | 1.8nF       | ±5%                   | CL31C182JHHNNN# |
| 140 | 1.80                | 630                 | COG | 2.2nF       | ±5%                   | CL31C222JHHNFN# |
| 141 | 1.80                | 630                 | COG | 2.2nF       | ±5%                   | CL31C222JHHNNN# |
| 142 | 1.80                | 630                 | COG | 2.7nF       | ±5%                   | CL31C272JHHNNN# |
| 143 | 1.80                | 630                 | COG | 3.3nF       | ±5%                   | CL31C332JHHNFN# |
| 144 | 1.80                | 630                 | COG | 3.3nF       | ±5%                   | CL31C332JHHNNN# |
| 145 | 1.80                | 630                 | COG | 10nF        | ±5%                   | CL31C103JHHNNN# |
| 146 | 1.80                | 630                 | COG | 680pF       | ±5%                   | CL31C681JHHNFN# |
| 147 | 1.80                | 630                 | COG | 680pF       | ±5%                   | CL31C681JHHNNN# |
| 148 | 1.80                | 630                 | COG | 820pF       | ±5%                   | CL31C821JHHNNN# |
| 149 | 1.80                | 1000                | COG | 1nF         | ±5%                   | CL31C102JIHNNN# |
| 150 | 1.80                | 1000                | COG | 180pF       | ±5%                   | CL31C181JIHNNN# |
| 151 | 1.80                | 1000                | COG | 220pF       | ±5%                   | CL31C221JIHNFN# |
| 152 | 1.80                | 1000                | COG | 220pF       | ±5%                   | CL31C221JIHNNN# |
| 153 | 1.80                | 1000                | COG | 270pF       | ±5%                   | CL31C271JIHNNN# |
| 154 | 1.80                | 1000                | COG | 330pF       | ±5%                   | CL31C331JIHNNN# |
| 155 | 1.80                | 1000                | COG | 470pF       | ±5%                   | CL31C471JIHNFN# |
| 156 | 1.80                | 1000                | COG | 470pF       | ±5%                   | CL31C471JIHNNN# |
| 157 | 1.80                | 2000                | COG | 15pF        | ±5%                   | CL31C150JHNNN#  |
| 158 | 1.80                | 2000                | COG | 47pF        | ±5%                   | CL31C470JHNNN#  |
| 159 | 1.80                | 2000                | COG | 100pF       | ±5%                   | CL31C101JHNNN#  |



# Normal Capacitors\_Standard

Size Code (inch/mm) : 1210/3225

| No. | Thickness Max. (mm) | Rated Voltage (Vdc) | TCC | Capacitance | Capacitance Tolerance | Part Number     |
|-----|---------------------|---------------------|-----|-------------|-----------------------|-----------------|
| 1   | 1.45                | 25                  | COG | 10nF        | ±5%                   | CL32C103JAFNNN# |
| 2   | 1.45                | 50                  | COG | 1.8nF       | ±5%                   | CL32C182JBFNNN# |
| 3   | 1.45                | 50                  | COG | 3.3nF       | ±5%                   | CL32C332JBFNNN# |
| 4   | 1.45                | 50                  | COG | 4.7nF       | ±5%                   | CL32C472JBFNNN# |
| 5   | 1.45                | 50                  | COG | 6.8nF       | ±5%                   | CL32C682JBFNNN# |
| 6   | 1.45                | 500                 | COG | 680pF       | ±5%                   | CL32C681JGFNNN# |
| 7   | 1.45                | 2000                | COG | 100pF       | ±5%                   | CL32C101JFNNN#  |
| 8   | 1.80                | 50                  | COG | 11nF        | ±5%                   | CL32C113JBHNNN# |
| 9   | 1.80                | 50                  | COG | 22nF        | ±5%                   | CL32C223JBHNNN# |
| 10  | 1.80                | 500                 | COG | 1.8nF       | ±5%                   | CL32C182JGHNNN# |
| 11  | 1.80                | 630                 | COG | 1.8nF       | ±5%                   | CL32C182JHHNNN# |
| 12  | 2.70                | 100                 | COG | 33nF        | ±5%                   | CL32C333JCJNNN# |
| 13  | 2.70                | 100                 | COG | 47nF        | ±5%                   | CL32C473JCJNNN# |
| 14  | 2.70                | 630                 | COG | 8.2nF       | ±5%                   | CL32C822JHJNNN# |
| 15  | 2.70                | 630                 | COG | 22nF        | ±5%                   | CL32C223JHJNNN# |
| 16  | 2.70                | 630                 | COG | 27nF        | ±5%                   | CL32C273JHJNNN# |
| 17  | 2.70                | 630                 | COG | 33nF        | ±5%                   | CL32C333JHJNNN# |

## Product Lineup (X5R)

Size Code (inch/mm) : 008004/0201

| No. | Thickness Max. (mm) | Rated Voltage (Vdc) | TCC | Capacitance | Capacitance Tolerance | Part Number      |
|-----|---------------------|---------------------|-----|-------------|-----------------------|------------------|
| 1   | 0.138               | 6.3                 | X5R | 1nF         | ±20%                  | CLR1A102MQ1NINN# |
| 2   | 0.138               | 6.3                 | X5R | 10nF        | ±20%                  | CLR1A103MQ1NINN# |

Size Code (inch/mm) : 01005/0402

| No. | Thickness Max. (mm) | Rated Voltage (Vdc) | TCC | Capacitance | Capacitance Tolerance | Part Number      |
|-----|---------------------|---------------------|-----|-------------|-----------------------|------------------|
| 1   | 0.22                | 4                   | X5R | 100nF       | ±20%                  | CL02A104MR2NINN# |
| 2   | 0.22                | 4                   | X5R | 220nF       | ±20%                  | CL02A224MR2NINN# |
| 3   | 0.22                | 6.3                 | X5R | 100nF       | ±10%                  | CL02A104KQ2NINN# |
| 4   | 0.22                | 6.3                 | X5R | 100nF       | ±20%                  | CL02A104MQ2NINN# |
| 5   | 0.22                | 6.3                 | X5R | 10nF        | ±10%                  | CL02A103KQ2NINN# |
| 6   | 0.22                | 6.3                 | X5R | 1nF         | ±10%                  | CL02A102KQ2NINN# |
| 7   | 0.22                | 6.3                 | X5R | 2.2nF       | ±10%                  | CL02A222KQ2NINN# |
| 8   | 0.22                | 6.3                 | X5R | 220nF       | ±20%                  | CL02A224MQ2NINN# |
| 9   | 0.22                | 6.3                 | X5R | 470nF       | ±20%                  | CL02A474MQ2NINN# |
| 10  | 0.22                | 10                  | X5R | 10nF        | ±10%                  | CL02A103KP2NINN# |
| 11  | 0.22                | 10                  | X5R | 1nF         | ±10%                  | CL02A102KP2NINN# |
| 12  | 0.25                | 6.3                 | X5R | 1uF         | ±20%                  | CL02A105MQ2NQN#  |
| 13  | 0.25                | 6.3                 | X5R | 470nF       | ±20%                  | CL02A474MQ2NQN#  |



# Normal Capacitors\_Standard

Size Code (inch/mm) : 015008/0502

| No. | Thickness Max. (mm) | Rated Voltage (Vdc) | TCC | Capacitance | Capacitance Tolerance | Part Number     |
|-----|---------------------|---------------------|-----|-------------|-----------------------|-----------------|
| 1   | 0.275               | 6.3                 | X5R | 1uF         | ±20%                  | CLR5A105MQ2CNN# |

Size Code (inch/mm) : 0201/0603

| No. | Thickness Max. (mm) | Rated Voltage (Vdc) | TCC | Capacitance | Capacitance Tolerance | Part Number      |
|-----|---------------------|---------------------|-----|-------------|-----------------------|------------------|
| 1   | 0.33                | 6.3                 | X5R | 1uF         | ±20%                  | CL03A105MQ3CNN#  |
| 2   | 0.33                | 6.3                 | X5R | 15nF        | ±10%                  | CL03A153KQ3NINN# |
| 3   | 0.33                | 6.3                 | X5R | 22nF        | ±10%                  | CL03A223KQ3NINN# |
| 4   | 0.33                | 6.3                 | X5R | 47nF        | ±10%                  | CL03A473KQ3NINN# |
| 5   | 0.33                | 6.3                 | X5R | 68nF        | ±10%                  | CL03A683KQ3NINN# |
| 6   | 0.33                | 6.3                 | X5R | 100nF       | ±10%                  | CL03A104KQ3NINN# |
| 7   | 0.33                | 6.3                 | X5R | 100nF       | ±20%                  | CL03A104MQ3NINN# |
| 8   | 0.33                | 6.3                 | X5R | 220nF       | ±10%                  | CL03A224KQ3NINN# |
| 9   | 0.33                | 6.3                 | X5R | 220nF       | ±20%                  | CL03A224MQ3NINN# |
| 10  | 0.33                | 6.3                 | X5R | 470nF       | ±10%                  | CL03A474KQ3NINN# |
| 11  | 0.33                | 6.3                 | X5R | 470nF       | ±10%                  | CL03A474KQ3ZINN# |
| 12  | 0.33                | 6.3                 | X5R | 470nF       | ±20%                  | CL03A474MQ3NINN# |
| 13  | 0.33                | 10                  | X5R | 2.2nF       | ±10%                  | CL03A222KP3NINN# |
| 14  | 0.33                | 10                  | X5R | 4.7nF       | ±10%                  | CL03A472KP3NINN# |
| 15  | 0.33                | 10                  | X5R | 10nF        | ±10%                  | CL03A103KP3NINN# |
| 16  | 0.33                | 10                  | X5R | 47nF        | ±10%                  | CL03A473KP3NINN# |
| 17  | 0.33                | 10                  | X5R | 100nF       | ±10%                  | CL03A104KP3NINN# |
| 18  | 0.33                | 10                  | X5R | 100nF       | ±20%                  | CL03A104MP3NINN# |
| 19  | 0.33                | 10                  | X5R | 220nF       | ±10%                  | CL03A224KP3NINN# |
| 20  | 0.33                | 10                  | X5R | 470nF       | ±10%                  | CL03A474KP3NINN# |
| 21  | 0.33                | 16                  | X5R | 100nF       | ±10%                  | CL03A104KQ3NINN# |
| 22  | 0.33                | 16                  | X5R | 100nF       | ±20%                  | CL03A104MQ3NINN# |
| 23  | 0.33                | 25                  | X5R | 4.7nF       | ±10%                  | CL03A472KA3NINN# |
| 24  | 0.33                | 25                  | X5R | 10nF        | ±10%                  | CL03A103KA3NINN# |
| 25  | 0.33                | 25                  | X5R | 22nF        | ±10%                  | CL03A223KA3NINN# |
| 26  | 0.33                | 25                  | X5R | 100nF       | ±10%                  | CL03A104KA3NINN# |
| 27  | 0.33                | 25                  | X5R | 100nF       | ±20%                  | CL03A104MA3NINN# |
| 28  | 0.33                | 35                  | X5R | 100nF       | ±10%                  | CL03A104KL3NINN# |
| 29  | 0.35                | 4                   | X5R | 1uF         | ±20%                  | CL03A105MR3CSN#  |
| 30  | 0.35                | 6.3                 | X5R | 1uF         | ±10%                  | CL03A105KQ3CSN#  |
| 31  | 0.35                | 6.3                 | X5R | 1uF         | ±20%                  | CL03A105MQ3CSN#  |
| 32  | 0.35                | 6.3                 | X5R | 1uF         | ±20%                  | CL03A105MQ3ISN#  |
| 33  | 0.35                | 6.3                 | X5R | 1uF         | ±20%                  | CL03A105MQ3NSN#  |
| 34  | 0.35                | 6.3                 | X5R | 2.2uF       | ±20%                  | CL03A225MQ3CSN#  |
| 35  | 0.35                | 10                  | X5R | 1uF         | ±10%                  | CL03A105KP3NSN#  |
| 36  | 0.35                | 10                  | X5R | 1uF         | ±20%                  | CL03A105MP3ISN#  |
| 37  | 0.35                | 10                  | X5R | 1uF         | ±20%                  | CL03A105MP3NSN#  |
| 38  | 0.39                | 4                   | X5R | 3.7uF       | ±20%                  | CL03A375MR3DRN#  |
| 39  | 0.39                | 6.3                 | X5R | 1uF         | ±20%                  | CL03A105MQ3DRN#  |
| 40  | 0.39                | 6.3                 | X5R | 1.9uF       | ±20%                  | CL03A195MQ3DRN#  |



# Normal Capacitors\_Standard

Size Code (inch/mm) : 0201/0603

| No. | Thickness Max. (mm) | Rated Voltage (Vdc) | TCC | Capacitance | Capacitance Tolerance | Part Number     |
|-----|---------------------|---------------------|-----|-------------|-----------------------|-----------------|
| 41  | 0.39                | 6.3                 | X5R | 2.2uF       | ±20%                  | CL03A225MQ3CR6# |
| 42  | 0.39                | 6.3                 | X5R | 2.2uF       | ±20%                  | CL03A225MQ3CRN# |
| 43  | 0.39                | 6.3                 | X5R | 2.2uF       | ±20%                  | CL03A225MQ3IRN# |
| 44  | 0.39                | 6.3                 | X5R | 3uF         | ±20%                  | CL03A305MQ3CRN# |
| 45  | 0.39                | 6.3                 | X5R | 3.9uF       | ±20%                  | CL03A395MQ3CRN# |
| 46  | 0.39                | 6.3                 | X5R | 4.7uF       | ±20%                  | CL03A475MQ3CRN# |
| 47  | 0.39                | 10                  | X5R | 2.2uF       | ±10%                  | CL03A225KP3CRN# |
| 48  | 0.39                | 10                  | X5R | 2.2uF       | ±20%                  | CL03A225MP3CRN# |
| 49  | 0.39                | 10                  | X5R | 2.2uF       | ±20%                  | CL03A225MP3IRN# |
| 50  | 0.39                | 10                  | X5R | 330nF       | ±10%                  | CL03A334KP3ZRN# |
| 51  | 0.39                | 16                  | X5R | 1uF         | ±20%                  | CL03A105MO3IRN# |
| 52  | 0.39                | 16                  | X5R | 1uF         | ±20%                  | CL03A105MO3NRN# |
| 53  | 0.39                | 25                  | X5R | 220nF       | ±10%                  | CL03A224KA3NRN# |
| 54  | 0.39                | 25                  | X5R | 220nF       | ±10%                  | CL03A224KA3ZRN# |
| 55  | 0.39                | 25                  | X5R | 330nF       | ±10%                  | CL03A334KA3NRN# |
| 56  | 0.39                | 25                  | X5R | 330nF       | ±10%                  | CL03A334KA3ZRN# |
| 57  | 0.39                | 35                  | X5R | 220nF       | ±10%                  | CL03A224KL3NRN# |
| 58  | 0.55                | 4                   | X5R | 4.9uF       | ±20%                  | CL03A495MR5D65# |
| 59  | 0.55                | 6.3                 | X5R | 4.7uF       | ±20%                  | CL03A475MQ5C65# |
| 60  | 0.55                | 6.3                 | X5R | 4.7uF       | ±20%                  | CL03A475MQ5D65# |
| 61  | 0.55                | 16                  | X5R | 2.2uF       | ±20%                  | CL03A225MO5C65# |

Size Code (inch/mm) : 0402/1005

| No. | Thickness Max. (mm) | Rated Voltage (Vdc) | TCC | Capacitance | Capacitance Tolerance | Part Number      |
|-----|---------------------|---------------------|-----|-------------|-----------------------|------------------|
| 1   | 0.33                | 6.3                 | X5R | 1uF         | ±10%                  | CL05A105KQ3LNN#  |
| 2   | 0.33                | 6.3                 | X5R | 2.2uF       | ±20%                  | CL05A225MQ3LRN#  |
| 3   | 0.33                | 6.3                 | X5R | 4.7uF       | ±20%                  | CL05A475MQ3JUD#  |
| 4   | 0.35                | 6.3                 | X5R | 4.7uF       | ±20%                  | CL05A475MQ3LUN#  |
| 5   | 0.50                | 6.3                 | X5R | 10uF        | ±20%                  | CL05A106MQ4N68#  |
| 6   | 0.50                | 10                  | X5R | 10uF        | ±20%                  | CL05A106MP5C64#  |
| 7   | 0.55                | 4                   | X5R | 2.2uF       | ±20%                  | CL05A225MR5NINN# |
| 8   | 0.55                | 6.3                 | X5R | 1uF         | ±10%                  | CL05A105KQ5NINN# |
| 9   | 0.55                | 6.3                 | X5R | 1uF         | ±20%                  | CL05A105MQ5NINN# |
| 10  | 0.55                | 6.3                 | X5R | 1uF         | ±5%                   | CL05A105JQ5NINN# |
| 11  | 0.55                | 6.3                 | X5R | 2.2uF       | ±10%                  | CL05A225KQ5NINN# |
| 12  | 0.55                | 6.3                 | X5R | 2.2uF       | ±20%                  | CL05A225MQ5NINN# |
| 13  | 0.55                | 6.3                 | X5R | 100nF       | ±10%                  | CL05A104KQ5NINN# |
| 14  | 0.55                | 6.3                 | X5R | 220nF       | ±10%                  | CL05A224KQ5NINN# |
| 15  | 0.55                | 6.3                 | X5R | 330nF       | ±10%                  | CL05A334KQ5NINN# |
| 16  | 0.55                | 6.3                 | X5R | 330nF       | ±20%                  | CL05A334MQ5NINN# |
| 17  | 0.55                | 6.3                 | X5R | 470nF       | ±10%                  | CL05A474KQ5NINN# |
| 18  | 0.55                | 10                  | X5R | 1uF         | ±10%                  | CL05A105KP5NFN#  |
| 19  | 0.55                | 10                  | X5R | 1uF         | ±10%                  | CL05A105KP5NINN# |
| 20  | 0.55                | 10                  | X5R | 2.2uF       | ±10%                  | CL05A225KP5NINN# |



# Normal Capacitors\_Standard

Size Code (inch/mm) : 0402/1005

| No. | Thickness Max. (mm) | Rated Voltage (Vdc) | TCC | Capacitance | Capacitance Tolerance | Part Number      |
|-----|---------------------|---------------------|-----|-------------|-----------------------|------------------|
| 21  | 0.55                | 10                  | X5R | 2.2uF       | ±20%                  | CL05A225MP5NNN#  |
| 22  | 0.55                | 10                  | X5R | 100nF       | ±10%                  | CL05A104KP5NNN#  |
| 23  | 0.55                | 10                  | X5R | 150nF       | ±10%                  | CL05A154KP5NNN#  |
| 24  | 0.55                | 10                  | X5R | 220nF       | ±10%                  | CL05A224KP5NNN#  |
| 25  | 0.55                | 10                  | X5R | 220nF       | ±20%                  | CL05A224MP5NNN#  |
| 26  | 0.55                | 10                  | X5R | 470nF       | ±10%                  | CL05A474KP5NNN#  |
| 27  | 0.55                | 16                  | X5R | 1uF         | ±10%                  | CL05A105K05NFN#  |
| 28  | 0.55                | 16                  | X5R | 1uF         | ±10%                  | CL05A105K05NNN#  |
| 29  | 0.55                | 16                  | X5R | 4.2uF       | ±10%                  | CL05A425K05LUN#  |
| 30  | 0.55                | 16                  | X5R | 4.7uF       | ±20%                  | CL05A475M05LUN#  |
| 31  | 0.55                | 16                  | X5R | 100nF       | ±10%                  | CL05A104K05NNN#  |
| 32  | 0.55                | 16                  | X5R | 100nF       | ±20%                  | CL05A104M05NNN#  |
| 33  | 0.55                | 16                  | X5R | 100nF       | ±5%                   | CL05A104J05NNN#  |
| 34  | 0.55                | 16                  | X5R | 220nF       | ±10%                  | CL05A224K05NNN#  |
| 35  | 0.55                | 16                  | X5R | 470nF       | ±10%                  | CL05A474K05NNN#  |
| 36  | 0.55                | 25                  | X5R | 1uF         | ±10%                  | CL05A105KA5NNN#  |
| 37  | 0.55                | 25                  | X5R | 2.2uF       | ±20%                  | CL05A225MA5JUN#  |
| 38  | 0.55                | 25                  | X5R | 100nF       | ±10%                  | CL05A104KA5NFN#  |
| 39  | 0.55                | 25                  | X5R | 100nF       | ±10%                  | CL05A104KA5NNN#  |
| 40  | 0.55                | 25                  | X5R | 220nF       | ±10%                  | CL05A224KA5NNN#  |
| 41  | 0.55                | 25                  | X5R | 330nF       | ±10%                  | CL05A334KA5NNN#  |
| 42  | 0.55                | 25                  | X5R | 470nF       | ±10%                  | CL05A474KA5NNN#  |
| 43  | 0.57                | 6.3                 | X5R | 2.2uF       | ±10%                  | CL05A225KQ5NSN#  |
| 44  | 0.57                | 6.3                 | X5R | 2.2uF       | ±20%                  | CL05A225MQ5NSN#  |
| 45  | 0.57                | 6.3                 | X5R | 2.2uF       | ±20%                  | CL05A225MQ5ZSN#  |
| 46  | 0.57                | 10                  | X5R | 2.2uF       | ±10%                  | CL05A225KP5NSN#  |
| 47  | 0.57                | 10                  | X5R | 2.2uF       | ±20%                  | CL05A225MP5NSN#  |
| 48  | 0.60                | 4                   | X5R | 4.7uF       | ±20%                  | CL05A475MR5NQN#  |
| 49  | 0.60                | 16                  | X5R | 2.2uF       | ±10%                  | CL05A225K05NQN#  |
| 50  | 0.60                | 16                  | X5R | 2.2uF       | ±20%                  | CL05A225M05NQN#  |
| 51  | 0.60                | 25                  | X5R | 1uF         | ±10%                  | CL05A105KA5NFQ#  |
| 52  | 0.60                | 25                  | X5R | 1uF         | ±10%                  | CL05A105KA5NQN#  |
| 53  | 0.65                | 4                   | X5R | 18uF        | ±20%                  | CL05A186MR5DRN#  |
| 54  | 0.65                | 4                   | X5R | 20uF        | ±20%                  | CL05A206MR5DRN#  |
| 55  | 0.65                | 6.3                 | X5R | 4.7uF       | ±10%                  | CL05A475KQ5NRRN# |
| 56  | 0.65                | 6.3                 | X5R | 4.7uF       | ±20%                  | CL05A475MQ5NRRN# |
| 57  | 0.65                | 6.3                 | X5R | 6uF         | ±20%                  | CL05A605MQ5DRN#  |
| 58  | 0.65                | 6.3                 | X5R | 9uF         | ±20%                  | CL05A905MQ5DRN#  |
| 59  | 0.65                | 6.3                 | X5R | 10uF        | ±20%                  | CL05A106MQ5NRRN# |
| 60  | 0.65                | 6.3                 | X5R | 15uF        | ±20%                  | CL05A156MQ5Z64#  |
| 61  | 0.65                | 10                  | X5R | 4.7uF       | ±10%                  | CL05A475KP5NRRN# |
| 62  | 0.65                | 10                  | X5R | 4.7uF       | ±20%                  | CL05A475MP5NRRN# |
| 63  | 0.65                | 10                  | X5R | 10uF        | ±20%                  | CL05A106MP5Z64#  |
| 64  | 0.65                | 35                  | X5R | 1uF         | ±10%                  | CL05A105KL5NRRN# |
| 65  | 0.70                | 4                   | X5R | 10uF        | ±20%                  | CL05A106MR5NUN#  |



# Normal Capacitors\_Standard

Size Code (inch/mm) : 0402/1005

| No. | Thickness Max. (mm) | Rated Voltage (Vdc) | TCC | Capacitance | Capacitance Tolerance | Part Number     |
|-----|---------------------|---------------------|-----|-------------|-----------------------|-----------------|
| 66  | 0.70                | 4                   | X5R | 22uF        | ±20%                  | CL05A226MR5QUN# |
| 67  | 0.70                | 4                   | X5R | 23uF        | ±20%                  | CL05A236MR5DUN# |
| 68  | 0.70                | 6.3                 | X5R | 10uF        | ±20%                  | CL05A106MQ5NUN# |
| 69  | 0.70                | 6.3                 | X5R | 22uF        | ±20%                  | CL05A226MQ5CUN# |
| 70  | 0.70                | 10                  | X5R | 4.7uF       | ±20%                  | CL05A475MP5NUN# |
| 71  | 0.70                | 10                  | X5R | 10uF        | ±20%                  | CL05A106MP5IUN# |
| 72  | 0.70                | 16                  | X5R | 4.7uF       | ±20%                  | CL05A475M05NUN# |
| 73  | 0.70                | 25                  | X5R | 2.2uF       | ±10%                  | CL05A225KA5NUN# |
| 74  | 0.70                | 25                  | X5R | 2.2uF       | ±20%                  | CL05A225MA5NUN# |
| 75  | 0.70                | 25                  | X5R | 4.7uF       | ±20%                  | CL05A475MA5NUN# |
| 76  | 0.70                | 35                  | X5R | 2.2uF       | ±20%                  | CL05A225ML5NUN# |
| 77  | 0.80                | 4                   | X5R | 27uF        | ±20%                  | CL05A276MR6DUN# |
| 78  | 0.80                | 10                  | X5R | 10uF        | ±20%                  | CL05A106MP68UN# |
| 79  | 0.80                | 10                  | X5R | 10uF        | ±20%                  | CL05A106MP6NUN# |
| 80  | 1.00                | 6.3                 | X5R | 10uF        | ±20%                  | CL05A106MQ5N3U# |

Size Code (inch/mm) : 0603/1608

| No. | Thickness Max. (mm) | Rated Voltage (Vdc) | TCC | Capacitance | Capacitance Tolerance | Part Number      |
|-----|---------------------|---------------------|-----|-------------|-----------------------|------------------|
| 1   | 0.50                | 6.3                 | X5R | 2.2uF       | ±10%                  | CL10A225KQ5LNN#  |
| 2   | 0.50                | 6.3                 | X5R | 4.7uF       | ±10%                  | CL10A475KQ5LNN#  |
| 3   | 0.50                | 10                  | X5R | 2.2uF       | ±10%                  | CL10A225KP5LNN#  |
| 4   | 0.50                | 10                  | X5R | 4.7uF       | ±10%                  | CL10A475KP5LNN#  |
| 5   | 0.50                | 16                  | X5R | 2.2uF       | ±10%                  | CL10A225K05LNN#  |
| 6   | 0.50                | 25                  | X5R | 2.2uF       | ±10%                  | CL10A225KA5LNN#  |
| 7   | 0.65                | 16                  | X5R | 10uF        | ±20%                  | CL10A106MOAFZN#  |
| 8   | 0.65                | 25                  | X5R | 10uF        | ±20%                  | CL10A106MAAFZN#  |
| 9   | 0.65                | 25                  | X5R | 10uF        | ±20%                  | CL10A106MAAIZN#  |
| 10  | 0.65                | 35                  | X5R | 4.7uF       | ±10%                  | CL10A475KLAFZN#  |
| 11  | 0.80                | 6.3                 | X5R | 22uF        | ±20%                  | CL10A226MQ7LUN#  |
| 12  | 0.80                | 10                  | X5R | 22uF        | ±20%                  | CL10A226MP7LUN#  |
| 13  | 0.80                | 16                  | X5R | 22uF        | ±20%                  | CL10A226MO79ZLN# |
| 14  | 0.80                | 16                  | X5R | 22uF        | ±20%                  | CL10A226MO7FZLN# |
| 15  | 0.80                | 16                  | X5R | 22uF        | ±20%                  | CL10A226MO7JZLN# |
| 16  | 0.90                | 6.3                 | X5R | 1uF         | ±10%                  | CL10A105KQ8N3NN# |
| 17  | 0.90                | 6.3                 | X5R | 2.2uF       | ±10%                  | CL10A225KQ8N3NN# |
| 18  | 0.90                | 6.3                 | X5R | 2.2uF       | ±10%                  | CL10A225KQ8N3NN# |
| 19  | 0.90                | 6.3                 | X5R | 4.7uF       | ±10%                  | CL10A475KQ8N3NN# |
| 20  | 0.90                | 6.3                 | X5R | 4.7uF       | ±10%                  | CL10A475KQ8N3NN# |
| 21  | 0.90                | 6.3                 | X5R | 4.7uF       | ±20%                  | CL10A475MQ8N3NN# |
| 22  | 0.90                | 6.3                 | X5R | 10uF        | ±10%                  | CL10A106KQ8N3NN# |
| 23  | 0.90                | 6.3                 | X5R | 10uF        | ±20%                  | CL10A106MQ8N3NN# |
| 24  | 0.90                | 6.3                 | X5R | 22uF        | ±20%                  | CL10A226MQ7NRN#  |
| 25  | 0.90                | 10                  | X5R | 1uF         | ±10%                  | CL10A105KP8N3NN# |



# Normal Capacitors\_Standard

Size Code (inch/mm) : 0603/1608

| No. | Thickness Max. (mm) | Rated Voltage (Vdc) | TCC | Capacitance | Capacitance Tolerance | Part Number      |
|-----|---------------------|---------------------|-----|-------------|-----------------------|------------------|
| 26  | 0.90                | 10                  | X5R | 2.2uF       | ±10%                  | CL10A225KP8NINN# |
| 27  | 0.90                | 10                  | X5R | 2.2uF       | ±20%                  | CL10A225MP8NINN# |
| 28  | 0.90                | 10                  | X5R | 3.3uF       | ±10%                  | CL10A335KP8NIN#  |
| 29  | 0.90                | 10                  | X5R | 3.3uF       | ±10%                  | CL10A335KP8NINN# |
| 30  | 0.90                | 10                  | X5R | 4.7uF       | ±10%                  | CL10A475KP8NIN#  |
| 31  | 0.90                | 10                  | X5R | 4.7uF       | ±10%                  | CL10A475KP8NINN# |
| 32  | 0.90                | 10                  | X5R | 10uF        | ±10%                  | CL10A106KP8NIN#  |
| 33  | 0.90                | 10                  | X5R | 10uF        | ±10%                  | CL10A106KP8NINN# |
| 34  | 0.90                | 10                  | X5R | 10uF        | ±20%                  | CL10A106MP8NIN#  |
| 35  | 0.90                | 10                  | X5R | 220nF       | ±10%                  | CL10A224KP8NINN# |
| 36  | 0.90                | 16                  | X5R | 1uF         | ±10%                  | CL10A105K08NINN# |
| 37  | 0.90                | 16                  | X5R | 1uF         | ±20%                  | CL10A105M08NINN# |
| 38  | 0.90                | 16                  | X5R | 2.2uF       | ±10%                  | CL10A225K08N3N#  |
| 39  | 0.90                | 16                  | X5R | 2.2uF       | ±10%                  | CL10A225K08NIN#  |
| 40  | 0.90                | 16                  | X5R | 2.2uF       | ±10%                  | CL10A225K08NINN# |
| 41  | 0.90                | 16                  | X5R | 4.7uF       | ±10%                  | CL10A475K08NIN#  |
| 42  | 0.90                | 16                  | X5R | 4.7uF       | ±20%                  | CL10A475M08NINN# |
| 43  | 0.90                | 16                  | X5R | 470nF       | ±10%                  | CL10A474K08NINN# |
| 44  | 0.90                | 25                  | X5R | 1uF         | ±10%                  | CL10A105KA8NIN#  |
| 45  | 0.90                | 25                  | X5R | 1uF         | ±10%                  | CL10A105KA8NINN# |
| 46  | 0.90                | 25                  | X5R | 2.2uF       | ±10%                  | CL10A225KA8NINN# |
| 47  | 0.90                | 25                  | X5R | 100nF       | ±10%                  | CL10A104KA8NINN# |
| 48  | 0.90                | 25                  | X5R | 470nF       | ±10%                  | CL10A474KA8NINN# |
| 49  | 0.90                | 35                  | X5R | 1uF         | ±10%                  | CL10A105KL8NINN# |
| 50  | 0.90                | 35                  | X5R | 2.2uF       | ±10%                  | CL10A225KL8NINN# |
| 51  | 0.90                | 50                  | X5R | 1uF         | ±10%                  | CL10A105KB8NINN# |
| 52  | 0.90                | 50                  | X5R | 1uF         | ±20%                  | CL10A105MB8NINN# |
| 53  | 0.90                | 50                  | X5R | 220nF       | ±10%                  | CL10A224KB8NINN# |
| 54  | 0.90                | 50                  | X5R | 470nF       | ±10%                  | CL10A474KB8NINN# |
| 55  | 0.95                | 6.3                 | X5R | 10uF        | ±20%                  | CL10A106MQ8NQN#  |
| 56  | 0.95                | 10                  | X5R | 10uF        | ±20%                  | CL10A106MP8NFS#  |
| 57  | 0.95                | 16                  | X5R | 4.7uF       | ±10%                  | CL10A475K08NQN#  |
| 58  | 0.95                | 16                  | X5R | 10uF        | ±10%                  | CL10A106K08NQN#  |
| 59  | 0.95                | 25                  | X5R | 4.7uF       | ±10%                  | CL10A475KA8NQN#  |
| 60  | 0.95                | 25                  | X5R | 4.7uF       | ±20%                  | CL10A475MA8NQN#  |
| 61  | 1.00                | 4                   | X5R | 47uF        | ±20%                  | CL10A476MR8NRN#  |
| 62  | 1.00                | 6.3                 | X5R | 22uF        | ±10%                  | CL10A226KQ8NRN#  |
| 63  | 1.00                | 6.3                 | X5R | 22uF        | ±20%                  | CL10A226MQ8N3R#  |
| 64  | 1.00                | 6.3                 | X5R | 22uF        | ±20%                  | CL10A226MQ8NFR#  |
| 65  | 1.00                | 6.3                 | X5R | 22uF        | ±20%                  | CL10A226MQ8NRN#  |
| 66  | 1.00                | 6.3                 | X5R | 22uF        | ±20%                  | CL10A226MQ8QRN#  |
| 67  | 1.00                | 6.3                 | X5R | 47uF        | ±20%                  | CL10A476MQ8Q3R#  |
| 68  | 1.00                | 6.3                 | X5R | 47uF        | ±20%                  | CL10A476MQ8QRN#  |
| 69  | 1.00                | 10                  | X5R | 22uF        | ±20%                  | CL10A226MP8NRN#  |
| 70  | 1.00                | 25                  | X5R | 10uF        | ±20%                  | CL10A106MA8IRN#  |



# Normal Capacitors\_Standard

Size Code (inch/mm) : 0603/1608

| No. | Thickness Max. (mm) | Rated Voltage (Vdc) | TCC | Capacitance | Capacitance Tolerance | Part Number     |
|-----|---------------------|---------------------|-----|-------------|-----------------------|-----------------|
| 71  | 1.00                | 25                  | X5R | 10uF        | ±20%                  | CL10A106MA8NRN# |
| 72  | 1.00                | 25                  | X5R | 10uF        | ±20%                  | CL10A106MA8ZRN# |
| 73  | 1.00                | 35                  | X5R | 4.7uF       | ±10%                  | CL10A475KL8NRN# |
| 74  | 1.00                | 35                  | X5R | 10uF        | ±20%                  | CL10A106ML8NRN# |
| 75  | 1.00                | 50                  | X5R | 4.7uF       | ±10%                  | CL10A475KB86RN# |
| 76  | 1.05                | 6.3                 | X5R | 22uF        | ±20%                  | CL10A226MQ8NUN# |
| 77  | 1.05                | 10                  | X5R | 22uF        | ±20%                  | CL10A226MP8NUN# |
| 78  | 1.10                | 4                   | X5R | 47uF        | ±20%                  | CL10A476MR8NZN# |

Size Code (inch/mm) : 0805/2012

| No. | Thickness Max. (mm) | Rated Voltage (Vdc) | TCC | Capacitance | Capacitance Tolerance | Part Number     |
|-----|---------------------|---------------------|-----|-------------|-----------------------|-----------------|
| 1   | 0.80                | 6.3                 | X5R | 47uF        | ±20%                  | CL21A476MQ7LRN# |
| 2   | 0.80                | 10                  | X5R | 10uF        | ±10%                  | CL21A106KP7LQN# |
| 3   | 0.80                | 25                  | X5R | 22uF        | ±20%                  | CL21A226MA7FUN# |
| 4   | 0.90                | 6.3                 | X5R | 47uF        | ±20%                  | CL21A476MQ8LRN# |
| 5   | 0.95                | 6.3                 | X5R | 4.7uF       | ±10%                  | CL21A475KQCLNN# |
| 6   | 0.95                | 6.3                 | X5R | 10uF        | ±10%                  | CL21A106KQCLNN# |
| 7   | 0.95                | 6.3                 | X5R | 10uF        | ±10%                  | CL21A106KQCLRN# |
| 8   | 0.95                | 6.3                 | X5R | 10uF        | ±20%                  | CL21A106MQCLNN# |
| 9   | 0.95                | 6.3                 | X5R | 22uF        | ±10%                  | CL21A226KQCLRN# |
| 10  | 0.95                | 6.3                 | X5R | 22uF        | ±20%                  | CL21A226MQCLRN# |
| 11  | 0.95                | 6.3                 | X5R | 47uF        | ±20%                  | CL21A476MQCLRN# |
| 12  | 0.95                | 10                  | X5R | 2.2uF       | ±10%                  | CL21A225KPCLNN# |
| 13  | 0.95                | 10                  | X5R | 4.7uF       | ±10%                  | CL21A475KPCLNN# |
| 14  | 0.95                | 10                  | X5R | 10uF        | ±10%                  | CL21A106KPCLQN# |
| 15  | 0.95                | 10                  | X5R | 10uF        | ±10%                  | CL21A106KPCLRN# |
| 16  | 0.95                | 10                  | X5R | 22uF        | ±10%                  | CL21A226KPCLRN# |
| 17  | 0.95                | 10                  | X5R | 22uF        | ±20%                  | CL21A226MPCLRN# |
| 18  | 0.95                | 16                  | X5R | 1uF         | ±10%                  | CL21A105KQCLNN# |
| 19  | 0.95                | 16                  | X5R | 2.2uF       | ±10%                  | CL21A225KQCLNN# |
| 20  | 0.95                | 16                  | X5R | 4.7uF       | ±10%                  | CL21A475KQCLRN# |
| 21  | 0.95                | 16                  | X5R | 10uF        | ±10%                  | CL21A106KQCL3R# |
| 22  | 0.95                | 16                  | X5R | 10uF        | ±10%                  | CL21A106KQCLRN# |
| 23  | 0.95                | 16                  | X5R | 22uF        | ±20%                  | CL21A226MOCLRN# |
| 24  | 0.95                | 25                  | X5R | 1uF         | ±10%                  | CL21A105KACLNN# |
| 25  | 0.95                | 25                  | X5R | 2.2uF       | ±10%                  | CL21A225KACLNN# |
| 26  | 0.95                | 25                  | X5R | 4.7uF       | ±10%                  | CL21A475KACLRN# |
| 27  | 0.95                | 25                  | X5R | 10uF        | ±10%                  | CL21A106KACLRN# |
| 28  | 0.95                | 35                  | X5R | 4.7uF       | ±10%                  | CL21A475KLCLQN# |
| 29  | 0.95                | 50                  | X5R | 1uF         | ±10%                  | CL21A105KBCLNN# |
| 30  | 1.00                | 6.3                 | X5R | 47uF        | ±20%                  | CL21A476MQ9LRN# |
| 31  | 1.00                | 50                  | X5R | 2.2uF       | ±10%                  | CL21A225KB9LNN# |
| 32  | 1.20                | 6.3                 | X5R | 33uF        | ±20%                  | CL21A336MQELRN# |
| 33  | 1.35                | 6.3                 | X5R | 4.7uF       | ±10%                  | CL21A475KQFNNN# |
| 34  | 1.35                | 6.3                 | X5R | 4.7uF       | ±20%                  | CL21A475MQFNNN# |
| 35  | 1.35                | 6.3                 | X5R | 10uF        | ±10%                  | CL21A106KQFNFN# |



# Normal Capacitors\_Standard

Size Code (inch/mm) : 0805/2012

| No. | Thickness Max. (mm) | Rated Voltage (Vdc) | TCC | Capacitance | Capacitance Tolerance | Part Number   |
|-----|---------------------|---------------------|-----|-------------|-----------------------|---------------|
| 36  | 1.35                | 6.3                 | X5R | 10uF        | ±10%                  | CL21A106KQFN# |
| 37  | 1.35                | 6.3                 | X5R | 10uF        | ±20%                  | CL21A106MQFN# |
| 38  | 1.35                | 10                  | X5R | 1uF         | ±10%                  | CL21A105KPF#  |
| 39  | 1.35                | 10                  | X5R | 2.2uF       | ±10%                  | CL21A225KPF#  |
| 40  | 1.35                | 10                  | X5R | 3.3uF       | ±10%                  | CL21A335KPF#  |
| 41  | 1.35                | 10                  | X5R | 4.7uF       | ±10%                  | CL21A475KPF#  |
| 42  | 1.35                | 10                  | X5R | 4.7uF       | ±20%                  | CL21A475MPF#  |
| 43  | 1.35                | 10                  | X5R | 10uF        | ±10%                  | CL21A106KPF#  |
| 44  | 1.35                | 10                  | X5R | 10uF        | ±20%                  | CL21A106MPF#  |
| 45  | 1.35                | 16                  | X5R | 2.2uF       | ±10%                  | CL21A225KOF#  |
| 46  | 1.35                | 16                  | X5R | 4.7uF       | ±10%                  | CL21A475KOF#  |
| 47  | 1.35                | 16                  | X5R | 10uF        | ±10%                  | CL21A106KOF#  |
| 48  | 1.35                | 16                  | X5R | 10uF        | ±20%                  | CL21A106MOF#  |
| 49  | 1.35                | 25                  | X5R | 2.2uF       | ±10%                  | CL21A225KAF#  |
| 50  | 1.35                | 25                  | X5R | 2.2uF       | ±10%                  | CL21A225KAF#  |
| 51  | 1.35                | 25                  | X5R | 4.7uF       | ±20%                  | CL21A475MAF#  |
| 52  | 1.35                | 25                  | X5R | 10uF        | ±10%                  | CL21A106KAF#  |
| 53  | 1.35                | 50                  | X5R | 2.2uF       | ±10%                  | CL21A225KB#   |
| 54  | 1.40                | 6.3                 | X5R | 10uF        | ±20%                  | CL21A106MQQ#  |
| 55  | 1.40                | 6.3                 | X5R | 22uF        | ±10%                  | CL21A226KQQ#  |
| 56  | 1.40                | 6.3                 | X5R | 22uF        | ±10%                  | CL21A226KQQ#  |
| 57  | 1.40                | 6.3                 | X5R | 22uF        | ±20%                  | CL21A226MQQ#  |
| 58  | 1.40                | 6.3                 | X5R | 22uF        | ±20%                  | CL21A226MQQ#  |
| 59  | 1.40                | 10                  | X5R | 22uF        | ±20%                  | CL21A226MPQ#  |
| 60  | 1.40                | 16                  | X5R | 10uF        | ±10%                  | CL21A106KQ#   |
| 61  | 1.40                | 16                  | X5R | 10uF        | ±10%                  | CL21A106KQ#   |
| 62  | 1.40                | 25                  | X5R | 4.7uF       | ±10%                  | CL21A475KAQ#  |
| 63  | 1.40                | 25                  | X5R | 4.7uF       | ±10%                  | CL21A475KAQ#  |
| 64  | 1.40                | 25                  | X5R | 4.7uF       | ±10%                  | CL21A475KAQ#  |
| 65  | 1.40                | 25                  | X5R | 4.7uF       | ±20%                  | CL21A475MAQ#  |
| 66  | 1.40                | 25                  | X5R | 22uF        | ±20%                  | CL21A226MAQ#  |
| 67  | 1.40                | 50                  | X5R | 2.2uF       | ±10%                  | CL21A225KBQ#  |
| 68  | 1.40                | 50                  | X5R | 4.7uF       | ±10%                  | CL21A475KBQ#  |
| 69  | 1.45                | 4                   | X5R | 47uF        | ±20%                  | CL21A476MRY#  |
| 70  | 1.45                | 4                   | X5R | 100uF       | ±20%                  | CL21A107MRY#  |
| 71  | 1.45                | 6.3                 | X5R | 47uF        | ±20%                  | CL21A476MQY#  |
| 72  | 1.45                | 6.3                 | X5R | 47uF        | ±20%                  | CL21A476MQY#  |
| 73  | 1.45                | 16                  | X5R | 22uF        | ±20%                  | CL21A226MOY#  |
| 74  | 1.45                | 25                  | X5R | 10uF        | ±10%                  | CL21A106KAY#  |
| 75  | 1.45                | 25                  | X5R | 10uF        | ±10%                  | CL21A106KAY#  |
| 76  | 1.45                | 25                  | X5R | 10uF        | ±10%                  | CL21A106KAY#  |
| 77  | 1.45                | 25                  | X5R | 10uF        | ±20%                  | CL21A106MAY#  |
| 78  | 1.45                | 25                  | X5R | 22uF        | ±20%                  | CL21A226MAY#  |
| 79  | 1.45                | 50                  | X5R | 10uF        | ±10%                  | CL21A106KBY#  |



# Normal Capacitors\_Standard

Size Code (inch/mm) : 1206/3216

| No. | Thickness Max. (mm) | Rated Voltage (Vdc) | TCC | Capacitance | Capacitance Tolerance | Part Number      |
|-----|---------------------|---------------------|-----|-------------|-----------------------|------------------|
| 1   | 0.95                | 16                  | X5R | 3.3uF       | ±10%                  | CL31A335KOC LNN# |
| 2   | 0.95                | 16                  | X5R | 4.7uF       | ±10%                  | CL31A475KOC LNN# |
| 3   | 0.95                | 16                  | X5R | 10uF        | ±10%                  | CL31A106KOC LNN# |
| 4   | 0.95                | 16                  | X5R | 22uF        | ±10%                  | CL31A226KOC LFN# |
| 5   | 0.95                | 16                  | X5R | 22uF        | ±10%                  | CL31A226KOC LNN# |
| 6   | 0.95                | 16                  | X5R | 22uF        | ±20%                  | CL31A226MOC LFN# |
| 7   | 0.95                | 16                  | X5R | 22uF        | ±20%                  | CL31A226MOC LNN# |
| 8   | 0.95                | 25                  | X5R | 4.7uF       | ±10%                  | CL31A475KAC LNN# |
| 9   | 0.95                | 25                  | X5R | 10uF        | ±10%                  | CL31A106KAC LNN# |
| 10  | 1.00                | 35                  | X5R | 4.7uF       | ±10%                  | CL31A475KL9 LNN# |
| 11  | 1.00                | 50                  | X5R | 1uF         | ±10%                  | CL31A105KB9 LNN# |
| 12  | 1.00                | 50                  | X5R | 2.2uF       | ±10%                  | CL31A225KB9 LNN# |
| 13  | 1.00                | 50                  | X5R | 4.7uF       | ±10%                  | CL31A475KB9 LNN# |
| 14  | 1.00                | 100                 | X5R | 2.2uF       | ±10%                  | CL31A225KC9 LNN# |
| 15  | 1.25                | 10                  | X5R | 10uF        | ±10%                  | CL31A106KP LNN#  |
| 16  | 1.80                | 6.3                 | X5R | 10uF        | ±10%                  | CL31A106KQH NNN# |
| 17  | 1.80                | 6.3                 | X5R | 10uF        | ±20%                  | CL31A106MQH NNN# |
| 18  | 1.80                | 6.3                 | X5R | 22uF        | ±10%                  | CL31A226KQH NNN# |
| 19  | 1.80                | 6.3                 | X5R | 22uF        | ±20%                  | CL31A226MQH NNN# |
| 20  | 1.80                | 6.3                 | X5R | 47uF        | ±10%                  | CL31A476KQH NNN# |
| 21  | 1.80                | 6.3                 | X5R | 47uF        | ±20%                  | CL31A476MQH NNN# |
| 22  | 1.80                | 6.3                 | X5R | 100uF       | ±20%                  | CL31A107MQH NNN# |
| 23  | 1.80                | 10                  | X5R | 10uF        | ±10%                  | CL31A106KPH NNN# |
| 24  | 1.80                | 10                  | X5R | 22uF        | ±10%                  | CL31A226KPH NNN# |
| 25  | 1.80                | 10                  | X5R | 22uF        | ±20%                  | CL31A226MPH NNN# |
| 26  | 1.80                | 10                  | X5R | 47uF        | ±20%                  | CL31A476MPH NFN# |
| 27  | 1.80                | 10                  | X5R | 47uF        | ±20%                  | CL31A476MPH NNN# |
| 28  | 1.80                | 16                  | X5R | 2.2uF       | ±10%                  | CL31A225KOH NNN# |
| 29  | 1.80                | 16                  | X5R | 3.3uF       | ±10%                  | CL31A335KOH NNN# |
| 30  | 1.80                | 16                  | X5R | 4.7uF       | ±10%                  | CL31A475KOH NNN# |
| 31  | 1.80                | 16                  | X5R | 4.7uF       | ±20%                  | CL31A475MOH NNN# |
| 32  | 1.80                | 16                  | X5R | 10uF        | ±10%                  | CL31A106KOH NNN# |
| 33  | 1.80                | 16                  | X5R | 10uF        | ±20%                  | CL31A106MOH NNN# |
| 34  | 1.80                | 16                  | X5R | 22uF        | ±10%                  | CL31A226KOH NFN# |
| 35  | 1.80                | 16                  | X5R | 22uF        | ±10%                  | CL31A226KOH NNN# |
| 36  | 1.80                | 16                  | X5R | 22uF        | ±20%                  | CL31A226MOH NNN# |
| 37  | 1.80                | 25                  | X5R | 3.3uF       | ±10%                  | CL31A335KAH NNN# |
| 38  | 1.80                | 25                  | X5R | 4.7uF       | ±10%                  | CL31A475KAH NNN# |
| 39  | 1.80                | 25                  | X5R | 10uF        | ±10%                  | CL31A106KAH NFN# |
| 40  | 1.80                | 25                  | X5R | 10uF        | ±10%                  | CL31A106KAH NNN# |
| 41  | 1.80                | 25                  | X5R | 10uF        | ±20%                  | CL31A106MAH NNN# |
| 42  | 1.80                | 25                  | X5R | 22uF        | ±10%                  | CL31A226KAH NNN# |
| 43  | 1.80                | 25                  | X5R | 22uF        | ±20%                  | CL31A226MAH NNN# |
| 44  | 1.80                | 50                  | X5R | 4.7uF       | ±10%                  | CL31A475KBH NNN# |
| 45  | 1.80                | 50                  | X5R | 10uF        | ±10%                  | CL31A106KBH NNN# |
| 46  | 1.80                | 50                  | X5R | 10uF        | ±20%                  | CL31A106MBH NNN# |
| 47  | 1.90                | 6.3                 | X5R | 100uF       | ±20%                  | CL31A107MQK NNN# |



# Normal Capacitors\_Standard

Size Code (inch/mm) : 1210/3225

| No. | Thickness Max. (mm) | Rated Voltage (Vdc) | TCC | Capacitance | Capacitance Tolerance | Part Number     |
|-----|---------------------|---------------------|-----|-------------|-----------------------|-----------------|
| 1   | 0.95                | 16                  | X5R | 10uF        | ±10%                  | CL32A106KOCLNN# |
| 2   | 0.95                | 16                  | X5R | 22uF        | ±20%                  | CL32A226MOCLNN# |
| 3   | 1.70                | 16                  | X5R | 22uF        | ±10%                  | CL32A226KOTFNN# |
| 4   | 1.70                | 16                  | X5R | 22uF        | ±20%                  | CL32A226MOTLNN# |
| 5   | 1.70                | 25                  | X5R | 10uF        | ±10%                  | CL32A106KATLNN# |
| 6   | 2.00                | 25                  | X5R | 10uF        | ±10%                  | CL32A106KAULNN# |
| 7   | 2.00                | 35                  | X5R | 4.7uF       | ±10%                  | CL32A475KLULNN# |
| 8   | 2.00                | 35                  | X5R | 10uF        | ±10%                  | CL32A106KLULNN# |
| 9   | 2.20                | 10                  | X5R | 10uF        | ±10%                  | CL32A106KPINNN# |
| 10  | 2.70                | 6.3                 | X5R | 22uF        | ±10%                  | CL32A226KQJNNN# |
| 11  | 2.70                | 6.3                 | X5R | 22uF        | ±20%                  | CL32A226MQJNNN# |
| 12  | 2.70                | 6.3                 | X5R | 47uF        | ±10%                  | CL32A476KQJNNN# |
| 13  | 2.70                | 6.3                 | X5R | 47uF        | ±20%                  | CL32A476MQJNNN# |
| 14  | 2.70                | 10                  | X5R | 22uF        | ±10%                  | CL32A226KPJNNN# |
| 15  | 2.70                | 10                  | X5R | 22uF        | ±20%                  | CL32A226MPJNNN# |
| 16  | 2.70                | 10                  | X5R | 47uF        | ±10%                  | CL32A476KPJNNN# |
| 17  | 2.70                | 16                  | X5R | 10uF        | ±10%                  | CL32A106KQJNNN# |
| 18  | 2.70                | 16                  | X5R | 10uF        | ±20%                  | CL32A106MOJNNN# |
| 19  | 2.70                | 16                  | X5R | 22uF        | ±10%                  | CL32A226KOJNFN# |
| 20  | 2.70                | 16                  | X5R | 22uF        | ±10%                  | CL32A226KOJNNN# |
| 21  | 2.70                | 16                  | X5R | 22uF        | ±20%                  | CL32A226MOJNNN# |
| 22  | 2.70                | 16                  | X5R | 47uF        | ±10%                  | CL32A476KOJNNN# |
| 23  | 2.70                | 16                  | X5R | 47uF        | ±20%                  | CL32A476MOJNNN# |
| 24  | 2.70                | 25                  | X5R | 10uF        | ±10%                  | CL32A106KAJNNN# |
| 25  | 2.70                | 25                  | X5R | 22uF        | ±10%                  | CL32A226KAJNFN# |
| 26  | 2.70                | 25                  | X5R | 22uF        | ±10%                  | CL32A226KAJNNN# |
| 27  | 2.70                | 25                  | X5R | 22uF        | ±20%                  | CL32A226MAJNNN# |
| 28  | 2.70                | 50                  | X5R | 10uF        | ±10%                  | CL32A106KBJNNN# |
| 29  | 2.70                | 50                  | X5R | 10uF        | ±20%                  | CL32A106MBJNNN# |
| 30  | 2.80                | 6.3                 | X5R | 100uF       | ±20%                  | CL32A107MQVNNN# |
| 31  | 2.80                | 6.3                 | X5R | 150uF       | ±20%                  | CL32A157MQVNNN# |
| 32  | 2.80                | 6.3                 | X5R | 220uF       | ±20%                  | CL32A227MQVNNN# |
| 33  | 2.80                | 10                  | X5R | 100uF       | ±20%                  | CL32A107MPVNNN# |



# Normal Capacitors\_Standard

## Product Lineup (X6S)

Size Code (inch/mm) : 01005/0402

| No. | Thickness Max. (mm) | Rated Voltage (Vdc) | TCC | Capacitance | Capacitance Tolerance | Part Number     |
|-----|---------------------|---------------------|-----|-------------|-----------------------|-----------------|
| 1   | 0.22                | 4                   | X6S | 100nF       | ±20%                  | CL02X104MR2NNN# |
| 2   | 0.22                | 4                   | X6S | 470nF       | ±20%                  | CL02X474MR2NNN# |
| 3   | 0.22                | 6.3                 | X6S | 10nF        | ±10%                  | CL02X103KQ2NNN# |

Size Code (inch/mm) : 0201/0603

| No. | Thickness Max. (mm) | Rated Voltage (Vdc) | TCC | Capacitance | Capacitance Tolerance | Part Number     |
|-----|---------------------|---------------------|-----|-------------|-----------------------|-----------------|
| 1   | 0.22                | 4                   | X6S | 1uF         | ±20%                  | CL03X105MR2LRN# |
| 2   | 0.33                | 6.3                 | X6S | 100nF       | ±10%                  | CL03X104KQ3NNN# |
| 3   | 0.33                | 6.3                 | X6S | 220nF       | ±10%                  | CL03X224KQ3NNN# |
| 4   | 0.33                | 6.3                 | X6S | 220nF       | ±20%                  | CL03X224MQ3NNN# |
| 5   | 0.33                | 6.3                 | X6S | 470nF       | ±10%                  | CL03X474KQ3NNN# |
| 6   | 0.33                | 25                  | X6S | 100nF       | ±10%                  | CL03X104KA3NNN# |
| 7   | 0.35                | 4                   | X6S | 1uF         | ±20%                  | CL03X105MR3CSN# |
| 8   | 0.39                | 2.5                 | X6S | 2.2uF       | ±20%                  | CL03X225MS3NRN# |
| 9   | 0.39                | 4                   | X6S | 1uF         | ±20%                  | CL03X105MR3NRN# |
| 10  | 0.39                | 4                   | X6S | 2.2uF       | ±20%                  | CL03X225MR3NRN# |

Size Code (inch/mm) : 0402/1005

| No. | Thickness Max. (mm) | Rated Voltage (Vdc) | TCC | Capacitance | Capacitance Tolerance | Part Number     |
|-----|---------------------|---------------------|-----|-------------|-----------------------|-----------------|
| 1   | 0.33                | 10                  | X6S | 1uF         | ±20%                  | CL05X105MP3JQN# |
| 2   | 0.55                | 6.3                 | X6S | 1uF         | ±10%                  | CL05X105KQ5NFN# |
| 3   | 0.55                | 6.3                 | X6S | 1uF         | ±10%                  | CL05X105KQ5NNN# |
| 4   | 0.55                | 10                  | X6S | 1uF         | ±10%                  | CL05X105KP5NNN# |
| 5   | 0.57                | 2.5                 | X6S | 2.2uF       | ±20%                  | CL05X225MS5NSN# |
| 6   | 0.57                | 6.3                 | X6S | 2.2uF       | ±20%                  | CL05X225MQ5NSN# |
| 7   | 0.60                | 25                  | X6S | 1uF         | ±10%                  | CL05X105KA5NQN# |
| 8   | 0.70                | 4                   | X6S | 4.7uF       | ±20%                  | CL05X475MR5NUN# |
| 9   | 0.70                | 6.3                 | X6S | 4.7uF       | ±20%                  | CL05X475MQ5NUN# |
| 10  | 0.70                | 6.3                 | X6S | 10uF        | ±20%                  | CL05X106MQ5IUN# |
| 11  | 0.70                | 25                  | X6S | 2.2uF       | ±20%                  | CL05X225MA5NUN# |
| 12  | 0.80                | 4                   | X6S | 22uF        | ±20%                  | CL05X226MR6NUN# |



# Normal Capacitors\_Standard

Size Code (inch/mm) : 0603/1608

| No. | Thickness Max. (mm) | Rated Voltage (Vdc) | TCC | Capacitance | Capacitance Tolerance | Part Number      |
|-----|---------------------|---------------------|-----|-------------|-----------------------|------------------|
| 1   | 0.90                | 4                   | X6S | 10uF        | ±10%                  | CL10X106KR8NINN# |
| 2   | 0.90                | 6.3                 | X6S | 4.7uF       | ±10%                  | CL10X475KQ8NINN# |
| 3   | 0.90                | 6.3                 | X6S | 4.7uF       | ±20%                  | CL10X475MQ8NINN# |
| 4   | 0.90                | 6.3                 | X6S | 10uF        | ±20%                  | CL10X106MQ8NINN# |
| 5   | 0.90                | 10                  | X6S | 2.2uF       | ±10%                  | CL10X225KP8NINN# |
| 6   | 0.90                | 16                  | X6S | 1uF         | ±10%                  | CL10X105KQ8NINN# |
| 7   | 0.90                | 50                  | X6S | 1uF         | ±10%                  | CL10X105KB8NINN# |
| 8   | 0.95                | 16                  | X6S | 4.7uF       | ±10%                  | CL10X475KQ8NFQ#  |
| 9   | 0.95                | 16                  | X6S | 4.7uF       | ±10%                  | CL10X475KQ8NQN#  |
| 10  | 1.00                | 4                   | X6S | 22uF        | ±20%                  | CL10X226MR8QRN#  |
| 11  | 1.00                | 6.3                 | X6S | 22uF        | ±20%                  | CL10X226MQ8QRN#  |
| 12  | 1.00                | 10                  | X6S | 10uF        | ±20%                  | CL10X106MP8NFR#  |
| 13  | 1.00                | 10                  | X6S | 10uF        | ±20%                  | CL10X106MP8NRN#  |
| 14  | 1.00                | 16                  | X6S | 4.7uF       | ±10%                  | CL10X475KQ8NRN#  |
| 15  | 1.00                | 16                  | X6S | 10uF        | ±20%                  | CL10X106M08NRN#  |
| 16  | 1.00                | 25                  | X6S | 4.7uF       | ±10%                  | CL10X475KA8NRN#  |
| 17  | 1.00                | 35                  | X6S | 2.2uF       | ±10%                  | CL10X225KL8NRN#  |
| 18  | 1.05                | 4                   | X6S | 22uF        | ±20%                  | CL10X226MR8NUN#  |

Size Code (inch/mm) : 0805/2012

| No. | Thickness Max. (mm) | Rated Voltage (Vdc) | TCC | Capacitance | Capacitance Tolerance | Part Number      |
|-----|---------------------|---------------------|-----|-------------|-----------------------|------------------|
| 1   | 0.95                | 2.5                 | X6S | 22uF        | ±20%                  | CL21X226MSCLRNN# |
| 2   | 0.95                | 6.3                 | X6S | 10uF        | ±10%                  | CL21X106KQCLRNN# |
| 3   | 0.95                | 10                  | X6S | 10uF        | ±10%                  | CL21X106KPCLRNN# |
| 4   | 1.35                | 4                   | X6S | 10uF        | ±20%                  | CL21X106MRFNINN# |
| 5   | 1.35                | 16                  | X6S | 2.2uF       | ±10%                  | CL21X225KOFNINN# |
| 6   | 1.40                | 4                   | X6S | 22uF        | ±20%                  | CL21X226MRQNFNN# |
| 7   | 1.40                | 4                   | X6S | 22uF        | ±20%                  | CL21X226MRQNNNN# |
| 8   | 1.40                | 6.3                 | X6S | 10uF        | ±10%                  | CL21X106KQQNNNN# |
| 9   | 1.40                | 6.3                 | X6S | 22uF        | ±20%                  | CL21X226MQQNFNN# |
| 10  | 1.40                | 6.3                 | X6S | 22uF        | ±20%                  | CL21X226MQQNNNN# |
| 11  | 1.40                | 16                  | X6S | 10uF        | ±10%                  | CL21X106KQQNNNN# |
| 12  | 1.40                | 16                  | X6S | 10uF        | ±20%                  | CL21X106MQQNNNN# |
| 13  | 1.40                | 25                  | X6S | 4.7uF       | ±10%                  | CL21X475KAQNNNN# |
| 14  | 1.45                | 4                   | X6S | 22uF        | ±20%                  | CL21X226MRYNINN# |
| 15  | 1.45                | 4                   | X6S | 47uF        | ±20%                  | CL21X476MRYNINN# |
| 16  | 1.45                | 10                  | X6S | 10uF        | ±10%                  | CL21X106KPYNINN# |
| 17  | 1.45                | 25                  | X6S | 10uF        | ±10%                  | CL21X106KAYNINN# |
| 18  | 1.45                | 25                  | X6S | 10uF        | ±10%                  | CL21X106KAYQNNN# |



# Normal Capacitors\_Standard

Size Code (inch/mm) : 1206/3216

| No. | Thickness Max. (mm) | Rated Voltage (Vdc) | TCC | Capacitance | Capacitance Tolerance | Part Number     |
|-----|---------------------|---------------------|-----|-------------|-----------------------|-----------------|
| 1   | 1.80                | 4                   | X6S | 47uF        | ±20%                  | CL31X476MRHNNN# |
| 2   | 1.80                | 6.3                 | X6S | 22uF        | ±10%                  | CL31X226KQHNNN# |
| 3   | 1.80                | 6.3                 | X6S | 47uF        | ±10%                  | CL31X476KQHNNN# |
| 4   | 1.80                | 6.3                 | X6S | 47uF        | ±20%                  | CL31X476MQHNFN# |
| 5   | 1.80                | 10                  | X6S | 22uF        | ±10%                  | CL31X226KPHN3N# |
| 6   | 1.80                | 16                  | X6S | 22uF        | ±10%                  | CL31X226KOHN3N# |
| 7   | 1.80                | 16                  | X6S | 22uF        | ±10%                  | CL31X226KOHNNN# |
| 8   | 1.80                | 25                  | X6S | 10uF        | ±10%                  | CL31X106KAHNNN# |
| 9   | 1.80                | 25                  | X6S | 22uF        | ±10%                  | CL31X226KAHN3N# |
| 10  | 1.80                | 25                  | X6S | 22uF        | ±10%                  | CL31X226KAHNF3# |

Size Code (inch/mm) : 1210/3225

| No. | Thickness Max. (mm) | Rated Voltage (Vdc) | TCC | Capacitance | Capacitance Tolerance | Part Number     |
|-----|---------------------|---------------------|-----|-------------|-----------------------|-----------------|
| 1   | 2.70                | 10                  | X6S | 47uF        | ±10%                  | CL32X476KPJNNN# |
| 2   | 2.80                | 6.3                 | X6S | 100uF       | ±20%                  | CL32X107MQVNNN# |

## Product Lineup (X6T)

Size Code (inch/mm) : 01005/0402

| No. | Thickness Max. (mm) | Rated Voltage (Vdc) | TCC | Capacitance | Capacitance Tolerance | Part Number     |
|-----|---------------------|---------------------|-----|-------------|-----------------------|-----------------|
| 1   | 0.22                | 4                   | X6T | 470nF       | ±20%                  | CL02W474MR2NNN# |

Size Code (inch/mm) : 0201/0603

| No. | Thickness Max. (mm) | Rated Voltage (Vdc) | TCC | Capacitance | Capacitance Tolerance | Part Number     |
|-----|---------------------|---------------------|-----|-------------|-----------------------|-----------------|
| 1   | 0.39                | 4                   | X6T | 2.2uF       | ±20%                  | CL03W225MR3CRN# |

Size Code (inch/mm) : 0402/1005

| No. | Thickness Max. (mm) | Rated Voltage (Vdc) | TCC | Capacitance | Capacitance Tolerance | Part Number     |
|-----|---------------------|---------------------|-----|-------------|-----------------------|-----------------|
| 1   | 0.22                | 2.5                 | X6T | 2.2uF       | ±20%                  | CL05W225MS2LUN# |
| 2   | 0.70                | 2.5                 | X6T | 20uF        | ±20%                  | CL05W206MS5CUN# |



# Normal Capacitors\_Standard

## Product Lineup (Y5V)

Size Code (inch/mm) : 0402/1005

| No. | Thickness Max. (mm) | Rated Voltage (Vdc) | TCC | Capacitance | Capacitance Tolerance | Part Number      |
|-----|---------------------|---------------------|-----|-------------|-----------------------|------------------|
| 1   | 0.55                | 6.3                 | Y5V | 1uF         | -20/+80%              | CL05F105ZQ5NINN# |
| 2   | 0.55                | 10                  | Y5V | 330nF       | -20/+80%              | CL05F334ZP5NINN# |
| 3   | 0.55                | 10                  | Y5V | 470nF       | -20/+80%              | CL05F474ZP5NINN# |
| 4   | 0.55                | 16                  | Y5V | 22nF        | -20/+80%              | CL05F223ZO5NINN# |
| 5   | 0.55                | 16                  | Y5V | 33nF        | -20/+80%              | CL05F333ZO5NINN# |
| 6   | 0.55                | 16                  | Y5V | 47nF        | -20/+80%              | CL05F473ZO5NINN# |
| 7   | 0.55                | 16                  | Y5V | 100nF       | -20/+80%              | CL05F104ZO5NINN# |
| 8   | 0.55                | 25                  | Y5V | 22nF        | -20/+80%              | CL05F223ZA5NINN# |
| 9   | 0.55                | 25                  | Y5V | 33nF        | -20/+80%              | CL05F333ZA5NINN# |
| 10  | 0.55                | 50                  | Y5V | 15nF        | -20/+80%              | CL05F153ZB5NINN# |

Size Code (inch/mm) : 0603/1608

| No. | Thickness Max. (mm) | Rated Voltage (Vdc) | TCC | Capacitance | Capacitance Tolerance | Part Number      |
|-----|---------------------|---------------------|-----|-------------|-----------------------|------------------|
| 1   | 0.90                | 6.3                 | Y5V | 2.2uF       | -20/+80%              | CL10F225ZQ8NINN# |
| 2   | 0.90                | 10                  | Y5V | 2.2uF       | -20/+80%              | CL10F225ZP8NINN# |
| 3   | 0.90                | 16                  | Y5V | 100nF       | -20/+80%              | CL10F104ZO8NINN# |
| 4   | 0.90                | 16                  | Y5V | 330nF       | -20/+80%              | CL10F334ZO8NINN# |
| 5   | 0.90                | 25                  | Y5V | 100nF       | -20/+80%              | CL10F104ZA8NINN# |
| 6   | 0.90                | 25                  | Y5V | 150nF       | -20/+80%              | CL10F154ZA8NINN# |
| 7   | 0.90                | 25                  | Y5V | 330nF       | -20/+80%              | CL10F334ZA8NINN# |
| 8   | 0.90                | 25                  | Y5V | 470nF       | -20/+80%              | CL10F474ZA8NINN# |
| 9   | 0.90                | 50                  | Y5V | 10nF        | -20/+80%              | CL10F103ZB8NINN# |
| 10  | 0.90                | 50                  | Y5V | 22nF        | -20/+80%              | CL10F223ZB8NINN# |
| 11  | 0.90                | 50                  | Y5V | 33nF        | -20/+80%              | CL10F333ZB8NINN# |
| 12  | 0.90                | 50                  | Y5V | 39nF        | -20/+80%              | CL10F393ZB8NINN# |
| 13  | 0.90                | 50                  | Y5V | 68nF        | -20/+80%              | CL10F683ZB8NINN# |
| 14  | 0.90                | 50                  | Y5V | 100nF       | -20/+80%              | CL10F104ZB8NINN# |



# Normal Capacitors\_Standard

Size Code (inch/mm) : 0805/2012

| No. | Thickness Max. (mm) | Rated Voltage (Vdc) | TCC | Capacitance | Capacitance Tolerance | Part Number     |
|-----|---------------------|---------------------|-----|-------------|-----------------------|-----------------|
| 1   | 0.75                | 16                  | Y5V | 680nF       | -20/+80%              | CL21F684ZOANNN# |
| 2   | 0.75                | 25                  | Y5V | 100nF       | -20/+80%              | CL21F104ZAANNN# |
| 3   | 0.75                | 25                  | Y5V | 220nF       | -20/+80%              | CL21F224ZAANNN# |
| 4   | 0.75                | 50                  | Y5V | 10nF        | -20/+80%              | CL21F103ZBANNN# |
| 5   | 0.75                | 50                  | Y5V | 22nF        | -20/+80%              | CL21F223ZBANNN# |
| 6   | 0.75                | 50                  | Y5V | 47nF        | -20/+80%              | CL21F473ZBANNN# |
| 7   | 0.75                | 50                  | Y5V | 100nF       | -20/+80%              | CL21F104ZBANNN# |
| 8   | 0.95                | 25                  | Y5V | 330nF       | -20/+80%              | CL21F334ZACNNN# |
| 9   | 0.95                | 25                  | Y5V | 470nF       | -20/+80%              | CL21F474ZACNNN# |
| 10  | 0.95                | 50                  | Y5V | 100nF       | ±20%                  | CL21F104MBCNNN# |
| 11  | 0.95                | 50                  | Y5V | 150nF       | -20/+80%              | CL21F154ZBCNNN# |
| 12  | 0.95                | 50                  | Y5V | 220nF       | -20/+80%              | CL21F224ZBCNNN# |
| 13  | 1.35                | 6.3                 | Y5V | 10uF        | -20/+80%              | CL21F106ZQFNNN# |
| 14  | 1.35                | 10                  | Y5V | 2.2uF       | -20/+80%              | CL21F225ZPFNNN# |
| 15  | 1.35                | 10                  | Y5V | 3.3uF       | -20/+80%              | CL21F335ZPFNNN# |
| 16  | 1.35                | 10                  | Y5V | 4.7uF       | -20/+80%              | CL21F475ZPFNNN# |
| 17  | 1.35                | 16                  | Y5V | 2.2uF       | -20/+80%              | CL21F225ZOFNNN# |
| 18  | 1.35                | 50                  | Y5V | 1uF         | -20/+80%              | CL21F105ZBFNNN# |
| 19  | 1.35                | 50                  | Y5V | 330nF       | -20/+80%              | CL21F334ZBFNNN# |

Size Code (inch/mm) : 1206/3216

| No. | Thickness Max. (mm) | Rated Voltage (Vdc) | TCC | Capacitance | Capacitance Tolerance | Part Number     |
|-----|---------------------|---------------------|-----|-------------|-----------------------|-----------------|
| 1   | 1.00                | 16                  | Y5V | 1uF         | -20/+80%              | CL31F105ZOCNNN# |
| 2   | 1.00                | 16                  | Y5V | 2.2uF       | -20/+80%              | CL31F225ZOCNNN# |
| 3   | 1.00                | 25                  | Y5V | 1uF         | -20/+80%              | CL31F105ZACNNN# |
| 4   | 1.00                | 50                  | Y5V | 100nF       | -20/+80%              | CL31F104ZBCNNN# |
| 5   | 1.00                | 50                  | Y5V | 220nF       | -20/+80%              | CL31F224ZBCNNN# |
| 6   | 1.00                | 50                  | Y5V | 330nF       | -20/+80%              | CL31F334ZBCNNN# |
| 7   | 1.00                | 50                  | Y5V | 470nF       | -20/+80%              | CL31F474ZBCNNN# |
| 8   | 1.40                | 10                  | Y5V | 10uF        | -20/+80%              | CL31F106ZPFNNN# |
| 9   | 1.40                | 16                  | Y5V | 3.3uF       | -20/+80%              | CL31F335ZOFNNN# |
| 10  | 1.40                | 16                  | Y5V | 4.7uF       | -20/+80%              | CL31F475ZOFNNN# |
| 11  | 1.40                | 25                  | Y5V | 2.2uF       | -20/+80%              | CL31F225ZAFNNN# |
| 12  | 1.40                | 50                  | Y5V | 1uF         | -20/+80%              | CL31F105ZBFNNN# |
| 13  | 1.80                | 10                  | Y5V | 10uF        | -20/+80%              | CL31F106ZPHNNN# |



# Normal Capacitors\_Standard

Size Code (inch/mm) : 1210/3225

| No. | Thickness Max. (mm) | Rated Voltage (Vdc) | TCC | Capacitance | Capacitance Tolerance | Part Number     |
|-----|---------------------|---------------------|-----|-------------|-----------------------|-----------------|
| 1   | 1.45                | 50                  | Y5V | 1uF         | -20/+80%              | CL32F105ZBFNNN# |
| 2   | 1.50                | 25                  | Y5V | 10uF        | -20/+80%              | CL32F106ZASLNN# |
| 3   | 1.60                | 35                  | Y5V | 10uF        | -20/+80%              | CL32F106ZLGNNN# |
| 4   | 1.80                | 16                  | Y5V | 10uF        | -20/+80%              | CL32F106ZOHNNN# |
| 5   | 1.80                | 25                  | Y5V | 10uF        | -20/+80%              | CL32F106ZAHNNN# |
| 6   | 1.80                | 35                  | Y5V | 10uF        | -20/+80%              | CL32F106ZLHNNN# |

## Product Lineup (X7R)

Size Code (inch/mm) : 01005/0402

| No. | Thickness Max. (mm) | Rated Voltage (Vdc) | TCC | Capacitance | Capacitance Tolerance | Part Number     |
|-----|---------------------|---------------------|-----|-------------|-----------------------|-----------------|
| 1   | 0.22                | 10                  | X7R | 1nF         | ±10%                  | CL02B102KP2NNN# |
| 2   | 0.22                | 10                  | X7R | 100pF       | ±10%                  | CL02B101KP2NNN# |
| 3   | 0.22                | 10                  | X7R | 120pF       | ±10%                  | CL02B121KP2NNN# |
| 4   | 0.22                | 10                  | X7R | 220pF       | ±10%                  | CL02B221KP2NNN# |
| 5   | 0.22                | 10                  | X7R | 470pF       | ±10%                  | CL02B471KP2NNN# |
| 6   | 0.22                | 16                  | X7R | 330pF       | ±10%                  | CL02B331K02NNN# |

Size Code (inch/mm) : 0201/0603

| No. | Thickness Max. (mm) | Rated Voltage (Vdc) | TCC | Capacitance | Capacitance Tolerance | Part Number     |
|-----|---------------------|---------------------|-----|-------------|-----------------------|-----------------|
| 1   | 0.33                | 6.3                 | X7R | 4.7nF       | ±10%                  | CL03B472KQ3NNN# |
| 2   | 0.33                | 6.3                 | X7R | 10nF        | ±10%                  | CL03B103KQ3NNN# |
| 3   | 0.33                | 10                  | X7R | 1.5nF       | ±10%                  | CL03B152KP3NNN# |
| 4   | 0.33                | 10                  | X7R | 3.3nF       | ±10%                  | CL03B332KP3NNN# |
| 5   | 0.33                | 10                  | X7R | 6.8nF       | ±10%                  | CL03B682KP3NNN# |
| 6   | 0.33                | 10                  | X7R | 10nF        | ±10%                  | CL03B103KP3NNN# |
| 7   | 0.33                | 16                  | X7R | 1nF         | ±10%                  | CL03B102K03NNN# |
| 8   | 0.33                | 16                  | X7R | 10nF        | ±10%                  | CL03B103K03NNN# |
| 9   | 0.33                | 16                  | X7R | 150pF       | ±10%                  | CL03B151K03NNN# |
| 10  | 0.33                | 16                  | X7R | 220pF       | ±10%                  | CL03B221K03NNN# |
| 11  | 0.33                | 16                  | X7R | 270pF       | ±10%                  | CL03B271K03NNN# |
| 12  | 0.33                | 16                  | X7R | 470pF       | ±10%                  | CL03B471K03NNN# |
| 13  | 0.33                | 16                  | X7R | 560pF       | ±10%                  | CL03B561K03NNN# |
| 14  | 0.33                | 16                  | X7R | 820pF       | ±10%                  | CL03B821K03NNN# |
| 15  | 0.33                | 25                  | X7R | 1nF         | ±10%                  | CL03B102KA3NNN# |
| 16  | 0.33                | 25                  | X7R | 1nF         | ±5%                   | CL03B102JA3NNN# |
| 17  | 0.33                | 25                  | X7R | 150pF       | ±10%                  | CL03B151KA3NNN# |
| 18  | 0.33                | 25                  | X7R | 220pF       | ±10%                  | CL03B221KA3NNN# |
| 19  | 0.33                | 25                  | X7R | 330pF       | ±10%                  | CL03B331KA3NNN# |
| 18  | 0.33                | 25                  | X7R | 470pF       | ±10%                  | CL03B471KA3NNN# |
| 21  | 0.33                | 25                  | X7R | 680pF       | ±10%                  | CL03B681KA3NNN# |



# Normal Capacitors\_Standard

Size Code (inch/mm) : 0402/1005

| No. | Thickness Max. (mm) | Rated Voltage (Vdc) | TCC | Capacitance | Capacitance Tolerance | Part Number     |
|-----|---------------------|---------------------|-----|-------------|-----------------------|-----------------|
| 1   | 0.33                | 16                  | X7R | 100nF       | ±10%                  | CL05B104K03LNN# |
| 2   | 0.55                | 6.3                 | X7R | 100nF       | ±10%                  | CL05B104KQ5NNN# |
| 3   | 0.55                | 6.3                 | X7R | 470nF       | ±10%                  | CL05B474KQ5NNN# |
| 4   | 0.55                | 10                  | X7R | 22nF        | ±10%                  | CL05B223KP5NNN# |
| 5   | 0.55                | 10                  | X7R | 27nF        | ±10%                  | CL05B273KP5NNN# |
| 6   | 0.55                | 10                  | X7R | 47nF        | ±10%                  | CL05B473KP5NNN# |
| 7   | 0.55                | 10                  | X7R | 68nF        | ±10%                  | CL05B683KP5NNN# |
| 8   | 0.55                | 10                  | X7R | 82nF        | ±10%                  | CL05B823KP5NNN# |
| 9   | 0.55                | 10                  | X7R | 100nF       | ±10%                  | CL05B104KP5NFN# |
| 10  | 0.55                | 10                  | X7R | 100nF       | ±10%                  | CL05B104KP5NNN# |
| 11  | 0.55                | 10                  | X7R | 100nF       | ±20%                  | CL05B104MP5NNN# |
| 12  | 0.55                | 10                  | X7R | 220nF       | ±10%                  | CL05B224KP5NNN# |
| 13  | 0.55                | 10                  | X7R | 470nF       | ±10%                  | CL05B474KP5NNN# |
| 14  | 0.55                | 16                  | X7R | 8.2nF       | ±10%                  | CL05B822K05NNN# |
| 15  | 0.55                | 16                  | X7R | 10nF        | ±10%                  | CL05B103K05NCN# |
| 16  | 0.55                | 16                  | X7R | 10nF        | ±10%                  | CL05B103K05NFN# |
| 17  | 0.55                | 16                  | X7R | 10nF        | ±10%                  | CL05B103K05NNN# |
| 18  | 0.55                | 16                  | X7R | 10nF        | ±5%                   | CL05B103J05NNN# |
| 19  | 0.55                | 16                  | X7R | 22nF        | ±10%                  | CL05B223K05NFN# |
| 20  | 0.55                | 16                  | X7R | 22nF        | ±10%                  | CL05B223K05NNN# |
| 21  | 0.55                | 16                  | X7R | 22nF        | ±5%                   | CL05B223J05NNN# |
| 22  | 0.55                | 16                  | X7R | 27nF        | ±10%                  | CL05B273K05NNN# |
| 23  | 0.55                | 16                  | X7R | 33nF        | ±10%                  | CL05B333K05NFN# |
| 24  | 0.55                | 16                  | X7R | 33nF        | ±10%                  | CL05B333K05NNN# |
| 25  | 0.55                | 16                  | X7R | 33nF        | ±5%                   | CL05B333J05NNN# |
| 26  | 0.55                | 16                  | X7R | 47nF        | ±10%                  | CL05B473K05NFN# |
| 27  | 0.55                | 16                  | X7R | 47nF        | ±10%                  | CL05B473K05NNN# |
| 28  | 0.55                | 16                  | X7R | 47nF        | ±5%                   | CL05B473J05NNN# |
| 29  | 0.55                | 16                  | X7R | 68nF        | ±10%                  | CL05B683K05NNN# |
| 30  | 0.55                | 16                  | X7R | 100nF       | ±10%                  | CL05B104K05NFN# |
| 31  | 0.55                | 16                  | X7R | 100nF       | ±10%                  | CL05B104K05NNN# |
| 32  | 0.55                | 16                  | X7R | 100nF       | ±20%                  | CL05B104M05NNN# |
| 33  | 0.55                | 16                  | X7R | 100nF       | ±5%                   | CL05B104J05NNN# |
| 34  | 0.55                | 16                  | X7R | 220nF       | ±10%                  | CL05B224K05NFN# |
| 35  | 0.55                | 16                  | X7R | 220nF       | ±10%                  | CL05B224K05NNN# |
| 36  | 0.55                | 16                  | X7R | 820pF       | ±10%                  | CL05B821K05NNN# |
| 37  | 0.55                | 25                  | X7R | 1.5nF       | ±10%                  | CL05B152KA5NNN# |
| 38  | 0.55                | 25                  | X7R | 3.3nF       | ±5%                   | CL05B332JA5NNN# |
| 39  | 0.55                | 25                  | X7R | 4.7nF       | ±10%                  | CL05B472KA5NFN# |
| 40  | 0.55                | 25                  | X7R | 4.7nF       | ±10%                  | CL05B472KA5NNN# |
| 41  | 0.55                | 25                  | X7R | 5.6nF       | ±10%                  | CL05B562KA5NNN# |
| 42  | 0.55                | 25                  | X7R | 6.8nF       | ±10%                  | CL05B682KA5NNN# |
| 43  | 0.55                | 25                  | X7R | 8.2nF       | ±10%                  | CL05B822KA5NNN# |
| 44  | 0.55                | 25                  | X7R | 10nF        | ±10%                  | CL05B103KA5NFN# |
| 45  | 0.55                | 25                  | X7R | 10nF        | ±10%                  | CL05B103KA5NNN# |



# Normal Capacitors\_Standard

Size Code (inch/mm) : 0402/1005

| No. | Thickness Max. (mm) | Rated Voltage (Vdc) | TCC | Capacitance | Capacitance Tolerance | Part Number     |
|-----|---------------------|---------------------|-----|-------------|-----------------------|-----------------|
| 46  | 0.55                | 25                  | X7R | 18nF        | ±10%                  | CL05B183KA5NNN# |
| 47  | 0.55                | 25                  | X7R | 22nF        | ±10%                  | CL05B223KA5NNN# |
| 48  | 0.55                | 25                  | X7R | 47nF        | ±10%                  | CL05B473KA5NNN# |
| 49  | 0.55                | 25                  | X7R | 100nF       | ±10%                  | CL05B104KA5NNN# |
| 50  | 0.55                | 25                  | X7R | 100nF       | ±10%                  | CL05B104KA5SNN# |
| 51  | 0.55                | 25                  | X7R | 560pF       | ±10%                  | CL05B561KA5NNN# |
| 52  | 0.55                | 50                  | X7R | 1nF         | ±10%                  | CL05B102KB5NCC# |
| 53  | 0.55                | 50                  | X7R | 1nF         | ±10%                  | CL05B102KB5NFN# |
| 54  | 0.55                | 50                  | X7R | 1nF         | ±10%                  | CL05B102KB5NNN# |
| 55  | 0.55                | 50                  | X7R | 1nF         | ±5%                   | CL05B102JB5NNN# |
| 56  | 0.55                | 50                  | X7R | 1.2nF       | ±5%                   | CL05B122JB5NNN# |
| 57  | 0.55                | 50                  | X7R | 1.5nF       | ±10%                  | CL05B152KB5NNN# |
| 58  | 0.55                | 50                  | X7R | 1.5nF       | ±5%                   | CL05B152JB5NNN# |
| 59  | 0.55                | 50                  | X7R | 1.8nF       | ±10%                  | CL05B182KB5NNN# |
| 60  | 0.55                | 50                  | X7R | 2.2nF       | ±10%                  | CL05B222KB5NFN# |
| 61  | 0.55                | 50                  | X7R | 2.2nF       | ±10%                  | CL05B222KB5NNN# |
| 62  | 0.55                | 50                  | X7R | 2.2nF       | ±5%                   | CL05B222JB5NNN# |
| 63  | 0.55                | 50                  | X7R | 2.7nF       | ±10%                  | CL05B272KB5NNN# |
| 64  | 0.55                | 50                  | X7R | 3.3nF       | ±10%                  | CL05B332KB5NFN# |
| 65  | 0.55                | 50                  | X7R | 3.3nF       | ±10%                  | CL05B332KB5NNN# |
| 66  | 0.55                | 50                  | X7R | 3.9nF       | ±10%                  | CL05B392KB5NNN# |
| 67  | 0.55                | 50                  | X7R | 4.7nF       | ±10%                  | CL05B472KB5NFN# |
| 68  | 0.55                | 50                  | X7R | 4.7nF       | ±10%                  | CL05B472KB5NNN# |
| 69  | 0.55                | 50                  | X7R | 4.7nF       | ±5%                   | CL05B472JB5NNN# |
| 70  | 0.55                | 50                  | X7R | 5.6nF       | ±10%                  | CL05B562KB5NFN# |
| 71  | 0.55                | 50                  | X7R | 5.6nF       | ±10%                  | CL05B562KB5NNN# |
| 72  | 0.55                | 50                  | X7R | 6.8nF       | ±10%                  | CL05B682KB5NNN# |
| 73  | 0.55                | 50                  | X7R | 6.8nF       | ±5%                   | CL05B682JB5NNN# |
| 74  | 0.55                | 50                  | X7R | 8.2nF       | ±10%                  | CL05B822KB5NNN# |
| 75  | 0.55                | 50                  | X7R | 10nF        | ±10%                  | CL05B103KB5NFN# |
| 76  | 0.55                | 50                  | X7R | 10nF        | ±10%                  | CL05B103KB5NNN# |
| 77  | 0.55                | 50                  | X7R | 15nF        | ±10%                  | CL05B153KB5NNN# |
| 78  | 0.55                | 50                  | X7R | 22nF        | ±10%                  | CL05B223KB5NNN# |
| 79  | 0.55                | 50                  | X7R | 100nF       | ±10%                  | CL05B104KB5NFN# |
| 80  | 0.55                | 50                  | X7R | 100nF       | ±10%                  | CL05B104KB5NNN# |
| 81  | 0.55                | 50                  | X7R | 150pF       | ±10%                  | CL05B151KB5NNN# |
| 82  | 0.55                | 50                  | X7R | 180pF       | ±10%                  | CL05B181KB5NNN# |
| 83  | 0.55                | 50                  | X7R | 220pF       | ±10%                  | CL05B221KB5NNN# |
| 84  | 0.55                | 50                  | X7R | 220pF       | ±5%                   | CL05B221JB5NNN# |
| 85  | 0.55                | 50                  | X7R | 300pF       | ±10%                  | CL05B301KB5NNN# |
| 86  | 0.55                | 50                  | X7R | 330pF       | ±10%                  | CL05B331KB5NNN# |
| 87  | 0.55                | 50                  | X7R | 330pF       | ±5%                   | CL05B331JB5NNN# |
| 88  | 0.55                | 50                  | X7R | 390pF       | ±10%                  | CL05B391KB5NNN# |
| 89  | 0.55                | 50                  | X7R | 470pF       | ±10%                  | CL05B471KB5NFN# |
| 90  | 0.55                | 50                  | X7R | 470pF       | ±10%                  | CL05B471KB5NNN# |
| 91  | 0.55                | 50                  | X7R | 560pF       | ±5%                   | CL05B561JB5NNN# |
| 92  | 0.55                | 50                  | X7R | 680pF       | ±10%                  | CL05B681KB5NNN# |
| 93  | 0.55                | 50                  | X7R | 680pF       | ±5%                   | CL05B681JB5NNN# |



# Normal Capacitors\_Standard

Size Code (inch/mm) : 0603/1608

| No. | Thickness Max. (mm) | Rated Voltage (Vdc) | TCC | Capacitance | Capacitance Tolerance | Part Number     |
|-----|---------------------|---------------------|-----|-------------|-----------------------|-----------------|
| 1   | 0.90                | 6.3                 | X7R | 1uF         | ±10%                  | CL10B105KQ8NNN# |
| 2   | 0.90                | 6.3                 | X7R | 2.2uF       | ±10%                  | CL10B225KQ8NFN# |
| 3   | 0.90                | 6.3                 | X7R | 2.2uF       | ±10%                  | CL10B225KQ8NNN# |
| 4   | 0.90                | 6.3                 | X7R | 470nF       | ±10%                  | CL10B474KQ8NNN# |
| 5   | 0.90                | 6.3                 | X7R | 680nF       | ±10%                  | CL10B684KQ8NNN# |
| 6   | 0.90                | 10                  | X7R | 1uF         | ±10%                  | CL10B105KP8NFN# |
| 7   | 0.90                | 10                  | X7R | 1uF         | ±10%                  | CL10B105KP8NNN# |
| 8   | 0.90                | 10                  | X7R | 2.2uF       | ±10%                  | CL10B225KP8NFN# |
| 9   | 0.90                | 10                  | X7R | 2.2uF       | ±10%                  | CL10B225KP8NNN# |
| 10  | 0.90                | 10                  | X7R | 220nF       | ±10%                  | CL10B224KP8NFN# |
| 11  | 0.90                | 10                  | X7R | 220nF       | ±5%                   | CL10B224JP8NNN# |
| 12  | 0.90                | 10                  | X7R | 330nF       | ±10%                  | CL10B334KP8NNN# |
| 13  | 0.90                | 10                  | X7R | 470nF       | ±10%                  | CL10B474KP8NNN# |
| 14  | 0.90                | 16                  | X7R | 1uF         | ±10%                  | CL10B105K08NFN# |
| 15  | 0.90                | 16                  | X7R | 1uF         | ±10%                  | CL10B105K08NNN# |
| 16  | 0.90                | 16                  | X7R | 1uF         | ±10%                  | CL10B105K08SFN# |
| 17  | 0.90                | 16                  | X7R | 1uF         | ±10%                  | CL10B105K08ZFN# |
| 18  | 0.90                | 16                  | X7R | 10nF        | ±10%                  | CL10B103K08NNN# |
| 19  | 0.90                | 16                  | X7R | 15nF        | ±10%                  | CL10B153K08NNN# |
| 20  | 0.90                | 16                  | X7R | 22nF        | ±10%                  | CL10B223K08NNN# |
| 21  | 0.90                | 16                  | X7R | 27nF        | ±10%                  | CL10B273K08NNN# |
| 22  | 0.90                | 16                  | X7R | 33nF        | ±10%                  | CL10B333K08NFN# |
| 23  | 0.90                | 16                  | X7R | 39nF        | ±10%                  | CL10B393K08NNN# |
| 24  | 0.90                | 16                  | X7R | 47nF        | ±10%                  | CL10B473K08NFN# |
| 25  | 0.90                | 16                  | X7R | 47nF        | ±10%                  | CL10B473K08NNN# |
| 26  | 0.90                | 16                  | X7R | 47nF        | ±5%                   | CL10B473J08NNN# |
| 27  | 0.90                | 16                  | X7R | 56nF        | ±10%                  | CL10B563K08NNN# |
| 28  | 0.90                | 16                  | X7R | 82nF        | ±10%                  | CL10B823K08NNN# |
| 29  | 0.90                | 16                  | X7R | 100nF       | ±10%                  | CL10B104K08NFN# |
| 30  | 0.90                | 16                  | X7R | 100nF       | ±10%                  | CL10B104K08NNN# |
| 31  | 0.90                | 16                  | X7R | 150nF       | ±10%                  | CL10B154K08NFN# |
| 32  | 0.90                | 16                  | X7R | 150nF       | ±10%                  | CL10B154K08NNN# |
| 33  | 0.90                | 16                  | X7R | 220nF       | ±10%                  | CL10B224K08NFN# |
| 34  | 0.90                | 16                  | X7R | 220nF       | ±10%                  | CL10B224K08NNN# |
| 35  | 0.90                | 16                  | X7R | 220nF       | ±10%                  | CL10B224K08SFN# |
| 36  | 0.90                | 16                  | X7R | 220nF       | ±5%                   | CL10B224J08NNN# |
| 37  | 0.90                | 16                  | X7R | 220nF       | ±5%                   | CL10B224J08SFN# |
| 38  | 0.90                | 16                  | X7R | 330nF       | ±10%                  | CL10B334K08NFN# |
| 39  | 0.90                | 16                  | X7R | 330nF       | ±10%                  | CL10B334K08NNN# |
| 40  | 0.90                | 16                  | X7R | 470nF       | ±10%                  | CL10B474K08NFN# |
| 41  | 0.90                | 16                  | X7R | 470nF       | ±10%                  | CL10B474K08NNN# |
| 42  | 0.90                | 16                  | X7R | 680nF       | ±10%                  | CL10B684K08NFN# |
| 43  | 0.90                | 25                  | X7R | 1uF         | ±10%                  | CL10B105KA8NFN# |
| 44  | 0.90                | 25                  | X7R | 1uF         | ±10%                  | CL10B105KA8NNN# |
| 45  | 0.90                | 25                  | X7R | 1uF         | ±10%                  | CL10B105KA8ZFN# |



# Normal Capacitors\_Standard

Size Code (inch/mm) : 0603/1608

| No. | Thickness Max. (mm) | Rated Voltage (Vdc) | TCC | Capacitance | Capacitance Tolerance | Part Number      |
|-----|---------------------|---------------------|-----|-------------|-----------------------|------------------|
| 46  | 0.90                | 25                  | X7R | 4.7nF       | ±10%                  | CL10B472KA8NINN# |
| 47  | 0.90                | 25                  | X7R | 10nF        | ±10%                  | CL10B103KA8NFN#  |
| 48  | 0.90                | 25                  | X7R | 10nF        | ±10%                  | CL10B103KA8NINN# |
| 49  | 0.90                | 25                  | X7R | 22nF        | ±10%                  | CL10B223KA8NFN#  |
| 50  | 0.90                | 25                  | X7R | 27nF        | ±10%                  | CL10B273KA8NINN# |
| 51  | 0.90                | 25                  | X7R | 47nF        | ±10%                  | CL10B473KA8NFN#  |
| 52  | 0.90                | 25                  | X7R | 56nF        | ±10%                  | CL10B563KA8NINN# |
| 53  | 0.90                | 25                  | X7R | 68nF        | ±10%                  | CL10B683KA8NINN# |
| 54  | 0.90                | 25                  | X7R | 100nF       | ±10%                  | CL10B104KA8NFN#  |
| 55  | 0.90                | 25                  | X7R | 100nF       | ±10%                  | CL10B104KA8NINN# |
| 56  | 0.90                | 25                  | X7R | 100nF       | ±5%                   | CL10B104JA8NINN# |
| 57  | 0.90                | 25                  | X7R | 150nF       | ±10%                  | CL10B154KA8NFN#  |
| 58  | 0.90                | 25                  | X7R | 220nF       | ±10%                  | CL10B224KA8NFN#  |
| 59  | 0.90                | 25                  | X7R | 220nF       | ±10%                  | CL10B224KA8NINN# |
| 60  | 0.90                | 25                  | X7R | 220nF       | ±10%                  | CL10B224KA8SFN#  |
| 61  | 0.90                | 25                  | X7R | 470nF       | ±10%                  | CL10B474KA8NFN#  |
| 62  | 0.90                | 25                  | X7R | 470nF       | ±10%                  | CL10B474KA8NINN# |
| 63  | 0.90                | 25                  | X7R | 470nF       | ±10%                  | CL10B474KA8SINN# |
| 64  | 0.90                | 50                  | X7R | 1nF         | ±10%                  | CL10B102KB8NINN# |
| 65  | 0.90                | 50                  | X7R | 1nF         | ±10%                  | CL10B102KB8NFN#  |
| 66  | 0.90                | 50                  | X7R | 1nF         | ±10%                  | CL10B102KB8NINN# |
| 67  | 0.90                | 50                  | X7R | 1nF         | ±10%                  | CL10B102KB8SFN#  |
| 68  | 0.90                | 50                  | X7R | 1nF         | ±5%                   | CL10B102JB8NFN#  |
| 69  | 0.90                | 50                  | X7R | 1.2nF       | ±10%                  | CL10B122KB8NFN#  |
| 70  | 0.90                | 50                  | X7R | 1.2nF       | ±10%                  | CL10B122KB8NINN# |
| 71  | 0.90                | 50                  | X7R | 1.5nF       | ±10%                  | CL10B152KB8NFN#  |
| 72  | 0.90                | 50                  | X7R | 1.5nF       | ±10%                  | CL10B152KB8NINN# |
| 73  | 0.90                | 50                  | X7R | 1.5nF       | ±10%                  | CL10B152KB8SFN#  |
| 74  | 0.90                | 50                  | X7R | 1.8nF       | ±10%                  | CL10B182KB8NFN#  |
| 75  | 0.90                | 50                  | X7R | 2nF         | ±10%                  | CL10B202KB8NINN# |
| 76  | 0.90                | 50                  | X7R | 2.2nF       | ±10%                  | CL10B222KB8NFN#  |
| 77  | 0.90                | 50                  | X7R | 2.2nF       | ±10%                  | CL10B222KB8NINN# |
| 78  | 0.90                | 50                  | X7R | 2.2nF       | ±10%                  | CL10B222KB8SFN#  |
| 79  | 0.90                | 50                  | X7R | 2.2nF       | ±10%                  | CL10B222KB8ZINN# |
| 80  | 0.90                | 50                  | X7R | 2.7nF       | ±10%                  | CL10B272KB8NFN#  |
| 81  | 0.90                | 50                  | X7R | 2.7nF       | ±10%                  | CL10B272KB8NINN# |
| 82  | 0.90                | 50                  | X7R | 2.7nF       | ±10%                  | CL10B272KB8SFN#  |
| 83  | 0.90                | 50                  | X7R | 2.7nF       | ±5%                   | CL10B272JB8NINN# |
| 84  | 0.90                | 50                  | X7R | 3.3nF       | ±10%                  | CL10B332KB8NFN#  |
| 85  | 0.90                | 50                  | X7R | 3.3nF       | ±10%                  | CL10B332KB8NINN# |
| 86  | 0.90                | 50                  | X7R | 3.3nF       | ±20%                  | CL10B332MB8NINN# |
| 87  | 0.90                | 50                  | X7R | 3.9nF       | ±10%                  | CL10B392KB8NFN#  |
| 88  | 0.90                | 50                  | X7R | 3.9nF       | ±10%                  | CL10B392KB8NINN# |
| 89  | 0.90                | 50                  | X7R | 4.7nF       | ±10%                  | CL10B472KB8NFN#  |
| 90  | 0.90                | 50                  | X7R | 4.7nF       | ±10%                  | CL10B472KB8NINN# |



# Normal Capacitors\_Standard

Size Code (inch/mm) : 0603/1608

| No. | Thickness Max. (mm) | Rated Voltage (Vdc) | TCC | Capacitance | Capacitance Tolerance | Part Number     |
|-----|---------------------|---------------------|-----|-------------|-----------------------|-----------------|
| 91  | 0.90                | 50                  | X7R | 4.7nF       | ±10%                  | CL10B472KB8SFN# |
| 92  | 0.90                | 50                  | X7R | 4.7nF       | ±10%                  | CL10B472KB8ZNN# |
| 93  | 0.90                | 50                  | X7R | 5.6nF       | ±10%                  | CL10B562KB8NFN# |
| 94  | 0.90                | 50                  | X7R | 5.6nF       | ±10%                  | CL10B562KB8NNN# |
| 95  | 0.90                | 50                  | X7R | 5.6nF       | ±5%                   | CL10B562JB8NNN# |
| 96  | 0.90                | 50                  | X7R | 6.8nF       | ±10%                  | CL10B682KB8NFN# |
| 97  | 0.90                | 50                  | X7R | 6.8nF       | ±10%                  | CL10B682KB8NNN# |
| 98  | 0.90                | 50                  | X7R | 6.8nF       | ±5%                   | CL10B682JB8NNN# |
| 99  | 0.90                | 50                  | X7R | 8.2nF       | ±10%                  | CL10B822KB8NFN# |
| 100 | 0.90                | 50                  | X7R | 10nF        | ±10%                  | CL10B103KB8NFN# |
| 101 | 0.90                | 50                  | X7R | 10nF        | ±10%                  | CL10B103KB8NNN# |
| 102 | 0.90                | 50                  | X7R | 10nF        | ±10%                  | CL10B103KB8ZNN# |
| 103 | 0.90                | 50                  | X7R | 10nF        | ±20%                  | CL10B103MB8NCN# |
| 104 | 0.90                | 50                  | X7R | 10nF        | ±20%                  | CL10B103MB8NNN# |
| 105 | 0.90                | 50                  | X7R | 10nF        | ±5%                   | CL10B103JB8NFN# |
| 106 | 0.90                | 50                  | X7R | 12nF        | ±10%                  | CL10B123KB8NNN# |
| 107 | 0.90                | 50                  | X7R | 15nF        | ±10%                  | CL10B153KB8NFN# |
| 108 | 0.90                | 50                  | X7R | 15nF        | ±10%                  | CL10B153KB8NNN# |
| 109 | 0.90                | 50                  | X7R | 15nF        | ±10%                  | CL10B153KB8SFN# |
| 110 | 0.90                | 50                  | X7R | 18nF        | ±5%                   | CL10B183JB8NNN# |
| 111 | 0.90                | 50                  | X7R | 20nF        | ±10%                  | CL10B203KB8NNN# |
| 112 | 0.90                | 50                  | X7R | 22nF        | ±10%                  | CL10B223KB8NFN# |
| 113 | 0.90                | 50                  | X7R | 22nF        | ±10%                  | CL10B223KB8NNN# |
| 114 | 0.90                | 50                  | X7R | 22nF        | ±10%                  | CL10B223KB8SFN# |
| 115 | 0.90                | 50                  | X7R | 22nF        | ±5%                   | CL10B223JB8NFN# |
| 116 | 0.90                | 50                  | X7R | 27nF        | ±10%                  | CL10B273KB8NNN# |
| 117 | 0.90                | 50                  | X7R | 33nF        | ±10%                  | CL10B333KB8NFN# |
| 118 | 0.90                | 50                  | X7R | 33nF        | ±10%                  | CL10B333KB8NNN# |
| 119 | 0.90                | 50                  | X7R | 33nF        | ±10%                  | CL10B333KB8SFN# |
| 120 | 0.90                | 50                  | X7R | 39nF        | ±10%                  | CL10B393KB8NNN# |
| 121 | 0.90                | 50                  | X7R | 47nF        | ±10%                  | CL10B473KB8NFN# |
| 122 | 0.90                | 50                  | X7R | 47nF        | ±10%                  | CL10B473KB8NNN# |
| 123 | 0.90                | 50                  | X7R | 47nF        | ±10%                  | CL10B473KB8SFN# |
| 124 | 0.90                | 50                  | X7R | 47nF        | ±10%                  | CL10B473KB8ZNN# |
| 125 | 0.90                | 50                  | X7R | 47nF        | ±5%                   | CL10B473JB8NNN# |
| 126 | 0.90                | 50                  | X7R | 56nF        | ±10%                  | CL10B563KB8SFN# |
| 127 | 0.90                | 50                  | X7R | 68nF        | ±10%                  | CL10B683KB8NFN# |
| 128 | 0.90                | 50                  | X7R | 68nF        | ±10%                  | CL10B683KB8NNN# |
| 129 | 0.90                | 50                  | X7R | 82nF        | ±10%                  | CL10B823KB8NFN# |
| 130 | 0.90                | 50                  | X7R | 100nF       | ±10%                  | CL10B104KB8NFN# |
| 131 | 0.90                | 50                  | X7R | 100nF       | ±10%                  | CL10B104KB8NNN# |
| 132 | 0.90                | 50                  | X7R | 100nF       | ±10%                  | CL10B104KB8SFN# |
| 133 | 0.90                | 50                  | X7R | 100nF       | ±10%                  | CL10B104KB8ZNN# |
| 134 | 0.90                | 50                  | X7R | 100nF       | ±20%                  | CL10B104MB8NFN# |
| 135 | 0.90                | 50                  | X7R | 100nF       | ±20%                  | CL10B104MB8NNN# |



# Normal Capacitors\_Standard

Size Code (inch/mm) : 0603/1608

| No. | Thickness Max. (mm) | Rated Voltage (Vdc) | TCC | Capacitance | Capacitance Tolerance | Part Number      |
|-----|---------------------|---------------------|-----|-------------|-----------------------|------------------|
| 136 | 0.90                | 50                  | X7R | 100nF       | ±5%                   | CL10B104JB8NINN# |
| 137 | 0.90                | 50                  | X7R | 100pF       | ±10%                  | CL10B101KB8NFN#  |
| 138 | 0.90                | 50                  | X7R | 120pF       | ±10%                  | CL10B121KB8NINN# |
| 139 | 0.90                | 50                  | X7R | 150pF       | ±10%                  | CL10B151KB8NINN# |
| 140 | 0.90                | 50                  | X7R | 200pF       | ±10%                  | CL10B201KB8NINN# |
| 141 | 0.90                | 50                  | X7R | 220nF       | ±10%                  | CL10B224KB8NFN#  |
| 142 | 0.90                | 50                  | X7R | 220nF       | ±10%                  | CL10B224KB8NINN# |
| 143 | 0.90                | 50                  | X7R | 220nF       | ±10%                  | CL10B224KB8SFN#  |
| 144 | 0.90                | 50                  | X7R | 220nF       | ±10%                  | CL10B224KB8ZNN#  |
| 145 | 0.90                | 50                  | X7R | 220pF       | ±10%                  | CL10B221KB8NFN#  |
| 146 | 0.90                | 50                  | X7R | 220pF       | ±10%                  | CL10B221KB8NINN# |
| 147 | 0.90                | 50                  | X7R | 220pF       | ±5%                   | CL10B221JB8NINN# |
| 148 | 0.90                | 50                  | X7R | 330pF       | ±10%                  | CL10B331KB8NFN#  |
| 149 | 0.90                | 50                  | X7R | 330pF       | ±10%                  | CL10B331KB8NINN# |
| 150 | 0.90                | 50                  | X7R | 330pF       | ±5%                   | CL10B331JB8NINN# |
| 151 | 0.90                | 50                  | X7R | 390pF       | ±10%                  | CL10B391KB8NINN# |
| 152 | 0.90                | 50                  | X7R | 470pF       | ±10%                  | CL10B471KB8NFN#  |
| 153 | 0.90                | 50                  | X7R | 470pF       | ±10%                  | CL10B471KB8NINN# |
| 154 | 0.90                | 50                  | X7R | 470pF       | ±5%                   | CL10B471JB8NINN# |
| 155 | 0.90                | 50                  | X7R | 510pF       | ±10%                  | CL10B511KB8NINN# |
| 156 | 0.90                | 50                  | X7R | 560pF       | ±5%                   | CL10B561JB8NINN# |
| 157 | 0.90                | 50                  | X7R | 680pF       | ±10%                  | CL10B681KB8NFN#  |
| 158 | 0.90                | 50                  | X7R | 680pF       | ±5%                   | CL10B681JB8NINN# |
| 159 | 0.90                | 100                 | X7R | 1nF         | ±10%                  | CL10B102KC8NFN#  |
| 160 | 0.90                | 100                 | X7R | 1nF         | ±10%                  | CL10B102KC8NINN# |
| 161 | 0.90                | 100                 | X7R | 1.5nF       | ±10%                  | CL10B152KC8NINN# |
| 162 | 0.90                | 100                 | X7R | 3.3nF       | ±10%                  | CL10B332KC8NINN# |
| 163 | 0.90                | 100                 | X7R | 4.7nF       | ±10%                  | CL10B472KC8NINN# |
| 164 | 0.90                | 100                 | X7R | 10nF        | ±10%                  | CL10B103KC8NINN# |
| 165 | 0.90                | 100                 | X7R | 100nF       | ±10%                  | CL10B104KC8NINN# |
| 166 | 0.95                | 6.3                 | X7R | 4.7uF       | ±10%                  | CL10B475KQ8NFFQ# |
| 167 | 0.95                | 6.3                 | X7R | 4.7uF       | ±10%                  | CL10B475KQ8NQN#  |
| 168 | 0.95                | 6.3                 | X7R | 4.7uF       | ±20%                  | CL10B475MQ8NQN#  |
| 169 | 0.95                | 50                  | X7R | 1uF         | ±10%                  | CL10B105KB8NQN#  |
| 170 | 1.00                | 6.3                 | X7R | 10uF        | ±20%                  | CL10B106MQ8NFR#  |
| 171 | 1.00                | 6.3                 | X7R | 10uF        | ±20%                  | CL10B106MQ8NRN#  |



# Normal Capacitors\_Standard

Size Code (inch/mm) : 0805/2012

| No. | Thickness Max. (mm) | Rated Voltage (Vdc) | TCC | Capacitance | Capacitance Tolerance | Part Number     |
|-----|---------------------|---------------------|-----|-------------|-----------------------|-----------------|
| 1   | 0.75                | 16                  | X7R | 100nF       | ±10%                  | CL21B104KOANNN# |
| 2   | 0.75                | 16                  | X7R | 150nF       | ±10%                  | CL21B154KOANNN# |
| 3   | 0.75                | 16                  | X7R | 180nF       | ±10%                  | CL21B184KOANNN# |
| 4   | 0.75                | 25                  | X7R | 1nF         | ±10%                  | CL21B102KAANFN# |
| 5   | 0.75                | 25                  | X7R | 10nF        | ±10%                  | CL21B103KAANNN# |
| 6   | 0.75                | 50                  | X7R | 1nF         | ±10%                  | CL21B102KBANFN# |
| 7   | 0.75                | 50                  | X7R | 1nF         | ±10%                  | CL21B102KBANNN# |
| 8   | 0.75                | 50                  | X7R | 1nF         | ±5%                   | CL21B102JBANFN# |
| 9   | 0.75                | 50                  | X7R | 1.2nF       | ±10%                  | CL21B122KBANNN# |
| 10  | 0.75                | 50                  | X7R | 2nF         | ±10%                  | CL21B202KBANNN# |
| 11  | 0.75                | 50                  | X7R | 2.2nF       | ±10%                  | CL21B222KBANFN# |
| 12  | 0.75                | 50                  | X7R | 2.2nF       | ±10%                  | CL21B222KBANNN# |
| 13  | 0.75                | 50                  | X7R | 2.2nF       | ±5%                   | CL21B222JBANNN# |
| 14  | 0.75                | 50                  | X7R | 2.7nF       | ±10%                  | CL21B272KBANNN# |
| 15  | 0.75                | 50                  | X7R | 3.3nF       | ±5%                   | CL21B332JBANNN# |
| 16  | 0.75                | 50                  | X7R | 3.9nF       | ±10%                  | CL21B392KBANNN# |
| 17  | 0.75                | 50                  | X7R | 4.7nF       | ±10%                  | CL21B472KBANFN# |
| 18  | 0.75                | 50                  | X7R | 4.7nF       | ±10%                  | CL21B472KBANNN# |
| 19  | 0.75                | 50                  | X7R | 5.6nF       | ±10%                  | CL21B562KBANFN# |
| 20  | 0.75                | 50                  | X7R | 5.6nF       | ±10%                  | CL21B562KBANNN# |
| 21  | 0.75                | 50                  | X7R | 5.6nF       | ±5%                   | CL21B562JBANNN# |
| 22  | 0.75                | 50                  | X7R | 6.8nF       | ±10%                  | CL21B682KBANFN# |
| 23  | 0.75                | 50                  | X7R | 8.2nF       | ±10%                  | CL21B822KBANNN# |
| 24  | 0.75                | 50                  | X7R | 10nF        | ±10%                  | CL21B103KBANFN# |
| 25  | 0.75                | 50                  | X7R | 10nF        | ±10%                  | CL21B103KBANNN# |
| 26  | 0.75                | 50                  | X7R | 10nF        | ±20%                  | CL21B103MBANNN# |
| 27  | 0.75                | 50                  | X7R | 15nF        | ±10%                  | CL21B153KBANFN# |
| 28  | 0.75                | 50                  | X7R | 15nF        | ±5%                   | CL21B153JBANNN# |
| 29  | 0.75                | 50                  | X7R | 18nF        | ±10%                  | CL21B183KBANNN# |
| 30  | 0.75                | 50                  | X7R | 20nF        | ±10%                  | CL21B203KBANNN# |
| 31  | 0.75                | 50                  | X7R | 22nF        | ±10%                  | CL21B223KBANFN# |
| 32  | 0.75                | 50                  | X7R | 22nF        | ±10%                  | CL21B223KBANNN# |
| 33  | 0.75                | 50                  | X7R | 22nF        | ±5%                   | CL21B223JBANNN# |
| 34  | 0.75                | 50                  | X7R | 27nF        | ±10%                  | CL21B273KBANNN# |
| 35  | 0.75                | 50                  | X7R | 33nF        | ±10%                  | CL21B333KBANFN# |
| 36  | 0.75                | 50                  | X7R | 39nF        | ±10%                  | CL21B393KBANNN# |
| 37  | 0.75                | 50                  | X7R | 100pF       | ±10%                  | CL21B101KBANFN# |
| 38  | 0.75                | 50                  | X7R | 180pF       | ±10%                  | CL21B181KBANNN# |
| 39  | 0.75                | 50                  | X7R | 200pF       | ±10%                  | CL21B201KBANNN# |
| 40  | 0.75                | 50                  | X7R | 220pF       | ±10%                  | CL21B221KBANFN# |
| 41  | 0.75                | 50                  | X7R | 300pF       | ±10%                  | CL21B301KBANNN# |
| 42  | 0.75                | 50                  | X7R | 330pF       | ±5%                   | CL21B331JBANNN# |
| 43  | 0.75                | 50                  | X7R | 470pF       | ±10%                  | CL21B471KBANFN# |
| 44  | 0.75                | 50                  | X7R | 470pF       | ±5%                   | CL21B471JBANNN# |
| 45  | 0.75                | 50                  | X7R | 510pF       | ±10%                  | CL21B511KBANNN# |



# Normal Capacitors\_Standard

Size Code (inch/mm) : 0805/2012

| No. | Thickness Max. (mm) | Rated Voltage (Vdc) | TCC | Capacitance | Capacitance Tolerance | Part Number     |
|-----|---------------------|---------------------|-----|-------------|-----------------------|-----------------|
| 46  | 0.75                | 50                  | X7R | 680pF       | ±10%                  | CL21B681KBANFN# |
| 47  | 0.75                | 100                 | X7R | 1nF         | ±10%                  | CL21B102KCANNN# |
| 48  | 0.75                | 100                 | X7R | 1nF         | ±5%                   | CL21B102JCANNN# |
| 49  | 0.75                | 100                 | X7R | 1.5nF       | ±10%                  | CL21B152KCANNN# |
| 50  | 0.75                | 100                 | X7R | 2.2nF       | ±10%                  | CL21B222KCANFN# |
| 51  | 0.75                | 100                 | X7R | 4.7nF       | ±10%                  | CL21B472KCANFN# |
| 52  | 0.75                | 100                 | X7R | 6.8nF       | ±10%                  | CL21B682KCANFN# |
| 53  | 0.75                | 100                 | X7R | 6.8nF       | ±10%                  | CL21B682KCANNN# |
| 54  | 0.75                | 100                 | X7R | 10nF        | ±10%                  | CL21B103KCANFN# |
| 55  | 0.75                | 100                 | X7R | 10nF        | ±10%                  | CL21B103KCANNN# |
| 56  | 0.75                | 100                 | X7R | 220pF       | ±10%                  | CL21B221KCANFN# |
| 57  | 0.75                | 100                 | X7R | 270pF       | ±10%                  | CL21B271KCANNN# |
| 58  | 0.75                | 100                 | X7R | 330pF       | ±10%                  | CL21B331KCANNN# |
| 59  | 0.95                | 16                  | X7R | 270nF       | ±10%                  | CL21B274KOCNNN# |
| 60  | 0.95                | 16                  | X7R | 330nF       | ±10%                  | CL21B334KOCNNN# |
| 61  | 0.95                | 25                  | X7R | 100nF       | ±10%                  | CL21B104KACNFN# |
| 62  | 0.95                | 25                  | X7R | 100nF       | ±10%                  | CL21B104KACNNN# |
| 63  | 0.95                | 25                  | X7R | 100nF       | ±20%                  | CL21B104MACNNN# |
| 64  | 0.95                | 25                  | X7R | 120nF       | ±10%                  | CL21B124KACNNN# |
| 65  | 0.95                | 25                  | X7R | 120nF       | ±5%                   | CL21B124JACNNN# |
| 66  | 0.95                | 50                  | X7R | 1nF         | ±10%                  | CL21B102KBCNNN# |
| 67  | 0.95                | 50                  | X7R | 2.2nF       | ±10%                  | CL21B222KBCNNN# |
| 68  | 0.95                | 50                  | X7R | 10nF        | ±10%                  | CL21B103KBCNNN# |
| 69  | 0.95                | 50                  | X7R | 10nF        | ±5%                   | CL21B103JBCNNN# |
| 70  | 0.95                | 50                  | X7R | 47nF        | ±10%                  | CL21B473KBCNFN# |
| 71  | 0.95                | 50                  | X7R | 47nF        | ±10%                  | CL21B473KBCNNN# |
| 72  | 0.95                | 50                  | X7R | 47nF        | ±20%                  | CL21B473MBCNNN# |
| 73  | 0.95                | 50                  | X7R | 56nF        | ±10%                  | CL21B563KBCNNN# |
| 74  | 0.95                | 50                  | X7R | 68nF        | ±10%                  | CL21B683KBCNFN# |
| 75  | 0.95                | 50                  | X7R | 68nF        | ±5%                   | CL21B683JBCNNN# |
| 76  | 0.95                | 50                  | X7R | 82nF        | ±10%                  | CL21B823KBCNNN# |
| 77  | 0.95                | 50                  | X7R | 100nF       | ±10%                  | CL21B104KBCNFN# |
| 78  | 0.95                | 50                  | X7R | 100nF       | ±10%                  | CL21B104KBCNNN# |
| 79  | 0.95                | 50                  | X7R | 100nF       | ±10%                  | CL21B104KBCSFN# |
| 80  | 0.95                | 50                  | X7R | 100nF       | ±5%                   | CL21B104JBCNFN# |
| 81  | 0.95                | 100                 | X7R | 15nF        | ±10%                  | CL21B153KCCNNN# |
| 82  | 0.95                | 200                 | X7R | 1nF         | ±10%                  | CL21B102KDCNFN# |
| 83  | 0.95                | 200                 | X7R | 1nF         | ±5%                   | CL21B102JDCNNN# |
| 84  | 0.95                | 200                 | X7R | 1.8nF       | ±10%                  | CL21B182KDCNNN# |
| 85  | 0.95                | 200                 | X7R | 2.2nF       | ±10%                  | CL21B222KDCNFN# |
| 86  | 0.95                | 200                 | X7R | 4.7nF       | ±10%                  | CL21B472KDCNNN# |
| 87  | 0.95                | 200                 | X7R | 10nF        | ±10%                  | CL21B103KDCNFN# |
| 88  | 0.95                | 200                 | X7R | 10nF        | ±10%                  | CL21B103KDCNNN# |
| 89  | 0.95                | 200                 | X7R | 220pF       | ±10%                  | CL21B221KDCNFN# |
| 90  | 0.95                | 200                 | X7R | 470pF       | ±10%                  | CL21B471KDCNFN# |



# Normal Capacitors\_Standard

Size Code (inch/mm) : 0805/2012

| No. | Thickness Max. (mm) | Rated Voltage (Vdc) | TCC | Capacitance | Capacitance Tolerance | Part Number     |
|-----|---------------------|---------------------|-----|-------------|-----------------------|-----------------|
| 91  | 0.95                | 250                 | X7R | 1nF         | ±10%                  | CL21B102KECSFN# |
| 92  | 0.95                | 250                 | X7R | 1nF         | ±10%                  | CL21B102KECSNN# |
| 93  | 1.35                | 10                  | X7R | 1uF         | ±10%                  | CL21B105KPFNNN# |
| 94  | 1.35                | 10                  | X7R | 1uF         | ±20%                  | CL21B105MPFNNN# |
| 95  | 1.35                | 10                  | X7R | 2.2uF       | ±10%                  | CL21B225KPFNNN# |
| 96  | 1.35                | 10                  | X7R | 3.3uF       | ±10%                  | CL21B335KPFNNN# |
| 97  | 1.35                | 10                  | X7R | 4.7uF       | ±10%                  | CL21B475KPFN3N# |
| 98  | 1.35                | 10                  | X7R | 4.7uF       | ±10%                  | CL21B475KPFNFN# |
| 99  | 1.35                | 10                  | X7R | 680nF       | ±10%                  | CL21B684KPFNNN# |
| 100 | 1.35                | 16                  | X7R | 1uF         | ±10%                  | CL21B105KOFNFN# |
| 101 | 1.35                | 16                  | X7R | 1uF         | ±10%                  | CL21B105KOFNNN# |
| 102 | 1.35                | 16                  | X7R | 1uF         | ±10%                  | CL21B105KOFSFN# |
| 103 | 1.35                | 16                  | X7R | 1uF         | ±20%                  | CL21B105MOFNNN# |
| 104 | 1.35                | 16                  | X7R | 2.2uF       | ±10%                  | CL21B225KOFNFN# |
| 105 | 1.35                | 16                  | X7R | 2.2uF       | ±10%                  | CL21B225KOFNNN# |
| 106 | 1.35                | 16                  | X7R | 4.7uF       | ±10%                  | CL21B475KOFNFN# |
| 107 | 1.35                | 16                  | X7R | 4.7uF       | ±10%                  | CL21B475KOFZFN# |
| 108 | 1.35                | 16                  | X7R | 220nF       | ±10%                  | CL21B224KOFNNN# |
| 109 | 1.35                | 16                  | X7R | 470nF       | ±10%                  | CL21B474KOFNFN# |
| 110 | 1.35                | 16                  | X7R | 470nF       | ±10%                  | CL21B474KOFNNN# |
| 111 | 1.35                | 16                  | X7R | 680nF       | ±10%                  | CL21B684KOFNFN# |
| 112 | 1.35                | 16                  | X7R | 680nF       | ±5%                   | CL21B684JOFNNN# |
| 113 | 1.35                | 25                  | X7R | 1uF         | ±10%                  | CL21B105KAFN3N# |
| 114 | 1.35                | 25                  | X7R | 1uF         | ±10%                  | CL21B105KAFNFN# |
| 115 | 1.35                | 25                  | X7R | 1uF         | ±10%                  | CL21B105KAFNNN# |
| 116 | 1.35                | 25                  | X7R | 1uF         | ±10%                  | CL21B105KAFSFN# |
| 117 | 1.35                | 25                  | X7R | 1uF         | ±20%                  | CL21B105MAFNNN# |
| 118 | 1.35                | 25                  | X7R | 1.5uF       | ±10%                  | CL21B155KAFNFN# |
| 119 | 1.35                | 25                  | X7R | 2.2uF       | ±10%                  | CL21B225KAFNFN# |
| 120 | 1.35                | 25                  | X7R | 2.2uF       | ±10%                  | CL21B225KAFZNN# |
| 121 | 1.35                | 25                  | X7R | 2.2uF       | ±20%                  | CL21B225MAFNNN# |
| 122 | 1.35                | 25                  | X7R | 3.3uF       | ±10%                  | CL21B335KAFNFN# |
| 123 | 1.35                | 25                  | X7R | 4.7uF       | ±10%                  | CL21B475KAFNFN# |
| 124 | 1.35                | 25                  | X7R | 4.7uF       | ±10%                  | CL21B475KAFNNN# |
| 125 | 1.35                | 25                  | X7R | 4.7uF       | ±10%                  | CL21B475KAFZF6# |
| 126 | 1.35                | 25                  | X7R | 4.7uF       | ±10%                  | CL21B475KAFZFN# |
| 127 | 1.35                | 25                  | X7R | 4.7uF       | ±20%                  | CL21B475MAFNNN# |
| 128 | 1.35                | 25                  | X7R | 100nF       | ±10%                  | CL21B104KAFNNN# |
| 129 | 1.35                | 25                  | X7R | 220nF       | ±10%                  | CL21B224KAFNFN# |
| 130 | 1.35                | 25                  | X7R | 220nF       | ±10%                  | CL21B224KAFNNN# |
| 131 | 1.35                | 25                  | X7R | 220nF       | ±20%                  | CL21B224MAFNNN# |
| 132 | 1.35                | 25                  | X7R | 220nF       | ±5%                   | CL21B224JAFNNN# |
| 133 | 1.35                | 25                  | X7R | 470nF       | ±10%                  | CL21B474KAFNFN# |
| 134 | 1.35                | 25                  | X7R | 470nF       | ±10%                  | CL21B474KAFNNN# |
| 135 | 1.35                | 25                  | X7R | 470nF       | ±10%                  | CL21B474KAFSFN# |



# Normal Capacitors\_Standard

Size Code (inch/mm) : 0805/2012

| No. | Thickness Max. (mm) | Rated Voltage (Vdc) | TCC | Capacitance | Capacitance Tolerance | Part Number     |
|-----|---------------------|---------------------|-----|-------------|-----------------------|-----------------|
| 136 | 1.35                | 25                  | X7R | 470nF       | ±20%                  | CL21B474MAFNNN# |
| 137 | 1.35                | 25                  | X7R | 470nF       | ±5%                   | CL21B474JAFNNN# |
| 138 | 1.35                | 50                  | X7R | 1uF         | ±10%                  | CL21B105KBFN3T# |
| 139 | 1.35                | 50                  | X7R | 1uF         | ±10%                  | CL21B105KBFNFN# |
| 140 | 1.35                | 50                  | X7R | 1uF         | ±10%                  | CL21B105KBFNNN# |
| 141 | 1.35                | 50                  | X7R | 1uF         | ±10%                  | CL21B105KBFNFN# |
| 142 | 1.35                | 50                  | X7R | 1uF         | ±10%                  | CL21B105KBFZFN# |
| 143 | 1.35                | 50                  | X7R | 1uF         | ±20%                  | CL21B105MBFNNN# |
| 144 | 1.35                | 50                  | X7R | 68nF        | ±10%                  | CL21B683KBFNNN# |
| 145 | 1.35                | 50                  | X7R | 82nF        | ±10%                  | CL21B823KBFNNN# |
| 146 | 1.35                | 50                  | X7R | 100nF       | ±10%                  | CL21B104KBFNNN# |
| 147 | 1.35                | 50                  | X7R | 100nF       | ±20%                  | CL21B104MBFNNN# |
| 148 | 1.35                | 50                  | X7R | 120nF       | ±10%                  | CL21B124KBFNNN# |
| 149 | 1.35                | 50                  | X7R | 150nF       | ±10%                  | CL21B154KBFNFN# |
| 150 | 1.35                | 50                  | X7R | 150nF       | ±10%                  | CL21B154KBFNNN# |
| 151 | 1.35                | 50                  | X7R | 220nF       | ±10%                  | CL21B224KBFNFN# |
| 152 | 1.35                | 50                  | X7R | 220nF       | ±10%                  | CL21B224KBFNNN# |
| 153 | 1.35                | 50                  | X7R | 330nF       | ±10%                  | CL21B334KBFNFN# |
| 154 | 1.35                | 50                  | X7R | 330nF       | ±10%                  | CL21B334KBFNNN# |
| 155 | 1.35                | 50                  | X7R | 330nF       | ±20%                  | CL21B334MBFNNN# |
| 156 | 1.35                | 50                  | X7R | 470nF       | ±10%                  | CL21B474KBFNFN# |
| 157 | 1.35                | 50                  | X7R | 470nF       | ±10%                  | CL21B474KBFNNN# |
| 158 | 1.35                | 50                  | X7R | 680nF       | ±10%                  | CL21B684KBFNNN# |
| 159 | 1.35                | 100                 | X7R | 22nF        | ±10%                  | CL21B223KCFNNN# |
| 160 | 1.35                | 100                 | X7R | 33nF        | ±10%                  | CL21B333KCFNNN# |
| 161 | 1.35                | 100                 | X7R | 47nF        | ±10%                  | CL21B473KCFNNN# |
| 162 | 1.35                | 100                 | X7R | 68nF        | ±10%                  | CL21B683KCFNNN# |
| 163 | 1.35                | 100                 | X7R | 100nF       | ±10%                  | CL21B104KCFNNN# |
| 164 | 1.35                | 100                 | X7R | 100nF       | ±10%                  | CL21B104KCFNFN# |
| 165 | 1.35                | 100                 | X7R | 220nF       | ±10%                  | CL21B224KCFNFN# |
| 166 | 1.35                | 250                 | X7R | 4.7nF       | ±10%                  | CL21B472KEFNNN# |
| 167 | 1.35                | 250                 | X7R | 10nF        | ±10%                  | CL21B103KEFNNN# |
| 168 | 1.40                | 6.3                 | X7R | 10uF        | ±10%                  | CL21B106KQQNFN# |
| 169 | 1.40                | 6.3                 | X7R | 10uF        | ±10%                  | CL21B106KQQNNN# |
| 170 | 1.40                | 10                  | X7R | 10uF        | ±10%                  | CL21B106KPQNFN# |
| 171 | 1.40                | 10                  | X7R | 10uF        | ±10%                  | CL21B106KPQNNN# |
| 172 | 1.40                | 16                  | X7R | 10uF        | ±10%                  | CL21B106KQQNFN# |
| 173 | 1.40                | 16                  | X7R | 10uF        | ±10%                  | CL21B106KQQNNN# |



# Normal Capacitors\_Standard

Size Code (inch/mm) : 1206/3216

| No. | Thickness Max. (mm) | Rated Voltage (Vdc) | TCC | Capacitance | Capacitance Tolerance | Part Number     |
|-----|---------------------|---------------------|-----|-------------|-----------------------|-----------------|
| 1   | 1.00                | 10                  | X7R | 1.2uF       | ±10%                  | CL31B125KPCNNN# |
| 2   | 1.00                | 16                  | X7R | 330nF       | ±10%                  | CL31B334KOCNNN# |
| 3   | 1.00                | 16                  | X7R | 470nF       | ±10%                  | CL31B474KOCNNN# |
| 4   | 1.00                | 16                  | X7R | 680nF       | ±10%                  | CL31B684KOCNNN# |
| 5   | 1.00                | 25                  | X7R | 220nF       | ±10%                  | CL31B224KACNFN# |
| 6   | 1.00                | 25                  | X7R | 220nF       | ±10%                  | CL31B224KACNNN# |
| 7   | 1.00                | 25                  | X7R | 330nF       | ±10%                  | CL31B334KACNNN# |
| 8   | 1.00                | 50                  | X7R | 1nF         | ±10%                  | CL31B102KBCNNN# |
| 9   | 1.00                | 50                  | X7R | 1.5nF       | ±10%                  | CL31B152KBCNNN# |
| 10  | 1.00                | 50                  | X7R | 2.7nF       | ±10%                  | CL31B272KBCNNN# |
| 11  | 1.00                | 50                  | X7R | 3.3nF       | ±10%                  | CL31B332KBCNNN# |
| 12  | 1.00                | 50                  | X7R | 6.8nF       | ±10%                  | CL31B682KBCNNN# |
| 13  | 1.00                | 50                  | X7R | 8.2nF       | ±10%                  | CL31B822KBCNNN# |
| 14  | 1.00                | 50                  | X7R | 10nF        | ±10%                  | CL31B103KBCNFN# |
| 15  | 1.00                | 50                  | X7R | 10nF        | ±20%                  | CL31B103MBCNNN# |
| 16  | 1.00                | 50                  | X7R | 33nF        | ±5%                   | CL31B333JBCNNN# |
| 17  | 1.00                | 50                  | X7R | 47nF        | ±10%                  | CL31B473KBCNNN# |
| 18  | 1.00                | 50                  | X7R | 47nF        | ±5%                   | CL31B473JBCNNN# |
| 19  | 1.00                | 50                  | X7R | 68nF        | ±10%                  | CL31B683KBCNNN# |
| 20  | 1.00                | 50                  | X7R | 100nF       | ±10%                  | CL31B104KBCNFN# |
| 21  | 1.00                | 50                  | X7R | 100nF       | ±10%                  | CL31B104KBCNNN# |
| 22  | 1.00                | 50                  | X7R | 100nF       | ±20%                  | CL31B104MBCNNN# |
| 23  | 1.00                | 50                  | X7R | 150nF       | ±10%                  | CL31B154KBCNNN# |
| 24  | 1.00                | 50                  | X7R | 220pF       | ±10%                  | CL31B221KBCNNN# |
| 25  | 1.00                | 50                  | X7R | 330pF       | ±10%                  | CL31B331KBCNNN# |
| 26  | 1.00                | 50                  | X7R | 390pF       | ±5%                   | CL31B391JBCNNN# |
| 27  | 1.00                | 50                  | X7R | 560pF       | ±10%                  | CL31B561KBCNNN# |
| 28  | 1.00                | 50                  | X7R | 680pF       | ±10%                  | CL31B681KBCNNN# |
| 29  | 1.00                | 100                 | X7R | 2.2nF       | ±10%                  | CL31B222KCCNNN# |
| 30  | 1.00                | 100                 | X7R | 3.3nF       | ±10%                  | CL31B332KCCNNN# |
| 31  | 1.00                | 100                 | X7R | 10nF        | ±10%                  | CL31B103KCCNFN# |
| 32  | 1.00                | 100                 | X7R | 15nF        | ±10%                  | CL31B153KCCNNN# |
| 33  | 1.00                | 100                 | X7R | 22nF        | ±10%                  | CL31B223KCCNFN# |
| 34  | 1.00                | 100                 | X7R | 22nF        | ±10%                  | CL31B223KCCNNN# |
| 35  | 1.00                | 100                 | X7R | 33nF        | ±10%                  | CL31B333KCCNNN# |
| 36  | 1.00                | 200                 | X7R | 1nF         | ±10%                  | CL31B102KDCNNN# |
| 37  | 1.00                | 200                 | X7R | 2.2nF       | ±10%                  | CL31B222KDCNFN# |
| 38  | 1.00                | 200                 | X7R | 10nF        | ±10%                  | CL31B103KDCNFN# |
| 39  | 1.00                | 200                 | X7R | 470pF       | ±10%                  | CL31B471KDCNNN# |
| 40  | 1.25                | 25                  | X7R | 1uF         | ±10%                  | CL31B105KAPLNN# |
| 41  | 1.25                | 350                 | X7R | 33nF        | ±10%                  | CL31B333KFESNN# |
| 42  | 1.40                | 16                  | X7R | 1uF         | ±10%                  | CL31B105KOFNFN# |
| 43  | 1.40                | 16                  | X7R | 1uF         | ±10%                  | CL31B105KOFNNN# |
| 44  | 1.40                | 16                  | X7R | 1uF         | ±20%                  | CL31B105MOFNNN# |
| 45  | 1.40                | 16                  | X7R | 1.5uF       | ±10%                  | CL31B155KOFNNN# |



# Normal Capacitors\_Standard

Size Code (inch/mm) : 1206/3216

| No. | Thickness Max. (mm) | Rated Voltage (Vdc) | TCC | Capacitance | Capacitance Tolerance | Part Number     |
|-----|---------------------|---------------------|-----|-------------|-----------------------|-----------------|
| 46  | 1.40                | 50                  | X7R | 220nF       | ±10%                  | CL31B224KBFNFN# |
| 47  | 1.40                | 50                  | X7R | 220nF       | ±10%                  | CL31B224KBFNNN# |
| 48  | 1.40                | 50                  | X7R | 220nF       | ±20%                  | CL31B224MBFNNN# |
| 49  | 1.40                | 50                  | X7R | 270nF       | ±10%                  | CL31B274KBFNNN# |
| 50  | 1.40                | 50                  | X7R | 330nF       | ±10%                  | CL31B334KBFNFN# |
| 51  | 1.40                | 50                  | X7R | 330nF       | ±10%                  | CL31B334KBFNNN# |
| 52  | 1.40                | 50                  | X7R | 330nF       | ±5%                   | CL31B334JBFNNN# |
| 53  | 1.40                | 100                 | X7R | 100nF       | ±10%                  | CL31B104KCFNFN# |
| 54  | 1.40                | 100                 | X7R | 100nF       | ±10%                  | CL31B104KCFNNN# |
| 55  | 1.40                | 100                 | X7R | 100nF       | ±5%                   | CL31B104JCFNNN# |
| 56  | 1.40                | 200                 | X7R | 33nF        | ±10%                  | CL31B333KDFNNN# |
| 57  | 1.40                | 500                 | X7R | 1nF         | ±10%                  | CL31B102KGFNFN# |
| 58  | 1.40                | 500                 | X7R | 1nF         | ±10%                  | CL31B102KGFNNN# |
| 59  | 1.40                | 500                 | X7R | 1.5nF       | ±10%                  | CL31B152KGFNFN# |
| 60  | 1.40                | 500                 | X7R | 1.5nF       | ±10%                  | CL31B152KGFNNN# |
| 61  | 1.40                | 500                 | X7R | 2.2nF       | ±10%                  | CL31B222KGFNFN# |
| 62  | 1.40                | 500                 | X7R | 3.3nF       | ±10%                  | CL31B332KGFNFN# |
| 63  | 1.40                | 500                 | X7R | 4.7nF       | ±10%                  | CL31B472KGFNFN# |
| 64  | 1.40                | 500                 | X7R | 6.8nF       | ±10%                  | CL31B682KGFNNN# |
| 65  | 1.40                | 500                 | X7R | 10nF        | ±10%                  | CL31B103KGFNFN# |
| 66  | 1.40                | 500                 | X7R | 220pF       | ±10%                  | CL31B221KGFNNN# |
| 67  | 1.40                | 500                 | X7R | 470pF       | ±10%                  | CL31B471KGFNNN# |
| 68  | 1.40                | 500                 | X7R | 680pF       | ±10%                  | CL31B681KGFNNN# |
| 69  | 1.40                | 630                 | X7R | 1nF         | ±10%                  | CL31B102KHFNFN# |
| 70  | 1.40                | 630                 | X7R | 1nF         | ±10%                  | CL31B102KHFSFN# |
| 71  | 1.40                | 630                 | X7R | 1.5nF       | ±10%                  | CL31B152KHFNFN# |
| 72  | 1.40                | 630                 | X7R | 2.2nF       | ±10%                  | CL31B222KHFNFN# |
| 73  | 1.40                | 630                 | X7R | 2.2nF       | ±10%                  | CL31B222KHFSFN# |
| 74  | 1.40                | 630                 | X7R | 3.3nF       | ±10%                  | CL31B332KHFSFN# |
| 75  | 1.40                | 630                 | X7R | 4.7nF       | ±10%                  | CL31B472KHFNFN# |
| 76  | 1.40                | 630                 | X7R | 4.7nF       | ±10%                  | CL31B472KHFNNN# |
| 77  | 1.40                | 630                 | X7R | 4.7nF       | ±10%                  | CL31B472KHFSFN# |
| 78  | 1.40                | 630                 | X7R | 6.8nF       | ±10%                  | CL31B682KHFNFN# |
| 79  | 1.40                | 630                 | X7R | 10nF        | ±10%                  | CL31B103KHFNFN# |
| 80  | 1.40                | 630                 | X7R | 10nF        | ±10%                  | CL31B103KHFNNN# |
| 81  | 1.40                | 630                 | X7R | 10nF        | ±10%                  | CL31B103KHFSFN# |
| 82  | 1.40                | 630                 | X7R | 330pF       | ±10%                  | CL31B331KHFNNN# |
| 83  | 1.40                | 630                 | X7R | 470pF       | ±10%                  | CL31B471KHFNNN# |
| 84  | 1.40                | 630                 | X7R | 680pF       | ±10%                  | CL31B681KHFNNN# |
| 85  | 1.40                | 1000                | X7R | 1nF         | ±10%                  | CL31B102KIFNFN# |
| 86  | 1.40                | 1000                | X7R | 1nF         | ±10%                  | CL31B102KIFNNN# |
| 87  | 1.40                | 1000                | X7R | 1.5nF       | ±10%                  | CL31B152KIFNFN# |
| 88  | 1.40                | 1000                | X7R | 2.2nF       | ±10%                  | CL31B222KIFNFN# |
| 89  | 1.40                | 1000                | X7R | 2.2nF       | ±10%                  | CL31B222KIFNNN# |
| 90  | 1.40                | 1000                | X7R | 680pF       | ±10%                  | CL31B681KIFNNN# |



# Normal Capacitors\_Standard

Size Code (inch/mm) : 1206/3216

| No. | Thickness Max. (mm) | Rated Voltage (Vdc) | TCC | Capacitance | Capacitance Tolerance | Part Number      |
|-----|---------------------|---------------------|-----|-------------|-----------------------|------------------|
| 91  | 1.80                | 6.3                 | X7R | 10uF        | ±10%                  | CL31B106KQHNFN#  |
| 92  | 1.80                | 6.3                 | X7R | 10uF        | ±10%                  | CL31B106KQHNNN#  |
| 93  | 1.80                | 6.3                 | X7R | 22uF        | ±10%                  | CL31B226KQHNNN#  |
| 94  | 1.80                | 10                  | X7R | 4.7uF       | ±10%                  | CL31B475KPHNFN#  |
| 95  | 1.80                | 10                  | X7R | 4.7uF       | ±10%                  | CL31B475KPHNNN#  |
| 96  | 1.80                | 10                  | X7R | 10uF        | ±10%                  | CL31B106KPHN3N#  |
| 97  | 1.80                | 10                  | X7R | 10uF        | ±10%                  | CL31B106KPHNFN#  |
| 98  | 1.80                | 10                  | X7R | 10uF        | ±10%                  | CL31B106KPHNNN#  |
| 99  | 1.80                | 10                  | X7R | 22uF        | ±10%                  | CL31B226KPHNFN#  |
| 100 | 1.80                | 10                  | X7R | 22uF        | ±10%                  | CL31B226KPHNNN#  |
| 101 | 1.80                | 10                  | X7R | 22uF        | ±20%                  | CL31B226MPHNNN#  |
| 102 | 1.80                | 16                  | X7R | 2.2uF       | ±10%                  | CL31B225KOHNFN#  |
| 103 | 1.80                | 16                  | X7R | 2.2uF       | ±10%                  | CL31B225KOHNNN#  |
| 104 | 1.80                | 16                  | X7R | 2.2uF       | ±20%                  | CL31B225MOHNNN#  |
| 105 | 1.80                | 16                  | X7R | 3.3uF       | ±10%                  | CL31B335KOHNFN#  |
| 106 | 1.80                | 16                  | X7R | 3.3uF       | ±10%                  | CL31B335KOHNNN#  |
| 107 | 1.80                | 16                  | X7R | 4.7uF       | ±10%                  | CL31B475KOHNFN#  |
| 108 | 1.80                | 16                  | X7R | 4.7uF       | ±10%                  | CL31B475KOHNNN#  |
| 109 | 1.80                | 16                  | X7R | 10uF        | ±10%                  | CL31B106KOHNFN#  |
| 110 | 1.80                | 16                  | X7R | 10uF        | ±10%                  | CL31B106KOHNNN#  |
| 111 | 1.80                | 16                  | X7R | 10uF        | ±10%                  | CL31B106KOHZFN#  |
| 112 | 1.80                | 16                  | X7R | 10uF        | ±20%                  | CL31B106MOHNNN#  |
| 113 | 1.80                | 25                  | X7R | 1uF         | ±10%                  | CL31B105KAHNFN#  |
| 114 | 1.80                | 25                  | X7R | 1uF         | ±10%                  | CL31B105KAHNNN#  |
| 115 | 1.80                | 25                  | X7R | 1uF         | ±20%                  | CL31B105MAHNNN#  |
| 116 | 1.80                | 25                  | X7R | 1uF         | ±5%                   | CL31B105JAHNNN#  |
| 117 | 1.80                | 25                  | X7R | 2.2uF       | ±10%                  | CL31B225KAHNFN#  |
| 118 | 1.80                | 25                  | X7R | 2.2uF       | ±10%                  | CL31B225KAHNNN#  |
| 119 | 1.80                | 25                  | X7R | 4.7uF       | ±10%                  | CL31B475KAHNFN#  |
| 120 | 1.80                | 25                  | X7R | 4.7uF       | ±10%                  | CL31B475KAHNNN#  |
| 121 | 1.80                | 25                  | X7R | 10uF        | ±10%                  | CL31B106KAHNFN#  |
| 122 | 1.80                | 25                  | X7R | 10uF        | ±10%                  | CL31B106KAHNNN#  |
| 123 | 1.80                | 25                  | X7R | 10uF        | ±10%                  | CL31B106KAHSFN#  |
| 124 | 1.80                | 25                  | X7R | 680nF       | ±10%                  | CL31B684KAHNNN#  |
| 125 | 1.80                | 35                  | X7R | 10uF        | ±10%                  | CL31B106KLHNFN#  |
| 126 | 1.80                | 35                  | X7R | 10uF        | ±10%                  | CL31B106KLHNNN#  |
| 127 | 1.80                | 35                  | X7R | 10uF        | ±10%                  | CL31B106KLHSFN#  |
| 128 | 1.80                | 50                  | X7R | 1uF         | ±10%                  | CL31B105KBHNFN#  |
| 129 | 1.80                | 50                  | X7R | 1uF         | ±10%                  | CL31B105KBHNNN#  |
| 130 | 1.80                | 50                  | X7R | 1uF         | ±10%                  | CL31B105KBHSNN#  |
| 131 | 1.80                | 50                  | X7R | 2.2uF       | ±10%                  | CL31B225KBHNFN#  |
| 132 | 1.80                | 50                  | X7R | 2.2uF       | ±10%                  | CL31B225KBHNNN#  |
| 133 | 1.80                | 50                  | X7R | 4.7uF       | ±10%                  | CL31B475KBHNN3N# |
| 134 | 1.80                | 50                  | X7R | 4.7uF       | ±10%                  | CL31B475KBHNFN#  |
| 135 | 1.80                | 50                  | X7R | 4.7uF       | ±10%                  | CL31B475KBHNNN#  |



# Normal Capacitors\_Standard

Size Code (inch/mm) : 1206/3216

| No. | Thickness Max. (mm) | Rated Voltage (Vdc) | TCC | Capacitance | Capacitance Tolerance | Part Number     |
|-----|---------------------|---------------------|-----|-------------|-----------------------|-----------------|
| 136 | 1.80                | 50                  | X7R | 4.7uF       | ±10%                  | CL31B475KBHZFN# |
| 137 | 1.80                | 50                  | X7R | 10uF        | ±10%                  | CL31B106KBHNFN# |
| 138 | 1.80                | 50                  | X7R | 10uF        | ±10%                  | CL31B106KBHNNN# |
| 139 | 1.80                | 50                  | X7R | 470nF       | ±10%                  | CL31B474KBHNFN# |
| 140 | 1.80                | 50                  | X7R | 470nF       | ±10%                  | CL31B474KBHNNN# |
| 141 | 1.80                | 50                  | X7R | 470nF       | ±20%                  | CL31B474MBHNNN# |
| 142 | 1.80                | 100                 | X7R | 1uF         | ±10%                  | CL31B105KCHNFN# |
| 143 | 1.80                | 100                 | X7R | 1uF         | ±10%                  | CL31B105KCHNNN# |
| 144 | 1.80                | 100                 | X7R | 1uF         | ±10%                  | CL31B105KCHSFN# |
| 145 | 1.80                | 100                 | X7R | 1uF         | ±10%                  | CL31B105KCHSNN# |
| 146 | 1.80                | 100                 | X7R | 2.2uF       | ±10%                  | CL31B225KCHSFN# |
| 147 | 1.80                | 100                 | X7R | 2.2uF       | ±10%                  | CL31B225KCHSNN# |
| 148 | 1.80                | 100                 | X7R | 470nF       | ±10%                  | CL31B474KCHSFN# |
| 149 | 1.80                | 200                 | X7R | 100nF       | ±10%                  | CL31B104KDHNFN# |
| 150 | 1.80                | 250                 | X7R | 33nF        | ±10%                  | CL31B333KEHNNN# |
| 151 | 1.80                | 250                 | X7R | 47nF        | ±10%                  | CL31B473KEHNNN# |
| 152 | 1.80                | 250                 | X7R | 47nF        | ±10%                  | CL31B473KEHSFN# |
| 153 | 1.80                | 250                 | X7R | 100nF       | ±10%                  | CL31B104KEHNFN# |
| 154 | 1.80                | 250                 | X7R | 100nF       | ±10%                  | CL31B104KEHNNN# |
| 155 | 1.80                | 250                 | X7R | 100nF       | ±10%                  | CL31B104KEHSFN# |
| 156 | 1.80                | 500                 | X7R | 22nF        | ±10%                  | CL31B223KGHNNN# |
| 157 | 1.80                | 500                 | X7R | 33nF        | ±10%                  | CL31B333KGHNFN# |
| 158 | 1.80                | 500                 | X7R | 33nF        | ±10%                  | CL31B333KGHNNN# |
| 159 | 1.80                | 630                 | X7R | 22nF        | ±10%                  | CL31B223KHNNFN# |
| 160 | 1.80                | 630                 | X7R | 22nF        | ±10%                  | CL31B223KHNNNN# |
| 161 | 1.80                | 630                 | X7R | 22nF        | ±10%                  | CL31B223KHHSFN# |
| 162 | 1.80                | 630                 | X7R | 33nF        | ±10%                  | CL31B333KHNNFN# |
| 163 | 1.80                | 630                 | X7R | 33nF        | ±10%                  | CL31B333KHHSFN# |
| 164 | 1.80                | 2000                | X7R | 1nF         | ±10%                  | CL31B102KJHNNN# |



# Normal Capacitors\_Standard

Size Code (inch/mm) : 1210/3225

| No. | Thickness Max. (mm) | Rated Voltage (Vdc) | TCC | Capacitance | Capacitance Tolerance | Part Number      |
|-----|---------------------|---------------------|-----|-------------|-----------------------|------------------|
| 1   | 1.45                | 25                  | X7R | 1uF         | ±10%                  | CL32B105KAFNNN#  |
| 2   | 1.45                | 50                  | X7R | 150nF       | ±10%                  | CL32B154KBFNNN#  |
| 3   | 1.45                | 50                  | X7R | 470nF       | ±10%                  | CL32B474KBFNNN#  |
| 4   | 1.45                | 500                 | X7R | 10nF        | ±10%                  | CL32B103KGFNNN#  |
| 5   | 1.80                | 50                  | X7R | 1uF         | ±10%                  | CL32B105KBHNNN#  |
| 6   | 1.80                | 50                  | X7R | 1uF         | ±20%                  | CL32B105MBHNNN#  |
| 7   | 2.00                | 16                  | X7R | 10uF        | ±10%                  | CL32B106KOULNN#  |
| 8   | 2.00                | 25                  | X7R | 10uF        | ±10%                  | CL32B106KAUL3N#  |
| 9   | 2.00                | 25                  | X7R | 10uF        | ±10%                  | CL32B106KAULNN#  |
| 10  | 2.00                | 35                  | X7R | 10uF        | ±10%                  | CL32B106KLULNN#  |
| 11  | 2.00                | 50                  | X7R | 4.7uF       | ±10%                  | CL32B475KBUYFN#  |
| 12  | 2.00                | 50                  | X7R | 4.7uF       | ±10%                  | CL32B475KBUYNN#  |
| 13  | 2.20                | 10                  | X7R | 10uF        | ±10%                  | CL32B106KPINNN#  |
| 14  | 2.20                | 25                  | X7R | 2.2uF       | ±10%                  | CL32B225KAINNN#  |
| 15  | 2.70                | 10                  | X7R | 22uF        | ±10%                  | CL32B226KJPJNNN# |
| 16  | 2.70                | 10                  | X7R | 47uF        | ±10%                  | CL32B476KJPJNNN# |
| 17  | 2.70                | 10                  | X7R | 47uF        | ±20%                  | CL32B476MPJNNN#  |
| 18  | 2.70                | 100                 | X7R | 1uF         | ±10%                  | CL32B105KCJNNN#  |
| 19  | 2.70                | 100                 | X7R | 1uF         | ±10%                  | CL32B105KCJSNN#  |
| 20  | 2.70                | 100                 | X7R | 2.2uF       | ±10%                  | CL32B225KCJSFN#  |
| 21  | 2.70                | 100                 | X7R | 2.2uF       | ±10%                  | CL32B225KCJSNN#  |
| 22  | 2.70                | 16                  | X7R | 10uF        | ±10%                  | CL32B106KOJNNN#  |
| 23  | 2.70                | 16                  | X7R | 22uF        | ±10%                  | CL32B226KOJNFN#  |
| 24  | 2.70                | 16                  | X7R | 22uF        | ±10%                  | CL32B226KOJNNN#  |
| 25  | 2.70                | 16                  | X7R | 22uF        | ±20%                  | CL32B226MOJNNN#  |
| 26  | 2.70                | 25                  | X7R | 10uF        | ±10%                  | CL32B106KAJNFN#  |
| 27  | 2.70                | 25                  | X7R | 10uF        | ±10%                  | CL32B106KAJNNN#  |
| 28  | 2.70                | 25                  | X7R | 22uF        | ±10%                  | CL32B226KAJNFN#  |
| 29  | 2.70                | 25                  | X7R | 22uF        | ±10%                  | CL32B226KAJNNN#  |
| 30  | 2.70                | 250                 | X7R | 100nF       | ±10%                  | CL32B104KEJNNN#  |
| 31  | 2.70                | 35                  | X7R | 10uF        | ±10%                  | CL32B106KLJNNN#  |
| 32  | 2.70                | 50                  | X7R | 2.2uF       | ±10%                  | CL32B225KBJNNN#  |
| 33  | 2.70                | 50                  | X7R | 4.7uF       | ±10%                  | CL32B475KBJN3N#  |
| 34  | 2.70                | 50                  | X7R | 4.7uF       | ±10%                  | CL32B475KBJNFN#  |
| 35  | 2.70                | 50                  | X7R | 4.7uF       | ±10%                  | CL32B475KBJNNN#  |
| 36  | 2.70                | 50                  | X7R | 10uF        | ±10%                  | CL32B106KBJNFN#  |
| 37  | 2.70                | 50                  | X7R | 10uF        | ±10%                  | CL32B106KBJNNN#  |
| 38  | 2.70                | 6.3                 | X7R | 47uF        | ±20%                  | CL32B476MQJNNN#  |
| 39  | 2.80                | 50                  | X7R | 4.7uF       | ±10%                  | CL32B475KBVZNN#  |

# Normal Capacitors\_Standard

## Product Lineup (X7S)

Size Code (inch/mm) : 0201/0603

| No. | Thickness Max. (mm) | Rated Voltage (Vdc) | TCC | Capacitance | Capacitance Tolerance | Part Number     |
|-----|---------------------|---------------------|-----|-------------|-----------------------|-----------------|
| 1   | 0.33                | 10                  | X7S | 100nF       | ±10%                  | CL03Y104KP3NNN# |
| 2   | 0.33                | 16                  | X7S | 100nF       | ±10%                  | CL03Y104K03NNN# |

Size Code (inch/mm) : 0603/1608

| No. | Thickness Max. (mm) | Rated Voltage (Vdc) | TCC | Capacitance | Capacitance Tolerance | Part Number     |
|-----|---------------------|---------------------|-----|-------------|-----------------------|-----------------|
| 1   | 1.00                | 6.3                 | X7S | 10uF        | ±20%                  | CL10Y106MQ8NFR# |

Size Code (inch/mm) : 0805/2012

| No. | Thickness Max. (mm) | Rated Voltage (Vdc) | TCC | Capacitance | Capacitance Tolerance | Part Number     |
|-----|---------------------|---------------------|-----|-------------|-----------------------|-----------------|
| 1   | 1.35                | 25                  | X7S | 4.7uF       | ±10%                  | CL21Y475KAFNNN# |

## Product Lineup (X7T)

Size Code (inch/mm) : 0201/0603

| No. | Thickness Max. (mm) | Rated Voltage (Vdc) | TCC | Capacitance | Capacitance Tolerance | Part Number     |
|-----|---------------------|---------------------|-----|-------------|-----------------------|-----------------|
| 1   | 0.33                | 6.3                 | X7T | 220nF       | ±10%                  | CL03Z224KQ3NNN# |

Size Code (inch/mm) : 0402/1005

| No. | Thickness Max. (mm) | Rated Voltage (Vdc) | TCC | Capacitance | Capacitance Tolerance | Part Number     |
|-----|---------------------|---------------------|-----|-------------|-----------------------|-----------------|
| 1   | 0.70                | 4                   | X7T | 10uF        | ±20%                  | CL05Z106MR5NUN# |

Size Code (inch/mm) : 0805/2012

| No. | Thickness Max. (mm) | Rated Voltage (Vdc) | TCC | Capacitance | Capacitance Tolerance | Part Number     |
|-----|---------------------|---------------------|-----|-------------|-----------------------|-----------------|
| 1   | 1.40                | 6.3                 | X7T | 22uF        | ±20%                  | CL21Z226MQQNNN# |
| 2   | 1.45                | 25                  | X7T | 10uF        | ±10%                  | CL21Z106KAYQNN# |



# Normal Capacitors\_Standard

## Product Lineup (X7R(S) (DC Bias 0.5vr TCC))

Size Code (inch/mm) : 0603/1608

| No. | Thickness Max. (mm) | Rated Voltage (Vdc) | TCC                           | Capacitance | Capacitance Tolerance | Part Number     | Remarks |
|-----|---------------------|---------------------|-------------------------------|-------------|-----------------------|-----------------|---------|
| 1   | 1.00                | 16                  | X7R(S)<br>(DC Bias 0.5vr TCC) | 10uF        | ±20%                  | CL10K106M08NRN# |         |

Size Code (inch/mm) : 0805/2012

| No. | Thickness Max. (mm) | Rated Voltage (Vdc) | TCC                           | Capacitance | Capacitance Tolerance | Part Number     | Remarks |
|-----|---------------------|---------------------|-------------------------------|-------------|-----------------------|-----------------|---------|
| 1   | 1.45                | 25                  | X7R(S)<br>(DC Bias 0.5vr TCC) | 10uF        | ±10%                  | CL21K106KAYQNN# |         |

Size Code (inch/mm) : 0805/2012

| No. | Thickness Max. (mm) | Rated Voltage (Vdc) | TCC                           | Capacitance | Capacitance Tolerance | Part Number     | Remarks       |
|-----|---------------------|---------------------|-------------------------------|-------------|-----------------------|-----------------|---------------|
| 1   | 1.45                | 25                  | X7R(S)<br>(DC Bias 0.5vr TCC) | 10uF        | ±10%                  | CL21K106KAY6NN# | Normal(Epoxy) |

## Product Lineup (X7S)

Size Code (inch/mm) : 1206/3216

| No. | Thickness Max. (mm) | Rated Voltage (Vdc) | TCC | Capacitance | Capacitance Tolerance | Part Number     | Remarks       |
|-----|---------------------|---------------------|-----|-------------|-----------------------|-----------------|---------------|
| 1   | 1.90                | 100                 | X7S | 4.7uF       | ±10%                  | CL31Y475KCK6NN# | Normal(Epoxy) |

# Normal Capacitors\_High Level I

Normal High Level I

## Features

- A High level I MLCC is a chip-type capacitor suitable for industrial applications, with greater reliability than a general MLCC
- It has improved the moisture resistance characteristics.
- In the outgoing inspection, proceed with the bending strength evaluation strengthen.



- ① Ceramic Body
- ② Electrode (Ni/Cu\*)
- ③ Plating (Ni)
- ④ Termination (Cu or Cu+Metal Epoxy)
- ⑤ Plating (Sn)

High Level I

Improved Reliability  
(65°C, 90%RH, 1Vr, 500H)

High Level II

Reinforced Reliability  
(85°C, 85%RH, 1Vr, 1000H)

\* Internal Cu electrode is only applied to limited products.

## Application

- Server, Network, Base station, Solar Inverter, DC-DC Converter

## Structure and Dimensions



| Size Code | Dimension (mm) |           |           |              | EIA (inch) |
|-----------|----------------|-----------|-----------|--------------|------------|
|           | L              | W         | T         | BW           |            |
| 03        | 0.60±0.03      | 0.30±0.03 | 0.30±0.03 | 0.15±0.05    | 0603       |
|           | 0.60±0.09      | 0.30±0.09 | 0.30±0.09 |              |            |
| 05        | 1.00±0.05      | 0.50±0.05 | 0.50±0.05 | 0.25±0.10    | 0402       |
|           | 1.00±0.10      | 0.50±0.10 | 0.50±0.10 |              |            |
|           | 1.00±0.15      | 0.50±0.15 | 0.50±0.15 |              |            |
|           | 1.00±0.20      | 0.50±0.20 | 0.50±0.20 |              |            |
| 10        | 1.60±0.10      | 0.80±0.10 | 0.80±0.10 | 0.30±0.20    | 0603       |
|           | 1.60±0.15      | 0.80±0.15 | 0.80±0.15 |              |            |
|           | 1.60±0.20      | 0.80±0.20 | 0.80±0.20 |              |            |
|           | 1.60±0.25      | 0.80±0.25 | 0.80±0.25 |              |            |
| 21        | 2.00±0.10      | 1.25±0.10 | 0.65±0.10 | 0.5+0.2/-0.3 | 0805       |
|           | 2.00±0.10      | 1.25±0.10 | 0.85±0.10 |              |            |
|           | 2.00±0.10      | 1.25±0.10 | 1.25±0.10 |              |            |
|           | 2.00±0.15      | 1.25±0.15 | 1.25±0.15 |              |            |
| 31        | 3.20±0.15      | 1.60±0.15 | 0.85±0.15 | 0.50±0.30    | 1206       |
|           | 3.20±0.15      | 1.60±0.15 | 1.25±0.15 |              |            |
|           | 3.20±0.20      | 1.60±0.20 | 1.60±0.20 |              |            |
|           | 3.20±0.30      | 1.60±0.20 | 1.60±0.20 |              |            |
| 32        | 3.20±0.30      | 1.60±0.30 | 1.60±0.30 | 0.60±0.30    | 1210       |
|           | 3.20±0.30      | 2.50±0.20 | 1.80±0.20 |              |            |
|           | 3.20±0.30      | 2.50±0.20 | 2.00±0.20 |              |            |
|           | 3.20±0.40      | 2.50±0.30 | 2.50±0.30 |              |            |



# Normal Capacitors\_High Level I

## Capacitance Table (COG)

| Category     | TCC         | Size Code (inch/mm) | Rated Voltage (Vdc) | Capacitance |   |    |     |   |    |     |   |    | Capacitance Range |     |   |              |               |               |
|--------------|-------------|---------------------|---------------------|-------------|---|----|-----|---|----|-----|---|----|-------------------|-----|---|--------------|---------------|---------------|
|              |             |                     |                     | pF          |   |    | nF  |   |    | uF  |   |    |                   |     |   |              |               |               |
|              |             |                     |                     | 0.1         | 1 | 10 | 100 | 1 | 10 | 100 | 1 | 10 |                   | 100 |   |              |               |               |
| High Level I | COG (125°C) | 008004/0201         | 16                  | ■           | ■ | ■  |     |   |    |     |   |    |                   |     |   | 0.2pF - 10pF |               |               |
|              |             |                     | 25                  | ■           | ■ | ■  |     |   |    |     |   |    |                   |     |   |              | 0.2pF - 10pF  |               |
|              |             | 01005/0402          | 6.3                 |             |   |    | ■   |   |    |     |   |    |                   |     |   |              | 100pF - 100pF |               |
|              |             |                     | 16                  |             |   |    | ■   | ■ |    |     |   |    |                   |     |   |              | 10pF - 100pF  |               |
|              |             |                     | 25                  |             |   |    | ■   | ■ |    |     |   |    |                   |     |   |              | 10pF - 100pF  |               |
|              |             | 0201/0603           | 50                  |             |   |    | ■   |   |    |     |   |    |                   |     |   |              | 100pF - 100pF |               |
|              |             |                     | 25                  | ■           | ■ | ■  | ■   |   |    |     |   |    |                   |     |   |              | 0.2pF - 100pF |               |
|              |             | 0402/1005           | 50                  | ■           | ■ | ■  | ■   |   |    |     |   |    |                   |     |   |              | 0.5pF - 47pF  |               |
|              |             |                     | 16                  |             |   |    | ■   | ■ | ■  |     |   |    |                   |     |   |              | 27pF - 1nF    |               |
|              |             | 0603/1608           | 25                  | ■           | ■ | ■  | ■   |   |    |     |   |    |                   |     |   |              | 0.1pF - 1nF   |               |
|              |             |                     | 50                  | ■           | ■ | ■  | ■   |   |    |     |   |    |                   |     |   |              | 0.1pF - 1nF   |               |
|              |             |                     | 100                 |             |   |    | ■   | ■ | ■  |     |   |    |                   |     |   |              | 12pF - 220pF  |               |
|              |             |                     | 16                  |             |   |    |     |   |    | ■   |   |    |                   |     |   |              | 1nF - 2.2nF   |               |
|              |             | 0805/2012           | 25                  |             |   |    |     |   |    | ■   | ■ |    |                   |     |   |              | 560pF - 10nF  |               |
|              |             |                     | 50                  |             |   |    |     |   |    | ■   | ■ |    |                   |     |   |              | 1pF - 5.6nF   |               |
|              |             |                     | 100                 |             |   |    |     |   |    | ■   | ■ |    |                   |     |   |              | 1.2pF - 4.7nF |               |
|              |             |                     | 200                 |             |   |    |     |   |    |     |   | ■  |                   |     |   |              | 220pF - 220pF |               |
|              |             |                     | 250                 |             |   |    |     |   |    |     |   |    | ■                 |     |   |              | 470pF - 470pF |               |
|              |             |                     | 25                  |             |   |    |     |   |    |     |   |    |                   | ■   | ■ |              | 3.3nF - 10nF  |               |
|              |             | 1206/3216           | 50                  |             |   |    |     |   |    |     |   |    |                   |     | ■ | ■            | 10pF - 15nF   |               |
|              |             |                     | 100                 |             |   |    |     |   |    |     |   |    |                   |     | ■ | ■            | 12pF - 3.9nF  |               |
|              |             |                     | 200                 |             |   |    |     |   |    |     |   |    |                   |     | ■ | ■            | 18pF - 1nF    |               |
|              |             |                     | 250                 |             |   |    |     |   |    |     |   |    |                   |     | ■ | ■            | 10pF - 2.2nF  |               |
|              |             |                     | 630                 |             |   |    |     |   |    |     |   |    |                   |     | ■ | ■            | 10pF - 470pF  |               |
|              |             |                     | 16                  |             |   |    |     |   |    |     |   |    |                   |     |   | ■            | ■             | 15nF - 120nF  |
|              |             |                     | 25                  |             |   |    |     |   |    |     |   |    |                   |     |   | ■            | ■             | 10nF - 100nF  |
|              |             |                     | 50                  |             |   |    |     |   |    |     |   |    |                   |     |   | ■            | ■             | 10pF - 100nF  |
|              |             |                     | 100                 |             |   |    |     |   |    |     |   |    |                   |     |   | ■            | ■             | 20pF - 33nF   |
|              |             |                     | 200                 |             |   |    |     |   |    |     |   |    |                   |     |   | ■            | ■             | 68pF - 1nF    |
|              |             | 1210/3225           | 250                 |             |   |    |     |   |    |     |   |    |                   |     |   | ■            | ■             | 2.2nF - 8.2nF |
|              |             |                     | 500                 |             |   |    |     |   |    |     |   |    |                   |     |   | ■            | ■             | 10pF - 2.2nF  |
|              |             |                     | 630                 |             |   |    |     |   |    |     |   |    |                   |     |   | ■            | ■             | 10pF - 10nF   |
|              |             |                     | 1000                |             |   |    |     |   |    |     |   |    |                   |     |   | ■            | ■             | 10pF - 1nF    |
|              |             |                     | 2000                |             |   |    |     |   |    |     |   |    |                   |     |   | ■            | ■             | 15pF - 100pF  |
|              |             |                     | 25                  |             |   |    |     |   |    |     |   |    |                   |     |   |              | ■             | 10nF - 10nF   |
|              |             |                     | 50                  |             |   |    |     |   |    |     |   |    |                   |     |   |              | ■             | 1.8nF - 22nF  |
|              |             |                     | 100                 |             |   |    |     |   |    |     |   |    |                   |     |   |              | ■             | 33nF - 47nF   |
|              |             | 500                 |                     |             |   |    |     |   |    |     |   |    |                   |     |   | ■            | 680pF - 1.8nF |               |
|              |             | 630                 |                     |             |   |    |     |   |    |     |   |    |                   |     |   | ■            | 8.2nF - 33nF  |               |
|              |             | 1000                |                     |             |   |    |     |   |    |     |   |    |                   |     |   | ■            | 10nF - 22nF   |               |
|              |             | 2000                |                     |             |   |    |     |   |    |     |   |    |                   |     |   | ■            | 100pF - 100pF |               |









# Normal Capacitors\_High Level I

| Category     | TCC         | Size Code (inch/mm) | Rated Voltage (Vdc) | Capacitance |   |    |     |   |    |     |   |    | Capacitance Range |           |               |               |               |
|--------------|-------------|---------------------|---------------------|-------------|---|----|-----|---|----|-----|---|----|-------------------|-----------|---------------|---------------|---------------|
|              |             |                     |                     | pF          |   |    | nF  |   |    | uF  |   |    |                   |           |               |               |               |
|              |             |                     |                     | 0.1         | 1 | 10 | 100 | 1 | 10 | 100 | 1 | 10 |                   | 100       |               |               |               |
| High Level I | X7R (125°C) | 1210/3225           | 6                   |             |   |    |     |   |    |     |   |    |                   |           |               | 47uF - 47uF   |               |
|              |             |                     | 10                  |             |   |    |     |   |    |     |   |    |                   |           |               |               | 10uF - 47uF   |
|              |             |                     | 16                  |             |   |    |     |   |    |     |   |    |                   |           |               |               | 2.2uF - 22uF  |
|              |             |                     | 25                  |             |   |    |     |   |    |     |   |    |                   |           |               |               | 1uF - 22uF    |
|              |             |                     | 35                  |             |   |    |     |   |    |     |   |    |                   |           |               |               | 10uF - 10uF   |
|              |             |                     | 50                  |             |   |    |     |   |    |     |   |    |                   |           |               |               | 150nF - 10uF  |
|              |             |                     | 100                 |             |   |    |     |   |    |     |   |    |                   |           |               |               | 220nF - 4.7uF |
|              |             |                     | 200                 |             |   |    |     |   |    |     |   |    |                   |           |               |               | 22nF - 22nF   |
|              |             |                     | 250                 |             |   |    |     |   |    |     |   |    |                   |           |               |               | 100nF - 100nF |
|              |             |                     | 500                 |             |   |    |     |   |    |     |   |    |                   |           |               |               | 10nF - 22nF   |
|              |             |                     | 630                 |             |   |    |     |   |    |     |   |    |                   |           |               |               | 22nF - 47nF   |
|              |             |                     | 1000                |             |   |    |     |   |    |     |   |    |                   |           |               |               | 22nF - 22nF   |
| 2000         |             |                     |                     |             |   |    |     |   |    |     |   |    |                   | 1nF - 1nF |               |               |               |
| High Level I | X7S (125°C) | 0201/0603           | 6                   |             |   |    |     |   |    |     |   |    |                   |           |               | 100nF - 100nF |               |
|              |             |                     | 10                  |             |   |    |     |   |    |     |   |    |                   |           |               | 100nF - 100nF |               |
|              |             |                     | 16                  |             |   |    |     |   |    |     |   |    |                   |           |               | 100nF - 100nF |               |
|              |             | 0402/1005           | 6                   |             |   |    |     |   |    |     |   |    |                   |           |               |               | 1uF - 1uF     |
|              |             |                     | 10                  |             |   |    |     |   |    |     |   |    |                   |           |               |               | 1uF - 1uF     |
|              |             |                     | 50                  |             |   |    |     |   |    |     |   |    |                   |           |               |               | 33nF - 100nF  |
|              |             | 0603/1608           | 6                   |             |   |    |     |   |    |     |   |    |                   |           |               |               | 1uF - 1uF     |
|              |             |                     | 10                  |             |   |    |     |   |    |     |   |    |                   |           |               |               | 1uF - 1uF     |
|              |             |                     | 16                  |             |   |    |     |   |    |     |   |    |                   |           |               |               | 680nF - 4.7uF |
|              |             | 0805/2012           | 25                  |             |   |    |     |   |    |     |   |    |                   |           |               |               | 2.2uF - 2.2uF |
|              |             |                     | 16                  |             |   |    |     |   |    |     |   |    |                   |           |               |               | 4.7uF - 10uF  |
|              |             |                     | 25                  |             |   |    |     |   |    |     |   |    |                   |           |               |               | 2.2uF - 10uF  |
| 1206/3216    | 100         |                     |                     |             |   |    |     |   |    |     |   |    |                   |           | 1uF - 1uF     |               |               |
|              | 4           |                     |                     |             |   |    |     |   |    |     |   |    |                   |           | 47uF - 47uF   |               |               |
|              | 25          |                     |                     |             |   |    |     |   |    |     |   |    |                   |           | 10uF - 10uF   |               |               |
| 1210/3225    | 4           |                     |                     |             |   |    |     |   |    |     |   |    |                   |           | 100uF - 100uF |               |               |
|              | 6           |                     |                     |             |   |    |     |   |    |     |   |    |                   |           | 100uF - 100uF |               |               |
|              | 25          |                     |                     |             |   |    |     |   |    |     |   |    |                   |           | 22uF - 22uF   |               |               |
|              | 50          |                     |                     |             |   |    |     |   |    |     |   |    |                   |           | 10uF - 10uF   |               |               |
|              | 100         |                     |                     |             |   |    |     |   |    |     |   |    |                   |           | 4.7uF - 10uF  |               |               |
| High Level I | X7T (125°C) | 01005/0402          | 2                   |             |   |    |     |   |    |     |   |    |                   |           |               | 470nF - 470nF |               |
|              |             |                     | 6                   |             |   |    |     |   |    |     |   |    |                   |           |               | 220nF - 220nF |               |
|              |             | 0201/0603           | 10                  |             |   |    |     |   |    |     |   |    |                   |           |               |               | 10nF - 10nF   |
|              |             |                     | 2                   |             |   |    |     |   |    |     |   |    |                   |           |               |               | 100nF - 220nF |
|              |             | 0402/1005           | 4                   |             |   |    |     |   |    |     |   |    |                   |           |               |               | 10uF - 10uF   |
|              |             |                     | 10                  |             |   |    |     |   |    |     |   |    |                   |           |               |               | 2.2uF - 2.2uF |
|              |             |                     | 16                  |             |   |    |     |   |    |     |   |    |                   |           |               |               | 2.2uF - 2.2uF |
|              |             | 0603/1608           | 6                   |             |   |    |     |   |    |     |   |    |                   |           |               |               | 4.7uF - 10uF  |
|              |             |                     | 10                  |             |   |    |     |   |    |     |   |    |                   |           |               |               | 1uF - 10uF    |
|              |             | 0805/2012           | 6                   |             |   |    |     |   |    |     |   |    |                   |           |               |               | 22uF - 22uF   |
|              |             |                     | 10                  |             |   |    |     |   |    |     |   |    |                   |           |               |               | 22uF - 22uF   |
|              |             | 1206/3216           | 35                  |             |   |    |     |   |    |     |   |    |                   |           |               |               | 10uF - 10uF   |
| 1210/3225    | 6           |                     |                     |             |   |    |     |   |    |     |   |    |                   |           | 22uF - 47uF   |               |               |



# Normal Capacitors\_High Level I

## Product Lineup (COG)

Size Code (inch/mm) : 0201/0603

| No. | Thickness Max. (mm) | Rated Voltage (Vdc) | TCC | Capacitance | Capacitance Tolerance | Part Number     |
|-----|---------------------|---------------------|-----|-------------|-----------------------|-----------------|
| 1   | 0.33                | 25                  | COG | 10pF        | ±5%                   | CL03C100JA3NNW# |
| 2   | 0.33                | 25                  | COG | 33pF        | ±5%                   | CL03C330JA3NNW# |
| 3   | 0.33                | 25                  | COG | 100pF       | ±5%                   | CL03C101JA3NNW# |
| 4   | 0.33                | 50                  | COG | 33pF        | ±5%                   | CL03C330JB3NNW# |
| 5   | 0.33                | 50                  | COG | 47pF        | ±5%                   | CL03C470JB3NNW# |

Size Code (inch/mm) : 0402/1005

| No. | Thickness Max. (mm) | Rated Voltage (Vdc) | TCC | Capacitance | Capacitance Tolerance | Part Number     |
|-----|---------------------|---------------------|-----|-------------|-----------------------|-----------------|
| 1   | 0.55                | 25                  | COG | 100pF       | ±5%                   | CL05C101JA5NNW# |
| 2   | 0.55                | 25                  | COG | 220pF       | ±5%                   | CL05C221JA5NNW# |
| 3   | 0.55                | 50                  | COG | 0.5pF       | ±0.25pF               | CL05C0R5CB5NNW# |
| 4   | 0.55                | 50                  | COG | 1.3pF       | ±0.25pF               | CL05CR75CB5NNW# |
| 5   | 0.55                | 50                  | COG | 2pF         | ±0.25pF               | CL05C1R3CB5NNW# |
| 6   | 0.55                | 50                  | COG | 2.2pF       | ±0.25pF               | CL05C020CB5NNW# |
| 7   | 0.55                | 50                  | COG | 2.4pF       | ±0.1pF                | CL05C2R2CB5NNW# |
| 8   | 0.55                | 50                  | COG | 4pF         | ±0.25pF               | CL05C2R4BB5NNW# |
| 9   | 0.55                | 50                  | COG | 4.3pF       | ±0.25pF               | CL05C040CB5NNW# |
| 10  | 0.55                | 50                  | COG | 4.7pF       | ±0.25pF               | CL05C4R3CB5NNW# |
| 11  | 0.55                | 50                  | COG | 5.6pF       | ±0.25pF               | CL05C4R7CB5NNW# |
| 12  | 0.55                | 50                  | COG | 0.75pF      | ±0.25pF               | CL05C5R6CB5NNW# |
| 13  | 0.55                | 50                  | COG | 8.2pF       | ±0.25pF               | CL05C8R2CB5NNW# |
| 14  | 0.55                | 50                  | COG | 9pF         | ±0.25pF               | CL05C090CB5NNW# |
| 15  | 0.55                | 50                  | COG | 10pF        | ±5%                   | CL05C100JB5NNW# |
| 16  | 0.55                | 50                  | COG | 12pF        | ±0.25pF               | CL05C120CB5NNW# |
| 17  | 0.55                | 50                  | COG | 12pF        | ±5%                   | CL05C120JB5NNW# |
| 18  | 0.55                | 50                  | COG | 15pF        | ±0.25pF               | CL05C150CB5NNW# |
| 19  | 0.55                | 50                  | COG | 15pF        | ±5%                   | CL05C150JB5NNW# |
| 20  | 0.55                | 50                  | COG | 18pF        | ±1%                   | CL05C180FB5NNW# |
| 21  | 0.55                | 50                  | COG | 18pF        | ±5%                   | CL05C180JB5NNW# |
| 22  | 0.55                | 50                  | COG | 20pF        | ±5%                   | CL05C200JB5NNW# |
| 23  | 0.55                | 50                  | COG | 22pF        | ±5%                   | CL05C220JB5NNW# |
| 24  | 0.55                | 50                  | COG | 24pF        | ±5%                   | CL05C240JB5NNW# |
| 25  | 0.55                | 50                  | COG | 27pF        | ±5%                   | CL05C270JB5NNW# |



# Normal Capacitors\_High Level I

Size Code (inch/mm) : 0402/1005

| No. | Thickness Max. (mm) | Rated Voltage (Vdc) | TCC | Capacitance | Capacitance Tolerance | Part Number     |
|-----|---------------------|---------------------|-----|-------------|-----------------------|-----------------|
| 26  | 0.55                | 50                  | COG | 33pF        | ±5%                   | CL05C330JB5NNW# |
| 27  | 0.55                | 50                  | COG | 39pF        | ±5%                   | CL05C390JB5NNW# |
| 28  | 0.55                | 50                  | COG | 47pF        | ±1%                   | CL05C470FB5NNW# |
| 29  | 0.55                | 50                  | COG | 47pF        | ±5%                   | CL05C470JB5NNW# |
| 30  | 0.55                | 50                  | COG | 56pF        | ±5%                   | CL05C560JB5NNW# |
| 31  | 0.55                | 50                  | COG | 68pF        | ±5%                   | CL05C680JB5NNW# |
| 32  | 0.55                | 50                  | COG | 82pF        | ±5%                   | CL05C820JB5NNW# |
| 33  | 0.55                | 50                  | COG | 100pF       | ±1%                   | CL05C101FB5NNW# |
| 34  | 0.55                | 50                  | COG | 100pF       | ±5%                   | CL05C101JB5NNW# |
| 35  | 0.55                | 50                  | COG | 150pF       | ±5%                   | CL05C151JB5NNW# |
| 36  | 0.55                | 50                  | COG | 180pF       | ±5%                   | CL05C181JB5NNW# |
| 37  | 0.55                | 50                  | COG | 220pF       | ±5%                   | CL05C221JB5NNW# |
| 38  | 0.55                | 50                  | COG | 270pF       | ±5%                   | CL05C271JB5NNW# |
| 39  | 0.55                | 50                  | COG | 330pF       | ±5%                   | CL05C331JB5NNW# |
| 40  | 0.55                | 50                  | COG | 390pF       | ±5%                   | CL05C391JB5NNW# |
| 41  | 0.55                | 50                  | COG | 470pF       | ±5%                   | CL05C471JB5NNW# |
| 42  | 0.55                | 50                  | COG | 560pF       | ±5%                   | CL05C561JB5NNW# |
| 43  | 0.55                | 50                  | COG | 680pF       | ±5%                   | CL05C681JB5NNW# |
| 44  | 0.55                | 50                  | COG | 820pF       | ±5%                   | CL05C821JB5NNW# |
| 45  | 0.55                | 50                  | COG | 1nF         | ±5%                   | CL05C102JB5NNW# |

Size Code (inch/mm) : 0603/1608


| No. | Thickness Max. (mm) | Rated Voltage (Vdc) | TCC | Capacitance | Capacitance Tolerance | Part Number     |
|-----|---------------------|---------------------|-----|-------------|-----------------------|-----------------|
| 1   | 0.90                | 25                  | COG | 680pF       | ±5%                   | CL10C681JA8NNW# |
| 2   | 0.90                | 25                  | COG | 1.5nF       | ±2%                   | CL10C152GA8NNW# |
| 3   | 0.90                | 50                  | COG | 1pF         | ±0.25pF               | CL10C010CB8NNW# |
| 4   | 0.90                | 50                  | COG | 1.8pF       | ±0.25pF               | CL10C1R8CB8NNW# |
| 5   | 0.90                | 50                  | COG | 2.2pF       | ±0.1pF                | CL10C2R2BB8NNW# |
| 6   | 0.90                | 50                  | COG | 2.2pF       | ±0.25pF               | CL10C2R2CB8NNW# |
| 7   | 0.90                | 50                  | COG | 3.3pF       | ±0.25pF               | CL10C3R3CB8NNW# |
| 8   | 0.90                | 50                  | COG | 3.9pF       | ±0.1pF                | CL10C3R9BB8NNW# |
| 9   | 0.90                | 50                  | COG | 3.9pF       | ±0.25pF               | CL10C3R9CB8NNW# |
| 10  | 0.90                | 50                  | COG | 4.7pF       | ±0.1pF                | CL10C4R7BB8NNW# |
| 11  | 0.90                | 50                  | COG | 4.7pF       | ±0.25pF               | CL10C4R7CB8NNW# |
| 12  | 0.90                | 50                  | COG | 5pF         | ±0.1pF                | CL10C050BB8NNW# |
| 13  | 0.90                | 50                  | COG | 5.6pF       | ±0.25pF               | CL10C5R6CB8NNW# |
| 14  | 0.90                | 50                  | COG | 6.2pF       | ±0.25pF               | CL10C6R2CB8NNW# |
| 15  | 0.90                | 50                  | COG | 6.8pF       | ±0.25pF               | CL10C6R8CB8NNW# |
| 16  | 0.90                | 50                  | COG | 8.2pF       | ±0.25pF               | CL10C8R2CB8NNW# |
| 17  | 0.90                | 50                  | COG | 10pF        | ±0.25pF               | CL10C100CB8NNW# |
| 18  | 0.90                | 50                  | COG | 10pF        | ±5%                   | CL10C100JB8NNW# |
| 19  | 0.90                | 50                  | COG | 10pF        | ±10%                  | CL10C100KB8NNW# |
| 20  | 0.90                | 50                  | COG | 12pF        | ±5%                   | CL10C120JB8NNW# |



# Normal Capacitors\_High Level I

Size Code (inch/mm) : 0603/1608

| No. | Thickness Max. (mm) | Rated Voltage (Vdc) | TCC | Capacitance | Capacitance Tolerance | Part Number     |
|-----|---------------------|---------------------|-----|-------------|-----------------------|-----------------|
| 21  | 0.90                | 50                  | COG | 15pF        | ±1%                   | CL10C150FB8NNW# |
| 22  | 0.90                | 50                  | COG | 15pF        | ±5%                   | CL10C150JB8NNW# |
| 23  | 0.90                | 50                  | COG | 18pF        | ±5%                   | CL10C180JB8NNW# |
| 24  | 0.90                | 50                  | COG | 22pF        | ±1%                   | CL10C220FB8NNW# |
| 25  | 0.90                | 50                  | COG | 22pF        | ±2%                   | CL10C220GB8NNW# |
| 26  | 0.90                | 50                  | COG | 22pF        | ±5%                   | CL10C220JB8NNW# |
| 27  | 0.90                | 50                  | COG | 33pF        | ±5%                   | CL10C330JB8NNW# |
| 28  | 0.90                | 50                  | COG | 39pF        | ±5%                   | CL10C390JB8NNW# |
| 29  | 0.90                | 50                  | COG | 47pF        | ±1%                   | CL10C470FB8NNW# |
| 30  | 0.90                | 50                  | COG | 47pF        | ±5%                   | CL10C470JB8NNW# |
| 31  | 0.90                | 50                  | COG | 47pF        | ±10%                  | CL10C470KB8NNW# |
| 32  | 0.90                | 50                  | COG | 56pF        | ±5%                   | CL10C560JB8NNW# |
| 33  | 0.90                | 50                  | COG | 68pF        | ±5%                   | CL10C680JB8NNW# |
| 34  | 0.90                | 50                  | COG | 82pF        | ±5%                   | CL10C820JB8NNW# |
| 35  | 0.90                | 50                  | COG | 100pF       | ±5%                   | CL10C101JB8NNW# |
| 36  | 0.90                | 50                  | COG | 100pF       | ±10%                  | CL10C101KB8NNW# |
| 37  | 0.90                | 50                  | COG | 120pF       | ±5%                   | CL10C121JB8NNW# |
| 38  | 0.90                | 50                  | COG | 150pF       | ±5%                   | CL10C151JB8NNW# |
| 39  | 0.90                | 50                  | COG | 180pF       | ±5%                   | CL10C181JB8NNW# |
| 40  | 0.90                | 50                  | COG | 200pF       | ±5%                   | CL10C201JB8NNW# |
| 41  | 0.90                | 50                  | COG | 220pF       | ±5%                   | CL10C221JB8NNW# |
| 42  | 0.90                | 50                  | COG | 270pF       | ±5%                   | CL10C271JB8NNW# |
| 43  | 0.90                | 50                  | COG | 330pF       | ±5%                   | CL10C331JB8NNW# |
| 44  | 0.90                | 50                  | COG | 390pF       | ±5%                   | CL10C391JB8NNW# |
| 45  | 0.90                | 50                  | COG | 470pF       | ±5%                   | CL10C471JB8NNW# |
| 46  | 0.90                | 50                  | COG | 560pF       | ±5%                   | CL10C561JB8NNW# |
| 47  | 0.90                | 50                  | COG | 680pF       | ±5%                   | CL10C681JB8NNW# |
| 48  | 0.90                | 50                  | COG | 820pF       | ±5%                   | CL10C821JB8NNW# |
| 49  | 0.90                | 50                  | COG | 1nF         | ±5%                   | CL10C102JB8NNW# |
| 50  | 0.90                | 50                  | COG | 1.2nF       | ±5%                   | CL10C122JB8NNW# |
| 51  | 0.90                | 50                  | COG | 1.5nF       | ±5%                   | CL10C152JB8NNW# |
| 52  | 0.90                | 50                  | COG | 2.2nF       | ±5%                   | CL10C222JB8NNW# |
| 53  | 0.90                | 100                 | COG | 10pF        | ±5%                   | CL10C100JC8NNW# |
| 54  | 0.90                | 100                 | COG | 33pF        | ±5%                   | CL10C330JC8NNW# |
| 55  | 0.90                | 100                 | COG | 100pF       | ±5%                   | CL10C101JC8NNW# |
| 56  | 0.90                | 100                 | COG | 150pF       | ±5%                   | CL10C151JC8NNW# |
| 57  | 0.90                | 100                 | COG | 220pF       | ±5%                   | CL10C221JC8NNW# |
| 58  | 0.90                | 100                 | COG | 270pF       | ±5%                   | CL10C271JC8NNW# |
| 59  | 0.90                | 100                 | COG | 330pF       | ±5%                   | CL10C331JC8NNW# |



# Normal Capacitors\_High Level I

Size Code (inch/mm) : 0805/2012

| No. | Thickness Max. (mm) | Rated Voltage (Vdc) | TCC | Capacitance | Capacitance Tolerance | Part Number     |
|-----|---------------------|---------------------|-----|-------------|-----------------------|-----------------|
| 1   | 0.75                | 50                  | COG | 33pF        | ±5%                   | CL21C330JBANNW# |
| 2   | 0.75                | 50                  | COG | 100pF       | ±2%                   | CL21C101GBANNW# |
| 3   | 0.75                | 50                  | COG | 100pF       | ±5%                   | CL21C101JBANNW# |
| 4   | 0.75                | 50                  | COG | 150pF       | ±5%                   | CL21C151JBANNW# |
| 5   | 0.75                | 50                  | COG | 220pF       | ±5%                   | CL21C221JBANNW# |
| 6   | 0.75                | 50                  | COG | 270pF       | ±5%                   | CL21C271JBANNW# |
| 7   | 0.75                | 50                  | COG | 330pF       | ±5%                   | CL21C331JBANNW# |
| 8   | 0.75                | 50                  | COG | 390pF       | ±5%                   | CL21C391JBANNW# |
| 9   | 0.75                | 50                  | COG | 470pF       | ±5%                   | CL21C471JBANNW# |
| 10  | 0.75                | 50                  | COG | 560pF       | ±5%                   | CL21C561JBANNW# |
| 11  | 0.75                | 50                  | COG | 680pF       | ±5%                   | CL21C681JBANNW# |
| 12  | 0.95                | 50                  | COG | 680pF       | ±5%                   | CL21C681JBCNNW# |
| 13  | 0.95                | 50                  | COG | 1nF         | ±5%                   | CL21C102JBCNNW# |
| 14  | 1.35                | 50                  | COG | 1.5nF       | ±5%                   | CL21C152JBFNNW# |
| 15  | 1.35                | 50                  | COG | 2.2nF       | ±5%                   | CL21C222JBFNNW# |
| 16  | 1.35                | 50                  | COG | 2.7nF       | ±5%                   | CL21C272JBFNNW# |
| 17  | 1.35                | 50                  | COG | 3.3nF       | ±5%                   | CL21C332JBFNNW# |
| 18  | 1.35                | 50                  | COG | 4.7nF       | ±5%                   | CL21C472JBFNNW# |
| 19  | 1.35                | 50                  | COG | 10nF        | ±5%                   | CL21C103JBFNNW# |
| 20  | 0.75                | 100                 | COG | 330pF       | ±5%                   | CL21C331JCANNW# |
| 21  | 0.95                | 100                 | COG | 470pF       | ±5%                   | CL21C471JCCNNW# |
| 22  | 0.95                | 100                 | COG | 680pF       | ±5%                   | CL21C681JCCNNW# |
| 23  | 1.35                | 100                 | COG | 1nF         | ±5%                   | CL21C102JCFNNW# |
| 24  | 0.95                | 200                 | COG | 220pF       | ±5%                   | CL21C221JDCNNW# |
| 25  | 0.95                | 250                 | COG | 10pF        | ±5%                   | CL21C100JECNNW# |



# Normal Capacitors\_High Level I

Size Code (inch/mm) : 1206/3216, 1210/3225

| No. | Thickness Max. (mm) | Rated Voltage (Vdc) | TCC | Capacitance | Capacitance Tolerance | Part Number     |
|-----|---------------------|---------------------|-----|-------------|-----------------------|-----------------|
| 1   | 1.40                | 25                  | COG | 10nF        | ±2%                   | CL31C103GAFNNW# |
| 2   | 1.40                | 25                  | COG | 10nF        | ±5%                   | CL31C103JAFNNW# |
| 3   | 1.00                | 50                  | COG | 1nF         | ±5%                   | CL31C102JBCNNW# |
| 4   | 1.00                | 50                  | COG | 1.5nF       | ±2%                   | CL31C152GBCNNW# |
| 5   | 1.40                | 50                  | COG | 3.3nF       | ±5%                   | CL31C332JBFNNW# |
| 6   | 1.80                | 50                  | COG | 27nF        | ±5%                   | CL31C273JBHNNW# |
| 7   | 1.80                | 50                  | COG | 33nF        | ±5%                   | CL31C333JBHNNW# |
| 8   | 1.00                | 100                 | COG | 680pF       | ±5%                   | CL31C681JCCNNW# |
| 9   | 1.00                | 100                 | COG | 1nF         | ±5%                   | CL31C102JCCNNW# |
| 10  | 1.00                | 100                 | COG | 1nF         | ±10%                  | CL31C102KCCNNW# |
| 11  | 1.40                | 500                 | COG | 10pF        | ±5%                   | CL31C100JGFNNW# |
| 12  | 1.40                | 500                 | COG | 39pF        | ±5%                   | CL31C390JGFNNW# |
| 13  | 1.40                | 500                 | COG | 47pF        | ±5%                   | CL31C470JGFNNW# |
| 14  | 1.40                | 500                 | COG | 100pF       | ±2%                   | CL31C101GGFNNW# |
| 15  | 1.40                | 630                 | COG | 10pF        | ±5%                   | CL31C100JHFNNW# |
| 16  | 1.40                | 630                 | COG | 22pF        | ±5%                   | CL31C220JHFNNW# |
| 17  | 1.40                | 630                 | COG | 100pF       | ±5%                   | CL31C101JHFNNW# |
| 18  | 1.40                | 630                 | COG | 150pF       | ±5%                   | CL31C151JHFNNW# |
| 19  | 1.40                | 630                 | COG | 220pF       | ±5%                   | CL31C221JHFNNW# |
| 20  | 1.80                | 630                 | COG | 10nF        | ±5%                   | CL31C103JHHNNW# |
| 21  | 2.70                | 100                 | COG | 47nF        | ±5%                   | CL32C473JCJNNW# |
| 22  | 2.70                | 630                 | COG | 22nF        | ±5%                   | CL32C223JHJNNW# |
| 23  | 2.70                | 630                 | COG | 33nF        | ±5%                   | CL32C333JHJNNW# |
| 24  | 2.80                | 1000                | COG | 22nF        | ±5%                   | CL32C223JIVNNW# |

## Product Lineup (X5R)

Size Code (inch/mm) : 0201/0603

| No. | Thickness Max. (mm) | Rated Voltage (Vdc) | TCC | Capacitance | Capacitance Tolerance | Part Number     |
|-----|---------------------|---------------------|-----|-------------|-----------------------|-----------------|
| 1   | 0.33                | 6.3                 | X5R | 10nF        | ±10%                  | CL03A103KQ3NNW# |
| 2   | 0.33                | 6.3                 | X5R | 100nF       | ±10%                  | CL03A104KQ3N3W# |
| 3   | 0.33                | 6.3                 | X5R | 100nF       | ±10%                  | CL03A104KQ3NNW# |
| 4   | 0.33                | 6.3                 | X5R | 470nF       | ±20%                  | CL03A474MQ3NNW# |
| 5   | 0.39                | 6.3                 | X5R | 2.2uF       | ±20%                  | CL03A225MQ3CRW# |
| 6   | 0.33                | 10                  | X5R | 2.2nF       | ±10%                  | CL03A222KP3NNW# |
| 7   | 0.33                | 10                  | X5R | 4.7nF       | ±10%                  | CL03A472KP3NNW# |
| 8   | 0.33                | 10                  | X5R | 10nF        | ±10%                  | CL03A103KP3NNW# |
| 9   | 0.33                | 10                  | X5R | 100nF       | ±10%                  | CL03A104KP3NNW# |
| 10  | 0.33                | 10                  | X5R | 100nF       | ±20%                  | CL03A104MP3NNW# |
| 11  | 0.33                | 25                  | X5R | 100nF       | ±10%                  | CL03A104KA3NNW# |



# Normal Capacitors\_High Level I

Size Code (inch/mm) : 0402/1005

| No. | Thickness Max. (mm) | Rated Voltage (Vdc) | TCC | Capacitance | Capacitance Tolerance | Part Number     |
|-----|---------------------|---------------------|-----|-------------|-----------------------|-----------------|
| 1   | 0.55                | 4                   | X5R | 2.2uF       | ±20%                  | CL05A225MR5NNW# |
| 2   | 0.65                | 4                   | X5R | 4.7uF       | ±20%                  | CL05A475MR5NRW# |
| 3   | 0.55                | 6.3                 | X5R | 100nF       | ±10%                  | CL05A104KQ5NNW# |
| 4   | 0.55                | 6.3                 | X5R | 220nF       | ±10%                  | CL05A224KQ5NNW# |
| 5   | 0.55                | 6.3                 | X5R | 470nF       | ±10%                  | CL05A474KQ5NNW# |
| 6   | 0.55                | 6.3                 | X5R | 1uF         | ±10%                  | CL05A105KQ5NNW# |
| 7   | 0.55                | 6.3                 | X5R | 1uF         | ±20%                  | CL05A105MQ5NNW# |
| 8   | 0.55                | 6.3                 | X5R | 2.2uF       | ±20%                  | CL05A225MQ5NNW# |
| 9   | 0.65                | 6.3                 | X5R | 4.7uF       | ±20%                  | CL05A475MQ5NRW# |
| 10  | 0.70                | 6.3                 | X5R | 10uF        | ±20%                  | CL05A106MQ5NUW# |
| 11  | 0.55                | 10                  | X5R | 100nF       | ±10%                  | CL05A104KP5NNW# |
| 12  | 0.55                | 10                  | X5R | 220nF       | ±10%                  | CL05A224KP5NNW# |
| 13  | 0.55                | 10                  | X5R | 1uF         | ±10%                  | CL05A105KP5NNW# |
| 14  | 0.60                | 10                  | X5R | 1uF         | ±10%                  | CL05A105KP5NQW# |
| 15  | 0.70                | 10                  | X5R | 10uF        | ±20%                  | CL05A106MP5IUW# |
| 16  | 0.55                | 16                  | X5R | 100nF       | ±10%                  | CL05A104K05NNW# |
| 17  | 0.55                | 16                  | X5R | 220nF       | ±10%                  | CL05A224K05NNW# |
| 18  | 0.55                | 16                  | X5R | 470nF       | ±10%                  | CL05A474K05NNW# |
| 19  | 0.55                | 16                  | X5R | 1uF         | ±10%                  | CL05A105K05NNW# |
| 20  | 0.60                | 16                  | X5R | 1uF         | ±10%                  | CL05A105K05NQW# |
| 21  | 0.55                | 16                  | X5R | 1uF         | ±10%                  | CL05A105K05QNW# |
| 22  | 0.60                | 16                  | X5R | 1uF         | ±20%                  | CL05A105M05NQW# |
| 23  | 0.55                | 25                  | X5R | 100nF       | ±10%                  | CL05A104KA5NNW# |
| 24  | 0.55                | 25                  | X5R | 220nF       | ±10%                  | CL05A224KA5NNW# |
| 25  | 0.55                | 25                  | X5R | 470nF       | ±10%                  | CL05A474KA5NNW# |
| 26  | 0.60                | 25                  | X5R | 1uF         | ±10%                  | CL05A105KA5NQW# |
| 27  | 0.65                | 35                  | X5R | 1uF         | ±10%                  | CL05A105KL5NRW# |



# Normal Capacitors\_High Level I

Size Code (inch/mm) : 0603/1608

| No. | Thickness Max. (mm) | Rated Voltage (Vdc) | TCC | Capacitance | Capacitance Tolerance | Part Number     |
|-----|---------------------|---------------------|-----|-------------|-----------------------|-----------------|
| 1   | 0.95                | 4Vdc                | X5R | 22uF        | ±20%                  | CL10A226MR8NQW# |
| 2   | 1.05                | 4Vdc                | X5R | 22uF        | ±20%                  | CL10A226MR8NUW# |
| 3   | 1.00                | 4Vdc                | X5R | 22uF        | ±20%                  | CL10A226MR8QRW# |
| 4   | 1.00                | 4Vdc                | X5R | 47uF        | ±20%                  | CL10A476MR8NRW# |
| 5   | 0.90                | 6.3Vdc              | X5R | 1uF         | ±10%                  | CL10A105KQ8NNW# |
| 6   | 0.90                | 6.3Vdc              | X5R | 2.2uF       | ±10%                  | CL10A225KQ8NNW# |
| 7   | 0.90                | 6.3Vdc              | X5R | 4.7uF       | ±10%                  | CL10A475KQ8NNW# |
| 8   | 0.90                | 6.3Vdc              | X5R | 4.7uF       | ±20%                  | CL10A475MQ8NNW# |
| 9   | 0.95                | 6.3Vdc              | X5R | 4.7uF       | ±20%                  | CL10A475MQ8NQW# |
| 10  | 0.90                | 6.3Vdc              | X5R | 10uF        | ±10%                  | CL10A106KQ8NNW# |
| 11  | 0.90                | 6.3Vdc              | X5R | 10uF        | ±20%                  | CL10A106MQ8NNW# |
| 12  | 0.90                | 10Vdc               | X5R | 470nF       | ±10%                  | CL10A474KP8NNW# |
| 13  | 0.90                | 10Vdc               | X5R | 1uF         | ±10%                  | CL10A105KP8NNW# |
| 14  | 0.90                | 10Vdc               | X5R | 2.2uF       | ±10%                  | CL10A225KP8NNW# |
| 15  | 0.90                | 10Vdc               | X5R | 4.7uF       | ±10%                  | CL10A475KP8NNW# |
| 16  | 0.95                | 10Vdc               | X5R | 10uF        | ±10%                  | CL10A106KP8NQW# |
| 17  | 0.95                | 10Vdc               | X5R | 10uF        | ±20%                  | CL10A106MP8NQW# |
| 18  | 0.90                | 16Vdc               | X5R | 1uF         | ±10%                  | CL10A105K08NNW# |
| 19  | 0.90                | 16Vdc               | X5R | 2.2uF       | ±10%                  | CL10A225K08NNW# |
| 20  | 0.95                | 16Vdc               | X5R | 4.7uF       | ±10%                  | CL10A475K08NQW# |
| 21  | 0.90                | 25Vdc               | X5R | 220nF       | ±10%                  | CL10A224KA8NNW# |
| 22  | 0.90                | 25Vdc               | X5R | 470nF       | ±10%                  | CL10A474KA8NNW# |
| 23  | 0.90                | 25Vdc               | X5R | 1uF         | ±10%                  | CL10A105KA8NNW# |
| 24  | 0.90                | 25Vdc               | X5R | 2.2uF       | ±10%                  | CL10A225KA8NNW# |
| 25  | 0.90                | 35Vdc               | X5R | 1uF         | ±10%                  | CL10A105KL8NNW# |
| 26  | 0.90                | 50Vdc               | X5R | 220nF       | ±10%                  | CL10A224KB8NNW# |
| 27  | 0.90                | 50Vdc               | X5R | 1uF         | ±10%                  | CL10A105KB8NNW# |

Size Code (inch/mm) : 0805/2012

| No. | Thickness Max. (mm) | Rated Voltage (Vdc) | TCC | Capacitance | Capacitance Tolerance | Part Number     |
|-----|---------------------|---------------------|-----|-------------|-----------------------|-----------------|
| 1   | 1.45                | 2.5                 | X5R | 100uF       | ±20%                  | CL21A107MSYNNW# |
| 2   | 1.45                | 4                   | X5R | 47uF        | ±20%                  | CL21A476MRYNNW# |
| 3   | 1.45                | 4                   | X5R | 100uF       | ±20%                  | CL21A107MRYNNW# |
| 4   | 1.35                | 6.3                 | X5R | 4.7uF       | ±10%                  | CL21A475KQFNNW# |
| 5   | 1.35                | 6.3                 | X5R | 4.7uF       | ±20%                  | CL21A475MQFNNW# |
| 6   | 1.35                | 6.3                 | X5R | 10uF        | ±10%                  | CL21A106KQFNNW# |
| 7   | 1.40                | 6.3                 | X5R | 22uF        | ±20%                  | CL21A226MQQNNW# |
| 8   | 1.45                | 6.3                 | X5R | 22uF        | ±20%                  | CL21A226MQYNNW# |
| 9   | 1.45                | 6.3                 | X5R | 47uF        | ±20%                  | CL21A476MQYNNW# |
| 10  | 1.45                | 6.3                 | X5R | 100uF       | ±20%                  | CL21A107MQYNNW# |
| 11  | 1.35                | 10                  | X5R | 2.2uF       | ±10%                  | CL21A225KPFNNW# |
| 12  | 1.35                | 10                  | X5R | 4.7uF       | ±10%                  | CL21A475KPFNNW# |
| 13  | 1.35                | 10                  | X5R | 10uF        | ±10%                  | CL21A106KPFNNW# |
| 14  | 1.35                | 10                  | X5R | 10uF        | ±20%                  | CL21A106MPFNNW# |
| 15  | 1.40                | 10                  | X5R | 10uF        | ±20%                  | CL21A106MPQNNW# |
| 16  | 1.45                | 10                  | X5R | 22uF        | ±20%                  | CL21A226MPYNNW# |
| 17  | 1.45                | 10                  | X5R | 47uF        | ±20%                  | CL21A476MPYNNW# |



# Normal Capacitors\_High Level I

Size Code (inch/mm) : 0805/2012

| No. | Thickness Max. (mm) | Rated Voltage (Vdc) | TCC | Capacitance | Capacitance Tolerance | Part Number      |
|-----|---------------------|---------------------|-----|-------------|-----------------------|------------------|
| 18  | 1.35                | 16                  | X5R | 10uF        | ±10%                  | CL21A106KOFNNW#  |
| 19  | 1.40                | 16                  | X5R | 10uF        | ±10%                  | CL21A106KQOQNNW# |
| 20  | 1.45                | 16                  | X5R | 22uF        | ±20%                  | CL21A226MOYNNW#  |
| 21  | 1.35                | 25                  | X5R | 2.2uF       | ±10%                  | CL21A225KAFNNW#  |
| 22  | 1.35                | 25                  | X5R | 4.7uF       | ±10%                  | CL21A475KAFNNW#  |
| 23  | 1.40                | 25                  | X5R | 4.7uF       | ±10%                  | CL21A475KAQNNW#  |
| 24  | 1.45                | 25                  | X5R | 10uF        | ±10%                  | CL21A106KAYQNNW# |
| 25  | 1.45                | 25                  | X5R | 10uF        | ±20%                  | CL21A106MAYQNNW# |
| 26  | 1.45                | 25                  | X5R | 22uF        | ±20%                  | CL21A226MAYNNW#  |

Size Code (inch/mm) : 1206/3216

| No. | Thickness Max. (mm) | Rated Voltage (Vdc) | TCC | Capacitance | Capacitance Tolerance | Part Number     |
|-----|---------------------|---------------------|-----|-------------|-----------------------|-----------------|
| 1   | 1.90                | 4                   | X5R | 100uF       | ±20%                  | CL31A107MRKNNW# |
| 2   | 1.80                | 6.3                 | X5R | 10uF        | ±10%                  | CL31A106KQHNNW# |
| 3   | 1.80                | 6.3                 | X5R | 22uF        | ±10%                  | CL31A226KQHNNW# |
| 4   | 1.80                | 6.3                 | X5R | 22uF        | ±20%                  | CL31A226MQHNNW# |
| 5   | 1.80                | 6.3                 | X5R | 47uF        | ±10%                  | CL31A476KQHNNW# |
| 6   | 1.80                | 6.3                 | X5R | 47uF        | ±20%                  | CL31A476MQHNNW# |
| 7   | 1.90                | 6.3                 | X5R | 100uF       | ±20%                  | CL31A107MQKNNW# |
| 8   | 1.80                | 10                  | X5R | 22uF        | ±10%                  | CL31A226KPHNNW# |
| 9   | 1.80                | 10                  | X5R | 22uF        | ±20%                  | CL31A226MPHNNW# |
| 10  | 1.80                | 10                  | X5R | 47uF        | ±10%                  | CL31A476KPHNNW# |
| 11  | 1.90                | 10                  | X5R | 100uF       | ±20%                  | CL31A107MPKNNW# |
| 12  | 1.80                | 16                  | X5R | 22uF        | ±10%                  | CL31A226KOHNNW# |
| 13  | 1.80                | 16                  | X5R | 22uF        | ±20%                  | CL31A226MOHNNW# |
| 14  | 1.80                | 25                  | X5R | 4.7uF       | ±10%                  | CL31A475KAHNNW# |
| 15  | 1.80                | 25                  | X5R | 10uF        | ±10%                  | CL31A106KAHNNW# |
| 16  | 1.80                | 25                  | X5R | 10uF        | ±20%                  | CL31A106MAHNNW# |
| 17  | 1.80                | 25                  | X5R | 22uF        | ±10%                  | CL31A226KAHNNW# |
| 18  | 1.80                | 25                  | X5R | 22uF        | ±20%                  | CL31A226MAHNNW# |
| 19  | 1.80                | 50                  | X5R | 4.7uF       | ±10%                  | CL31A475KBHNNW# |
| 20  | 1.80                | 50                  | X5R | 10uF        | ±10%                  | CL31A106KBHNNW# |

Size Code (inch/mm) : 1210/3225

| No. | Thickness Max. (mm) | Rated Voltage (Vdc) | TCC | Capacitance | Capacitance Tolerance | Part Number     |
|-----|---------------------|---------------------|-----|-------------|-----------------------|-----------------|
| 1   | 2.70                | 6.3                 | X5R | 22uF        | ±10%                  | CL32A226KQJNNW# |
| 2   | 2.70                | 6.3                 | X5R | 22uF        | ±20%                  | CL32A226MQJNNW# |
| 3   | 2.80                | 6.3                 | X5R | 100uF       | ±20%                  | CL32A107MQVNNW# |
| 4   | 2.80                | 6.3                 | X5R | 200uF       | ±20%                  | CL32A227MQVNNW# |
| 5   | 2.70                | 10                  | X5R | 22uF        | ±10%                  | CL32A226KPJNNW# |
| 6   | 2.70                | 10                  | X5R | 22uF        | ±20%                  | CL32A226MPJNNW# |
| 7   | 2.70                | 10                  | X5R | 47uF        | ±10%                  | CL32A476KPJNNW# |
| 8   | 2.80                | 10                  | X5R | 100uF       | ±20%                  | CL32A107MPVNNW# |
| 9   | 2.70                | 16                  | X5R | 22uF        | ±10%                  | CL32A226KOJNNW# |
| 10  | 2.70                | 16                  | X5R | 47uF        | ±10%                  | CL32A476KOJNNW# |
| 11  | 2.70                | 16                  | X5R | 47uF        | ±20%                  | CL32A476MOJNNW# |
| 12  | 2.70                | 25                  | X5R | 22uF        | ±10%                  | CL32A226KAJNNW# |
| 13  | 2.70                | 25                  | X5R | 22uF        | ±20%                  | CL32A226MAJNNW# |
| 14  | 2.70                | 50                  | X5R | 10uF        | ±10%                  | CL32A106KBJNNW# |



# Normal Capacitors\_High Level I

## Product Lineup (X6S)

Size Code (inch/mm) : 0201/0603


| No. | Thickness Max. (mm) | Rated Voltage (Vdc) | TCC | Capacitance | Capacitance Tolerance | Part Number     |
|-----|---------------------|---------------------|-----|-------------|-----------------------|-----------------|
| 1   | 0.33                | 4                   | X6S | 100nF       | ±20%                  | CL03X104MR3NNW# |
| 2   | 0.33                | 6.3                 | X6S | 100nF       | ±10%                  | CL03X104KQ3NNW# |
| 3   | 0.33                | 6.3                 | X6S | 100nF       | ±20%                  | CL03X104MQ3NNW# |
| 4   | 0.39                | 6.3                 | X6S | 1µF         | ±20%                  | CL03X105MQ3CRW# |
| 5   | 0.33                | 10                  | X6S | 100nF       | ±10%                  | CL03X104KP3NNW# |
| 6   | 0.39                | 10                  | X6S | 220nF       | ±10%                  | CL03X224KP3NRW# |
| 7   | 0.39                | 10                  | X6S | 330nF       | ±10%                  | CL03X334KP3NRW# |
| 8   | 0.33                | 16                  | X6S | 100nF       | ±10%                  | CL03X104K03NNW# |
| 9   | 0.33                | 25                  | X6S | 100nF       | ±10%                  | CL03X104KA3NNW# |

Size Code (inch/mm) : 0402/1005

| No. | Thickness Max. (mm) | Rated Voltage (Vdc) | TCC | Capacitance | Capacitance Tolerance | Part Number     |
|-----|---------------------|---------------------|-----|-------------|-----------------------|-----------------|
| 1   | 0.50                | 2.5                 | X6S | 4.3µF       | ±20%                  | CL05X435MS5NWW# |
| 2   | 0.80                | 2.5                 | X6S | 22µF        | ±20%                  | CL05X226MS6NUW# |
| 3   | 0.55                | 4                   | X6S | 470nF       | ±20%                  | CL05X474MR5NNW# |
| 4   | 0.55                | 4                   | X6S | 1µF         | ±20%                  | CL05X105MR5NNW# |
| 5   | 0.70                | 4                   | X6S | 2.2µF       | ±20%                  | CL05X225MR5QUW# |
| 6   | 0.70                | 4                   | X6S | 10µF        | ±20%                  | CL05X106MR5NUW# |
| 7   | 0.80                | 4                   | X6S | 22µF        | ±20%                  | CL05X226MR6NUW# |
| 8   | 0.55                | 6.3                 | X6S | 470nF       | ±10%                  | CL05X474KQ5NNW# |
| 9   | 0.55                | 6.3                 | X6S | 1µF         | ±10%                  | CL05X105KQ5NNW# |
| 10  | 0.60                | 6.3                 | X6S | 1µF         | ±10%                  | CL05X105KQ5NQW# |
| 11  | 0.55                | 6.3                 | X6S | 1µF         | ±20%                  | CL05X105MQ5NNW# |
| 12  | 0.70                | 6.3                 | X6S | 2.2µF       | ±20%                  | CL05X225MQ5QUW# |
| 13  | 0.70                | 6.3                 | X6S | 4.7µF       | ±20%                  | CL05X475MQ5NUW# |
| 14  | 0.70                | 6.3                 | X6S | 10µF        | ±20%                  | CL05X106MQ5NUW# |
| 15  | 0.55                | 10                  | X6S | 1µF         | ±10%                  | CL05X105KP5NNW# |
| 16  | 0.55                | 10                  | X6S | 1µF         | ±20%                  | CL05X105MP5NNW# |
| 17  | 0.70                | 10                  | X6S | 2.2µF       | ±10%                  | CL05X225KP5QUW# |
| 18  | 0.70                | 10                  | X6S | 2.2µF       | ±20%                  | CL05X225MP5QUW# |
| 19  | 0.60                | 16                  | X6S | 1µF         | ±10%                  | CL05X105K05NQW# |
| 20  | 0.70                | 16                  | X6S | 2.2µF       | ±20%                  | CL05X225M05NUW# |
| 21  | 0.60                | 25                  | X6S | 1µF         | ±10%                  | CL05X105KA5NQW# |
| 22  | 0.60                | 25                  | X6S | 1µF         | ±20%                  | CL05X105MA5NQW# |

Size Code (inch/mm) : 0603/1608

| No. | Thickness Max. (mm) | Rated Voltage (Vdc) | TCC | Capacitance | Capacitance Tolerance | Part Number     |
|-----|---------------------|---------------------|-----|-------------|-----------------------|-----------------|
| 1   | 1.00                | 2.5                 | X6S | 47µF        | ±20%                  | CL10X476MS8NRW# |
| 2   | 0.90                | 4                   | X6S | 4.7µF       | ±10%                  | CL10X475KR8NNW# |
| 3   | 0.90                | 4                   | X6S | 10µF        | ±20%                  | CL10X106MR8NNW# |
| 4   | 1.00                | 4                   | X6S | 22µF        | ±20%                  | CL10X226MR8NUW# |



# Normal Capacitors\_High Level I

Size Code (inch/mm) : 0603/1608

| No. | Thickness Max. (mm) | Rated Voltage (Vdc) | TCC | Capacitance | Capacitance Tolerance | Part Number     |
|-----|---------------------|---------------------|-----|-------------|-----------------------|-----------------|
| 5   | 1.05                | 4                   | X6S | 22uF        | ±20%                  | CL10X226MR8QRW# |
| 6   | 1.00                | 4                   | X6S | 47uF        | ±20%                  | CL10X476MR8NRW# |
| 7   | 1.00                | 6.3                 | X6S | 4.7uF       | ±10%                  | CL10X475KQ8NRW# |
| 8   | 0.90                | 6.3                 | X6S | 4.7uF       | ±20%                  | CL10X475MQ8NNW# |
| 9   | 0.95                | 6.3                 | X6S | 4.7uF       | ±20%                  | CL10X475MQ8NQW# |
| 10  | 1.00                | 6.3                 | X6S | 4.7uF       | ±20%                  | CL10X475MQ8NRW# |
| 11  | 1.00                | 6.3                 | X6S | 22uF        | ±20%                  | CL10X226MQ8QRW# |
| 12  | 1.00                | 10                  | X6S | 10uF        | ±20%                  | CL10X106MP8NRW# |
| 13  | 1.00                | 16                  | X6S | 4.7uF       | ±10%                  | CL10X475K08NRW# |
| 14  | 1.00                | 16                  | X6S | 10uF        | ±20%                  | CL10X106M08NRW# |

Size Code (inch/mm) : 0805/2012

| No. | Thickness Max. (mm) | Rated Voltage (Vdc) | TCC | Capacitance | Capacitance Tolerance | Part Number      |
|-----|---------------------|---------------------|-----|-------------|-----------------------|------------------|
| 1   | 1.45                | 2.5                 | X6T | 47uF        | ±20%                  | CL21W476MSYNNW#  |
| 2   | 1.40                | 4                   | X6S | 22uF        | ±20%                  | CL21X226MRQNNW#  |
| 3   | 1.45                | 4                   | X6S | 22uF        | ±20%                  | CL21X226MRYNNW#  |
| 4   | 1.45                | 4                   | X6T | 47uF        | ±20%                  | CL21W476MRYNNW#  |
| 5   | 1.45                | 4                   | X6S | 47uF        | ±20%                  | CL21X476MRYNNW#  |
| 6   | 1.45                | 4                   | X6S | 100uF       | ±20%                  | CL21X107MRYNNW#  |
| 7   | 1.40                | 6.3                 | X6S | 10uF        | ±10%                  | CL21X106KQQNNW#  |
| 8   | 1.40                | 6.3                 | X6S | 10uF        | ±20%                  | CL21X106MQQNNW#  |
| 9   | 1.40                | 6.3                 | X6S | 22uF        | ±20%                  | CL21X226MQQNNW#  |
| 10  | 1.45                | 6.3                 | X6S | 22uF        | ±20%                  | CL21X226MQYNNW#  |
| 11  | 1.45                | 6.3                 | X6S | 47uF        | ±20%                  | CL21X476MQYNNW#  |
| 12  | 1.40                | 10                  | X6S | 10uF        | ±10%                  | CL21X106KPYNNW#  |
| 13  | 1.40                | 10                  | X6S | 10uF        | ±20%                  | CL21X106MPQNNW#  |
| 14  | 1.45                | 10                  | X6S | 22uF        | ±20%                  | CL21X226MPYNNW#  |
| 15  | 1.40                | 16                  | X6S | 10uF        | ±10%                  | CL21X106K0QNNW#  |
| 16  | 1.40                | 16                  | X6S | 10uF        | ±20%                  | CL21X106M0QNNW#  |
| 17  | 1.45                | 16                  | X6S | 22uF        | ±20%                  | CL21X226M0YNNW#  |
| 18  | 1.45                | 25                  | X6S | 10uF        | ±10%                  | CL21X106KAYQNNW# |
| 19  | 1.45                | 25                  | X6S | 10uF        | ±20%                  | CL21X106MAYQNNW# |

Size Code (inch/mm) : 1206/3216, 1210/3225

| No. | Thickness Max. (mm) | Rated Voltage (Vdc) | TCC | Capacitance | Capacitance Tolerance | Part Number     |
|-----|---------------------|---------------------|-----|-------------|-----------------------|-----------------|
| 1   | 1.90                | 4                   | X6S | 100uF       | ±20%                  | CL31X107MRKNNW# |
| 2   | 1.80                | 6.3                 | X6S | 47uF        | ±20%                  | CL31X476MQHNNW# |
| 3   | 1.90                | 6.3                 | X6S | 100uF       | ±20%                  | CL31X107MQKNNW# |
| 4   | 2.80                | 4                   | X6S | 100uF       | ±20%                  | CL32X107MRVNNW# |
| 5   | 2.80                | 6.3                 | X6S | 100uF       | ±20%                  | CL32X107MQVNNW# |
| 6   | 2.70                | 16                  | X6S | 47uF        | ±20%                  | CL32X476M0JNNW# |



# Normal Capacitors\_High Level I

## Product Lineup (X7R)

Size Code (inch/mm) : 0201/0603

| No. | Thickness Max. (mm) | Rated Voltage (Vdc) | TCC | Capacitance | Capacitance Tolerance | Part Number     |
|-----|---------------------|---------------------|-----|-------------|-----------------------|-----------------|
| 1   | 0.33                | 6.3                 | X7R | 10nF        | ±10%                  | CL03B103KQ3NNW# |
| 2   | 0.33                | 10                  | X7R | 10nF        | ±10%                  | CL03B103KP3NNW# |
| 3   | 0.33                | 10                  | X7R | 100nF       | ±10%                  | CL03B104KP3NNW# |
| 4   | 0.33                | 10                  | X7S | 100nF       | ±10%                  | CL03Y104KP3NNW# |
| 5   | 0.33                | 16                  | X7R | 1nF         | ±10%                  | CL03B102KO3NNW# |
| 6   | 0.33                | 16                  | X7R | 10nF        | ±10%                  | CL03B103KO3NNW# |
| 7   | 0.33                | 25                  | X7R | 680pF       | ±10%                  | CL03B681KA3NNW# |
| 8   | 0.33                | 25                  | X7R | 1nF         | ±10%                  | CL03B102KA3NNW# |
| 9   | 0.33                | 25                  | X7R | 10nF        | ±10%                  | CL03B103KA3NNW# |

Size Code (inch/mm) : 0402/1005

| No. | Thickness Max. (mm) | Rated Voltage (Vdc) | TCC | Capacitance | Capacitance Tolerance | Part Number      |
|-----|---------------------|---------------------|-----|-------------|-----------------------|------------------|
| 1   | 0.55                | 4                   | X7R | 1uF         | ±10%                  | CL05B105KR5QNW#  |
| 2   | 0.55                | 6.3                 | X7R | 100nF       | ±10%                  | CL05B104KQ5NNW#  |
| 3   | 0.55                | 6.3                 | X7R | 220nF       | ±10%                  | CL05B224KQ5NNW#  |
| 4   | 0.55                | 6.3                 | X7R | 470nF       | ±10%                  | CL05B474KQ5ZNNW# |
| 5   | 0.55                | 6.3                 | X7R | 1uF         | ±10%                  | CL05B105KQ5QNW#  |
| 6   | 0.55                | 10                  | X7R | 10nF        | ±10%                  | CL05B103KP5NNW#  |
| 7   | 0.55                | 10                  | X7R | 27nF        | ±10%                  | CL05B273KP5NNW#  |
| 8   | 0.55                | 10                  | X7R | 33nF        | ±10%                  | CL05B333KP5NNW#  |
| 9   | 0.55                | 10                  | X7R | 47nF        | ±10%                  | CL05B473KP5NNW#  |
| 10  | 0.55                | 10                  | X7R | 100nF       | ±10%                  | CL05B104KP5NNW#  |
| 11  | 0.55                | 10                  | X7R | 220nF       | ±10%                  | CL05B224KP5NNW#  |
| 12  | 0.55                | 10                  | X7R | 470nF       | ±10%                  | CL05B474KP5ZNNW# |
| 13  | 0.55                | 16                  | X7R | 1nF         | ±10%                  | CL05B102KO5NNW#  |
| 14  | 0.55                | 16                  | X7R | 10nF        | ±5%                   | CL05B103JO5NNW#  |
| 15  | 0.55                | 16                  | X7R | 10nF        | ±10%                  | CL05B103KO5NNW#  |
| 16  | 0.55                | 16                  | X7R | 10nF        | ±20%                  | CL05B103MO5NNW#  |
| 17  | 0.55                | 16                  | X7R | 15nF        | ±10%                  | CL05B153KO5NNW#  |
| 18  | 0.55                | 16                  | X7R | 22nF        | ±10%                  | CL05B223KO5NNW#  |
| 19  | 0.55                | 16                  | X7R | 33nF        | ±10%                  | CL05B333KO5NNW#  |
| 20  | 0.55                | 16                  | X7R | 39nF        | ±10%                  | CL05B393KO5NNW#  |
| 21  | 0.55                | 16                  | X7R | 47nF        | ±10%                  | CL05B473KO5NNW#  |
| 22  | 0.55                | 16                  | X7R | 68nF        | ±10%                  | CL05B683KO5NNW#  |
| 23  | 0.55                | 16                  | X7R | 82nF        | ±10%                  | CL05B823KO5NNW#  |
| 24  | 0.55                | 16                  | X7R | 100nF       | ±10%                  | CL05B104KO5NNW#  |
| 25  | 0.55                | 16                  | X7R | 220nF       | ±10%                  | CL05B224KO5NNW#  |
| 26  | 0.70                | 16                  | X7T | 2.2uF       | ±20%                  | CL05Z225MO5NUW#  |
| 27  | 0.55                | 25                  | X7R | 220pF       | ±10%                  | CL05B221KA5NNW#  |
| 28  | 0.55                | 25                  | X7R | 1nF         | ±10%                  | CL05B102KA5NNW#  |
| 29  | 0.55                | 25                  | X7R | 3.3nF       | ±10%                  | CL05B332KA5NNW#  |
| 30  | 0.55                | 25                  | X7R | 3.9nF       | ±10%                  | CL05B392KA5NNW#  |



# Normal Capacitors\_High Level I

Size Code (inch/mm) : 0402/1005

| No. | Thickness Max.<br>(mm) | Rated Voltage<br>(Vdc) | TCC | Capacitance | Capacitance<br>Tolerance | Part Number     |
|-----|------------------------|------------------------|-----|-------------|--------------------------|-----------------|
| 31  | 0.55                   | 25                     | X7R | 4.7nF       | ±10%                     | CL05B472KA5NNW# |
| 32  | 0.55                   | 25                     | X7R | 5.6nF       | ±10%                     | CL05B562KA5NNW# |
| 33  | 0.55                   | 25                     | X7R | 6.8nF       | ±10%                     | CL05B682KA5NNW# |
| 34  | 0.55                   | 25                     | X7R | 8.2nF       | ±10%                     | CL05B822KA5NNW# |
| 35  | 0.55                   | 25                     | X7R | 10nF        | ±5%                      | CL05B103JA5NNW# |
| 36  | 0.55                   | 25                     | X7R | 10nF        | ±10%                     | CL05B103KA5NNW# |
| 37  | 0.55                   | 25                     | X7R | 15nF        | ±10%                     | CL05B153KA5NNW# |
| 38  | 0.55                   | 25                     | X7R | 22nF        | ±10%                     | CL05B223KA5NNW# |
| 39  | 0.55                   | 25                     | X7R | 33nF        | ±10%                     | CL05B333KA5NNW# |
| 40  | 0.55                   | 25                     | X7R | 47nF        | ±10%                     | CL05B473KA5NNW# |
| 41  | 0.55                   | 25                     | X7R | 100nF       | ±10%                     | CL05B104KA5NNW# |
| 42  | 0.55                   | 25                     | X7R | 100nF       | ±20%                     | CL05B104MA5NNW# |
| 43  | 0.55                   | 25                     | X7R | 220nF       | ±10%                     | CL05B224KA5NNW# |
| 44  | 0.55                   | 50                     | X7R | 220pF       | ±10%                     | CL05B221KB5NNW# |
| 45  | 0.55                   | 50                     | X7R | 270pF       | ±10%                     | CL05B271KB5NNW# |
| 46  | 0.55                   | 50                     | X7R | 330pF       | ±10%                     | CL05B331KB5NNW# |
| 47  | 0.55                   | 50                     | X7R | 390pF       | ±10%                     | CL05B391KB5NNW# |
| 48  | 0.55                   | 50                     | X7R | 470pF       | ±10%                     | CL05B471KB5NNW# |
| 49  | 0.55                   | 50                     | X7R | 560pF       | ±10%                     | CL05B561KB5NNW# |
| 50  | 0.55                   | 50                     | X7R | 680pF       | ±10%                     | CL05B681KB5NNW# |
| 51  | 0.55                   | 50                     | X7R | 820pF       | ±10%                     | CL05B821KB5NNW# |
| 52  | 0.55                   | 50                     | X7R | 1nF         | ±5%                      | CL05B102JB5NNW# |
| 53  | 0.55                   | 50                     | X7R | 1nF         | ±10%                     | CL05B102KB5NNW# |
| 54  | 0.55                   | 50                     | X7R | 1.5nF       | ±10%                     | CL05B152KB5NNW# |
| 55  | 0.55                   | 50                     | X7R | 1.8nF       | ±10%                     | CL05B182KB5NNW# |
| 56  | 0.55                   | 50                     | X7R | 2.2nF       | ±10%                     | CL05B222KB5NNW# |
| 57  | 0.55                   | 50                     | X7R | 2.7nF       | ±10%                     | CL05B272KB5NNW# |
| 58  | 0.55                   | 50                     | X7R | 3.3nF       | ±5%                      | CL05B332JB5NNW# |
| 59  | 0.55                   | 50                     | X7R | 3.3nF       | ±10%                     | CL05B332KB5NNW# |
| 60  | 0.55                   | 50                     | X7R | 3.9nF       | ±10%                     | CL05B392KB5NNW# |
| 61  | 0.55                   | 50                     | X7R | 4.7nF       | ±10%                     | CL05B472KB5NNW# |
| 62  | 0.55                   | 50                     | X7R | 8.2nF       | ±10%                     | CL05B822KB5NNW# |
| 63  | 0.55                   | 50                     | X7R | 10nF        | ±10%                     | CL05B103KB5NNW# |
| 64  | 0.55                   | 50                     | X7R | 22nF        | ±10%                     | CL05B223KB5NNW# |
| 65  | 0.55                   | 50                     | X7R | 100nF       | ±10%                     | CL05B104KB5NNW# |



# Normal Capacitors\_High Level I

Size Code (inch/mm) : 0603/1608

| No. | Thickness Max.<br>(mm) | Rated Voltage<br>(Vdc) | TCC | Capacitance | Capacitance<br>Tolerance | Part Number     |
|-----|------------------------|------------------------|-----|-------------|--------------------------|-----------------|
| 1   | 0.90                   | 6.3                    | X7R | 2.2uF       | ±10%                     | CL10B225KQ8N3W# |
| 2   | 0.95                   | 6.3                    | X7T | 4.7uF       | ±10%                     | CL10Z475KQ8N3W# |
| 3   | 0.90                   | 10                     | X7R | 220nF       | ±10%                     | CL10B224KP8NNW# |
| 4   | 0.90                   | 10                     | X7R | 1uF         | ±10%                     | CL10B105KP8NNW# |
| 5   | 0.90                   | 10                     | X7R | 2.2uF       | ±10%                     | CL10B225KP8N3W# |
| 6   | 0.90                   | 16                     | X7R | 47nF        | ±10%                     | CL10B473K08NNW# |
| 7   | 0.90                   | 16                     | X7R | 100nF       | ±10%                     | CL10B104K08NNW# |
| 8   | 0.90                   | 16                     | X7R | 150nF       | ±10%                     | CL10B154K08NNW# |
| 9   | 0.90                   | 16                     | X7R | 220nF       | ±5%                      | CL10B224J08NNW# |
| 10  | 0.90                   | 16                     | X7R | 220nF       | ±10%                     | CL10B224K08NNW# |
| 11  | 0.90                   | 16                     | X7R | 470nF       | ±10%                     | CL10B474K08NNW# |
| 12  | 0.90                   | 16                     | X7R | 680nF       | ±10%                     | CL10B684K08NNW# |
| 13  | 0.90                   | 16                     | X7R | 1uF         | ±10%                     | CL10B105K08NNW# |
| 14  | 0.90                   | 25                     | X7R | 10nF        | ±10%                     | CL10B103KA8NNW# |
| 15  | 0.90                   | 25                     | X7R | 22nF        | ±10%                     | CL10B223KA8NNW# |
| 16  | 0.90                   | 25                     | X7R | 33nF        | ±10%                     | CL10B333KA8NNW# |
| 17  | 0.90                   | 25                     | X7R | 39nF        | ±10%                     | CL10B393KA8NNW# |
| 18  | 0.90                   | 25                     | X7R | 47nF        | ±10%                     | CL10B473KA8NNW# |
| 19  | 0.90                   | 25                     | X7R | 100nF       | ±10%                     | CL10B104KA8NNW# |
| 20  | 0.90                   | 25                     | X7R | 100nF       | ±20%                     | CL10B104MA8NNW# |
| 21  | 0.90                   | 25                     | X7R | 1uF         | ±10%                     | CL10B105KA8NNW# |
| 22  | 0.90                   | 50                     | X7R | 100pF       | ±10%                     | CL10B101KB8NNW# |
| 23  | 0.90                   | 50                     | X7R | 220pF       | ±10%                     | CL10B221KB8NNW# |
| 24  | 0.90                   | 50                     | X7R | 330pF       | ±10%                     | CL10B331KB8NNW# |
| 25  | 0.90                   | 50                     | X7R | 470pF       | ±10%                     | CL10B471KB8NNW# |
| 26  | 0.90                   | 50                     | X7R | 680pF       | ±10%                     | CL10B681KB8NNW# |
| 27  | 0.90                   | 50                     | X7R | 1nF         | ±10%                     | CL10B102KB8NNW# |
| 28  | 0.90                   | 50                     | X7R | 1.5nF       | ±10%                     | CL10B152KB8NNW# |
| 29  | 0.90                   | 50                     | X7R | 2.2nF       | ±5%                      | CL10B222JB8NNW# |
| 30  | 0.90                   | 50                     | X7R | 2.2nF       | ±10%                     | CL10B222KB8NNW# |
| 31  | 0.90                   | 50                     | X7R | 3.3nF       | ±10%                     | CL10B332KB8NNW# |
| 32  | 0.90                   | 50                     | X7R | 3.9nF       | ±10%                     | CL10B392KB8NNW# |
| 33  | 0.90                   | 50                     | X7R | 4.7nF       | ±10%                     | CL10B472KB8NNW# |
| 34  | 0.90                   | 50                     | X7R | 6.8nF       | ±10%                     | CL10B682KB8NNW# |
| 35  | 0.90                   | 50                     | X7R | 8.2nF       | ±10%                     | CL10B822KB8NNW# |
| 36  | 0.90                   | 50                     | X7R | 10nF        | ±5%                      | CL10B103JB8NNW# |
| 37  | 0.90                   | 50                     | X7R | 10nF        | ±10%                     | CL10B103KB8NNW# |
| 38  | 0.90                   | 50                     | X7R | 22nF        | ±10%                     | CL10B223KB8NNW# |
| 39  | 0.90                   | 50                     | X7R | 27nF        | ±10%                     | CL10B273KB8NNW# |
| 40  | 0.90                   | 50                     | X7R | 33nF        | ±10%                     | CL10B333KB8NNW# |
| 41  | 0.90                   | 50                     | X7R | 47nF        | ±10%                     | CL10B473KB8NNW# |
| 42  | 0.90                   | 50                     | X7R | 100nF       | ±5%                      | CL10B104JB8NNW# |
| 43  | 0.90                   | 50                     | X7R | 100nF       | ±10%                     | CL10B104KB8NNW# |
| 44  | 0.90                   | 50                     | X7R | 220nF       | ±10%                     | CL10B224KB8NNW# |
| 45  | 0.90                   | 100                    | X7R | 1nF         | ±10%                     | CL10B102KC8NNW# |
| 46  | 0.90                   | 100                    | X7R | 10nF        | ±10%                     | CL10B103KC8NNW# |
| 47  | 0.90                   | 100                    | X7R | 100nF       | ±10%                     | CL10B104KC8N3W# |



# Normal Capacitors\_High Level I

Size Code (inch/mm) : 0805/2012

| No. | Thickness Max. (mm) | Rated Voltage (Vdc) | TCC | Capacitance | Capacitance Tolerance | Part Number     |
|-----|---------------------|---------------------|-----|-------------|-----------------------|-----------------|
| 1   | 1.40                | 6.3                 | X7R | 10uF        | ±10%                  | CL21B106KQNNW#  |
| 2   | 1.45                | 6.3                 | X7T | 22uF        | ±20%                  | CL21Z226MQYNNW# |
| 3   | 1.35                | 10                  | X7R | 2.2uF       | ±10%                  | CL21B225KPFNNW# |
| 4   | 1.40                | 10                  | X7R | 10uF        | ±10%                  | CL21B106KQNNW#  |
| 5   | 1.35                | 16                  | X7R | 2.2uF       | ±10%                  | CL21B225KOFNNW# |
| 6   | 1.35                | 16                  | X7R | 4.7uF       | ±10%                  | CL21B475KOFNNW# |
| 7   | 0.95                | 25                  | X7R | 100nF       | ±10%                  | CL21B104KACNNW# |
| 8   | 1.35                | 25                  | X7R | 1uF         | ±10%                  | CL21B105KAFNNW# |
| 9   | 1.35                | 25                  | X7R | 2.2uF       | ±10%                  | CL21B225KAFNNW# |
| 10  | 0.75                | 50                  | X7R | 220pF       | ±10%                  | CL21B221KBANNW# |
| 11  | 0.75                | 50                  | X7R | 330pF       | ±10%                  | CL21B331KBANNW# |
| 12  | 0.75                | 50                  | X7R | 470pF       | ±10%                  | CL21B471KBANNW# |
| 13  | 0.75                | 50                  | X7R | 680pF       | ±10%                  | CL21B681KBANNW# |
| 14  | 0.75                | 50                  | X7R | 820pF       | ±10%                  | CL21B821KBANNW# |
| 15  | 0.75                | 50                  | X7R | 1nF         | ±10%                  | CL21B102KBANNW# |
| 16  | 0.75                | 50                  | X7R | 1.8nF       | ±10%                  | CL21B182KBANNW# |
| 17  | 0.75                | 50                  | X7R | 2.7nF       | ±10%                  | CL21B272KBANNW# |
| 18  | 0.75                | 50                  | X7R | 3.3nF       | ±10%                  | CL21B332KBANNW# |
| 19  | 0.75                | 50                  | X7R | 4.7nF       | ±10%                  | CL21B472KBANNW# |
| 20  | 0.75                | 50                  | X7R | 5.6nF       | ±10%                  | CL21B562KBANNW# |
| 21  | 0.75                | 50                  | X7R | 6.8nF       | ±10%                  | CL21B682KBANNW# |
| 22  | 0.75                | 50                  | X7R | 8.2nF       | ±10%                  | CL21B822KBANNW# |
| 23  | 0.75                | 50                  | X7R | 10nF        | ±10%                  | CL21B103KBANNW# |
| 24  | 0.75                | 50                  | X7R | 15nF        | ±10%                  | CL21B153KBANNW# |
| 25  | 0.75                | 50                  | X7R | 18nF        | ±10%                  | CL21B183KBANNW# |
| 26  | 0.75                | 50                  | X7R | 22nF        | ±10%                  | CL21B223KBANNW# |
| 27  | 0.75                | 50                  | X7R | 27nF        | ±10%                  | CL21B273KBANNW# |
| 28  | 0.75                | 50                  | X7R | 39nF        | ±10%                  | CL21B393KBANNW# |
| 29  | 0.95                | 50                  | X7R | 47nF        | ±10%                  | CL21B473KBCNNW# |
| 30  | 0.95                | 50                  | X7R | 56nF        | ±10%                  | CL21B563KBCNNW# |
| 31  | 0.95                | 50                  | X7R | 68nF        | ±10%                  | CL21B683KBCNNW# |
| 32  | 0.95                | 50                  | X7R | 82nF        | ±10%                  | CL21B823KBCNNW# |
| 33  | 0.95                | 50                  | X7R | 100nF       | ±10%                  | CL21B104KBCNNW# |
| 34  | 1.35                | 50                  | X7R | 1uF         | ±10%                  | CL21B105KBFNNW# |
| 35  | 1.45                | 50                  | X7R | 2.2uF       | ±10%                  | CL21B225KBYNNW# |
| 36  | 0.75                | 100                 | X7R | 10nF        | ±10%                  | CL21B103KCANNW# |
| 37  | 1.45                | 100                 | X7S | 1uF         | ±10%                  | CL21Y105KCYZNW# |



# Normal Capacitors\_High Level I

Size Code (inch/mm) : 1206/3216

| No. | Thickness Max. (mm) | Rated Voltage (Vdc) | TCC | Capacitance | Capacitance Tolerance | Part Number      |
|-----|---------------------|---------------------|-----|-------------|-----------------------|------------------|
| 1   | 1.80                | 4                   | X7S | 47uF        | ±20%                  | CL31Y476MRHNNW#  |
| 2   | 1.80                | 6.3                 | X7R | 22uF        | ±10%                  | CL31B226KQHNNW#  |
| 3   | 1.80                | 10                  | X7R | 22uF        | ±10%                  | CL31B226KPHNNW#  |
| 4   | 1.90                | 10                  | X7R | 22uF        | ±10%                  | CL31B226KPKZNNW# |
| 5   | 1.40                | 16                  | X7R | 220nF       | ±10%                  | CL31B224KOFNNW#  |
| 6   | 1.80                | 16                  | X7R | 470nF       | ±10%                  | CL31B474KOHNNW#  |
| 7   | 1.80                | 16                  | X7R | 680nF       | ±10%                  | CL31B684KOHNNW#  |
| 8   | 1.40                | 16                  | X7R | 1uF         | ±10%                  | CL31B105KOFNNW#  |
| 9   | 1.80                | 16                  | X7R | 2.2uF       | ±10%                  | CL31B225KOHNNW#  |
| 10  | 1.80                | 16                  | X7R | 10uF        | ±10%                  | CL31B106KOHNNW#  |
| 11  | 1.40                | 25                  | X7R | 220nF       | ±10%                  | CL31B224KAFNNW#  |
| 12  | 1.80                | 25                  | X7R | 470nF       | ±10%                  | CL31B474KAHNNW#  |
| 13  | 1.80                | 25                  | X7R | 680nF       | ±10%                  | CL31B684KAHNNW#  |
| 14  | 1.80                | 25                  | X7R | 1uF         | ±10%                  | CL31B105KAHNNW#  |
| 15  | 1.80                | 25                  | X7R | 1uF         | ±20%                  | CL31B105MAHNNW#  |
| 16  | 1.80                | 25                  | X7R | 2.2uF       | ±10%                  | CL31B225KAHNNW#  |
| 17  | 1.80                | 25                  | X7R | 4.7uF       | ±10%                  | CL31B475KAHNNW#  |
| 18  | 1.80                | 25                  | X7R | 10uF        | ±10%                  | CL31B106KAHNNW#  |
| 19  | 1.00                | 50                  | X7R | 100nF       | ±10%                  | CL31B104KBCNNW#  |
| 20  | 1.40                | 50                  | X7R | 330nF       | ±10%                  | CL31B334KBFNNW#  |
| 21  | 1.80                | 50                  | X7R | 470nF       | ±10%                  | CL31B474KBHNNW#  |
| 22  | 1.80                | 50                  | X7R | 1uF         | ±10%                  | CL31B105KBHNNW#  |
| 23  | 1.80                | 50                  | X7R | 2.2uF       | ±10%                  | CL31B225KBHNNW#  |
| 24  | 1.80                | 50                  | X7R | 4.7uF       | ±10%                  | CL31B475KBHNNW#  |
| 25  | 1.40                | 100                 | X7R | 10nF        | ±10%                  | CL31B103KCFNNW#  |
| 26  | 1.80                | 100                 | X7R | 2.2uF       | ±10%                  | CL31B225KCHZNNW# |
| 27  | 1.40                | 500                 | X7R | 470pF       | ±10%                  | CL31B471KGFNNW#  |
| 28  | 1.40                | 500                 | X7R | 680pF       | ±10%                  | CL31B681KGFNNW#  |
| 29  | 1.40                | 500                 | X7R | 2.2nF       | ±10%                  | CL31B222KGFNNW#  |
| 30  | 1.40                | 630                 | X7R | 470pF       | ±10%                  | CL31B471KHFNNW#  |
| 31  | 1.40                | 630                 | X7R | 680pF       | ±10%                  | CL31B681KHFNNW#  |
| 32  | 1.40                | 630                 | X7R | 1.5nF       | ±10%                  | CL31B152KHFNNW#  |
| 33  | 1.40                | 630                 | X7R | 2.2nF       | ±10%                  | CL31B222KHFNNW#  |
| 34  | 1.40                | 630                 | X7R | 3.3nF       | ±10%                  | CL31B332KHFNNW#  |
| 35  | 1.40                | 630                 | X7R | 4.7nF       | ±10%                  | CL31B472KHFNNW#  |
| 36  | 1.40                | 630                 | X7R | 6.8nF       | ±10%                  | CL31B682KHFNNW#  |
| 37  | 1.40                | 630                 | X7R | 10nF        | ±10%                  | CL31B103KHFNNW#  |



# Normal Capacitors\_High Level I

Size Code (inch/mm) : 1210/3225

| No. | Thickness Max. (mm) | Rated Voltage (Vdc) | TCC | Capacitance | Capacitance Tolerance | Part Number      |
|-----|---------------------|---------------------|-----|-------------|-----------------------|------------------|
| 1   | 2.80                | 6.3                 | X7S | 100uF       | ±20%                  | CL32Y107MQVNNW#  |
| 2   | 2.80                | 10                  | X7R | 10uF        | ±10%                  | CL32B106KPVZNNW# |
| 3   | 2.70                | 16                  | X7R | 4.7uF       | ±10%                  | CL32B475KQJNNW#  |
| 4   | 2.80                | 16                  | X7R | 10uF        | ±10%                  | CL32B106KOVZNNW# |
| 5   | 2.00                | 25                  | X7R | 10uF        | ±10%                  | CL32B106KAULNNW# |
| 6   | 2.80                | 25                  | X7S | 22uF        | ±10%                  | CL32Y226KAVZNNW# |
| 7   | 2.70                | 50                  | X7R | 4.7uF       | ±10%                  | CL32B475KBJNNW#  |
| 8   | 2.80                | 50                  | X7R | 10uF        | ±10%                  | CL32B106KBVZNNW# |
| 9   | 2.70                | 100                 | X7R | 2.2uF       | ±10%                  | CL32B225KCJZNNW# |
| 10  | 2.20                | 100                 | X7R | 4.7uF       | ±10%                  | CL32B475KCIZNNW# |
| 11  | 2.20                | 100                 | X7S | 4.7uF       | ±10%                  | CL32Y475KCIZNNW# |
| 12  | 2.80                | 100                 | X7S | 10uF        | ±10%                  | CL32Y106KCVZNNW# |
| 13  | 2.20                | 630                 | X7R | 47nF        | ±10%                  | CL32B473KHINNW#  |
| 14  | 2.20                | 1000                | X7R | 22nF        | ±10%                  | CL32B223KIIZNNW# |

# Normal Capacitors\_High Level II

Normal  
High Level II

## Features

- A High Level II MLCC is a chip-type capacitor designed to be suitable for outdoor industrial applications.
- Reliability for moisture resistance and temperature change has been strengthened, and the bending strength characteristic is excellent.



- ① Ceramic Body
- ② Electrode (Ni/Cu\*)
- ③ Plating (Ni)
- ④ Termination (Cu or Cu+Metal Epoxy)
- ⑤ Plating (Sn)

High Level I

Improved Reliability  
(65°C, 90%RH, 1Vr, 500H)

High Level II

Reinforced Reliability  
(85°C, 85%RH, 1Vr, 1000H)

\* Internal Cu electrode is only applied to limited products.

## Application

- Base station, Solar Inverter, DC-DC Converter

## Structure and Dimensions



| Size Code | Dimension (mm) |           |           |              | EIA (inch) |
|-----------|----------------|-----------|-----------|--------------|------------|
|           | L              | W         | T         | BW           |            |
| 03        | 0.60±0.03      | 0.30±0.03 | 0.30±0.03 | 0.15±0.05    | 0603       |
| 05        | 1.00±0.05      | 0.50±0.05 | 0.50±0.05 | 0.25±0.10    | 0402       |
| 10        | 1.60±0.10      | 0.80±0.10 | 0.80±0.10 | 0.30±0.20    | 0603       |
| 21        | 2.00±0.10      | 1.25±0.10 | 1.25±0.10 | 0.5+0.2/-0.3 | 0805       |
| 31        | 3.20±0.20      | 1.60±0.20 | 1.60±0.20 | 0.50±0.30    | 1206       |
|           | 3.20±0.30      | 1.60±0.30 | 1.60±0.30 |              |            |
| 32        | 3.20±0.30      | 2.50±0.20 | 2.00±0.20 | 0.60±0.30    | 1210       |
|           | 3.20±0.30      | 2.50±0.30 | 2.50±0.30 |              |            |

## Capacitance Table (COG)

| Category      | TCC         | Size Code (inch/mm) | Rated Voltage (Vdc) | Capacitance |   |    |     |   |    |     |   |    | Capacitance Range |             |             |               |
|---------------|-------------|---------------------|---------------------|-------------|---|----|-----|---|----|-----|---|----|-------------------|-------------|-------------|---------------|
|               |             |                     |                     | pF          |   |    | nF  |   |    | uF  |   |    |                   |             |             |               |
|               |             |                     |                     | 0.1         | 1 | 10 | 100 | 1 | 10 | 100 | 1 | 10 |                   | 100         |             |               |
| High Level II | COG (125°C) | 0402/1005           | 50                  |             |   |    |     |   |    |     |   |    |                   |             | 3.3pF - 1nF |               |
|               |             |                     | 25                  |             |   |    |     |   |    |     |   |    |                   |             |             | 1nF - 6.8nF   |
|               |             | 0603/1608           | 50                  |             |   |    |     |   |    |     |   |    |                   |             |             | 22pF - 3.3nF  |
|               |             |                     | 100                 |             |   |    |     |   |    |     |   |    |                   |             |             | 100pF - 4.7nF |
|               |             | 1206/3216           | 50                  |             |   |    |     |   |    |     |   |    |                   |             |             | 47nF - 100nF  |
|               |             |                     | 630                 |             |   |    |     |   |    |     |   |    |                   |             |             | 10nF - 10nF   |
|               |             |                     | 1000                |             |   |    |     |   |    |     |   |    |                   |             |             | 680pF - 1nF   |
|               |             | 1210/3225           | 630                 |             |   |    |     |   |    |     |   |    |                   |             |             | 22nF - 33nF   |
| 1000          |             |                     |                     |             |   |    |     |   |    |     |   |    |                   | 10nF - 22nF |             |               |

## Capacitance Table (X5R)

| Category      | TCC        | Size Code (inch/mm) | Rated Voltage (Vdc) | Capacitance |   |    |     |   |    |     |   |    | Capacitance Range |     |               |             |           |
|---------------|------------|---------------------|---------------------|-------------|---|----|-----|---|----|-----|---|----|-------------------|-----|---------------|-------------|-----------|
|               |            |                     |                     | pF          |   |    | nF  |   |    | uF  |   |    |                   |     |               |             |           |
|               |            |                     |                     | 0.1         | 1 | 10 | 100 | 1 | 10 | 100 | 1 | 10 |                   | 100 |               |             |           |
| High Level II | X5R (85°C) | 0603/1608           | 6.3                 |             |   |    |     |   |    |     |   |    |                   |     | 4.7uF - 4.7uF |             |           |
|               |            |                     | 10                  |             |   |    |     |   |    |     |   |    |                   |     |               | 1uF - 10uF  |           |
|               |            |                     | 16                  |             |   |    |     |   |    |     |   |    |                   |     |               |             | 1uF - 1uF |
|               |            |                     | 25                  |             |   |    |     |   |    |     |   |    |                   |     |               |             | 1uF - 1uF |
|               |            | 0805/2012           | 6.3                 |             |   |    |     |   |    |     |   |    |                   |     |               | 22uF - 22uF |           |



# Normal Capacitors\_High Level II

## Capacitance Table (X6S)

| Category      | TCC         | Size Code (inch/mm) | Rated Voltage (Vdc) | Capacitance |   |    |     |   |    |     |   |    | Capacitance Range |     |  |  |  |  |  |  |             |               |
|---------------|-------------|---------------------|---------------------|-------------|---|----|-----|---|----|-----|---|----|-------------------|-----|--|--|--|--|--|--|-------------|---------------|
|               |             |                     |                     | pF          |   |    | nF  |   |    | uF  |   |    |                   |     |  |  |  |  |  |  |             |               |
|               |             |                     |                     | 0.1         | 1 | 10 | 100 | 1 | 10 | 100 | 1 | 10 |                   | 100 |  |  |  |  |  |  |             |               |
| High Level II | X6S (105°C) | 0805/2012           | 4                   |             |   |    |     |   |    |     |   |    |                   |     |  |  |  |  |  |  | 47uF - 47uF |               |
|               |             |                     | 25                  |             |   |    |     |   |    |     |   |    |                   |     |  |  |  |  |  |  |             | 4.7uF - 4.7uF |
|               |             | 1206/3216           | 6.3                 |             |   |    |     |   |    |     |   |    |                   |     |  |  |  |  |  |  |             | 100uF - 100uF |
|               |             | 1210/3225           | 2.5                 |             |   |    |     |   |    |     |   |    |                   |     |  |  |  |  |  |  |             | 330uF - 330uF |

## Capacitance Table (X7R)

| Category      | TCC         | Size Code (inch/mm) | Rated Voltage (Vdc) | Capacitance |   |    |     |   |    |     |   |    | Capacitance Range |     |  |  |  |  |  |             |               |               |
|---------------|-------------|---------------------|---------------------|-------------|---|----|-----|---|----|-----|---|----|-------------------|-----|--|--|--|--|--|-------------|---------------|---------------|
|               |             |                     |                     | pF          |   |    | nF  |   |    | uF  |   |    |                   |     |  |  |  |  |  |             |               |               |
|               |             |                     |                     | 0.1         | 1 | 10 | 100 | 1 | 10 | 100 | 1 | 10 |                   | 100 |  |  |  |  |  |             |               |               |
| High Level II | X7R (125°C) | 0201/0603           | 10                  |             |   |    |     |   |    |     |   |    |                   |     |  |  |  |  |  |             | 100nF - 100nF |               |
|               |             |                     | 25                  |             |   |    |     |   |    |     |   |    |                   |     |  |  |  |  |  |             |               | 100nF - 100nF |
|               |             | 0402/1005           | 50                  |             |   |    |     |   |    |     |   |    |                   |     |  |  |  |  |  |             |               | 4.7nF - 100nF |
|               |             |                     | 10                  |             |   |    |     |   |    |     |   |    |                   |     |  |  |  |  |  |             |               | 1uF - 2.2uF   |
|               |             | 0603/1608           | 16                  |             |   |    |     |   |    |     |   |    |                   |     |  |  |  |  |  |             |               | 1uF - 1uF     |
|               |             |                     | 25                  |             |   |    |     |   |    |     |   |    |                   |     |  |  |  |  |  |             |               | 8.2nF - 1uF   |
|               |             |                     | 50                  |             |   |    |     |   |    |     |   |    |                   |     |  |  |  |  |  |             |               | 270pF - 47nF  |
|               |             |                     | 100                 |             |   |    |     |   |    |     |   |    |                   |     |  |  |  |  |  |             |               | 100nF - 100nF |
|               |             | 0805/2012           | 16                  |             |   |    |     |   |    |     |   |    |                   |     |  |  |  |  |  |             |               | 10uF - 10uF   |
|               |             |                     | 25                  |             |   |    |     |   |    |     |   |    |                   |     |  |  |  |  |  |             |               | 10uF - 10uF   |
| 1206/3216     | 50          |                     |                     |             |   |    |     |   |    |     |   |    |                   |     |  |  |  |  |  | 1uF - 1uF   |               |               |
|               | 10          |                     |                     |             |   |    |     |   |    |     |   |    |                   |     |  |  |  |  |  | 47uF - 47uF |               |               |

## Capacitance Table (X7S)

| Category      | TCC         | Size Code (inch/mm) | Rated Voltage (Vdc) | Capacitance |   |    |     |   |    |     |   |    | Capacitance Range |     |  |  |  |  |  |               |               |               |
|---------------|-------------|---------------------|---------------------|-------------|---|----|-----|---|----|-----|---|----|-------------------|-----|--|--|--|--|--|---------------|---------------|---------------|
|               |             |                     |                     | pF          |   |    | nF  |   |    | uF  |   |    |                   |     |  |  |  |  |  |               |               |               |
|               |             |                     |                     | 0.1         | 1 | 10 | 100 | 1 | 10 | 100 | 1 | 10 |                   | 100 |  |  |  |  |  |               |               |               |
| High Level II | X7S (125°C) | 0201/0603           | 10                  |             |   |    |     |   |    |     |   |    |                   |     |  |  |  |  |  |               | 100nF - 100nF |               |
|               |             | 0603/1608           | 10                  |             |   |    |     |   |    |     |   |    |                   |     |  |  |  |  |  |               |               | 4.7uF - 4.7uF |
|               |             |                     | 16                  |             |   |    |     |   |    |     |   |    |                   |     |  |  |  |  |  |               |               | 4.7uF - 4.7uF |
|               |             | 0805/2012           | 25                  |             |   |    |     |   |    |     |   |    |                   |     |  |  |  |  |  |               |               | 4.7uF - 4.7uF |
|               |             | 1206/3216           | 4                   |             |   |    |     |   |    |     |   |    |                   |     |  |  |  |  |  |               |               | 47uF - 47uF   |
| 1210/3225     | 6.3         |                     |                     |             |   |    |     |   |    |     |   |    |                   |     |  |  |  |  |  | 100uF - 100uF |               |               |

## Capacitance Table (X7T)

| Category      | TCC         | Size Code (inch/mm) | Rated Voltage (Vdc) | Capacitance |   |    |     |   |    |     |   |    | Capacitance Range |     |  |  |  |  |  |  |             |               |
|---------------|-------------|---------------------|---------------------|-------------|---|----|-----|---|----|-----|---|----|-------------------|-----|--|--|--|--|--|--|-------------|---------------|
|               |             |                     |                     | pF          |   |    | nF  |   |    | uF  |   |    |                   |     |  |  |  |  |  |  |             |               |
|               |             |                     |                     | 0.1         | 1 | 10 | 100 | 1 | 10 | 100 | 1 | 10 |                   | 100 |  |  |  |  |  |  |             |               |
| High Level II | X7T (125°C) | 0603/1608           | 6.3                 |             |   |    |     |   |    |     |   |    |                   |     |  |  |  |  |  |  | 10uF - 10uF |               |
|               |             |                     | 10                  |             |   |    |     |   |    |     |   |    |                   |     |  |  |  |  |  |  |             | 10uF - 10uF   |
|               |             | 1206/3216           | 4                   |             |   |    |     |   |    |     |   |    |                   |     |  |  |  |  |  |  |             | 100uF - 100uF |
|               |             |                     | 6.3                 |             |   |    |     |   |    |     |   |    |                   |     |  |  |  |  |  |  |             |               |



# Normal Capacitors\_High Level II

## Product Lineup (COG)

Size Code (inch/mm) : 0402/1005, 0603/1608

| No. | Thickness Max. (mm) | Rated Voltage (Vdc) | TCC | Capacitance | Capacitance Tolerance | Part Number     |
|-----|---------------------|---------------------|-----|-------------|-----------------------|-----------------|
| 1   | 0.55                | 50                  | COG | 5.6pF       | ±0.25pF               | CL05C5R6CB5N4N# |
| 2   | 0.55                | 50                  | COG | 47pF        | ±5%                   | CL05C470JB5N4N# |
| 3   | 0.55                | 50                  | COG | 100pF       | ±5%                   | CL05C101JB5N4N# |
| 4   | 0.55                | 50                  | COG | 330pF       | ±5%                   | CL05C331JB5N4N# |
| 5   | 0.55                | 50                  | COG | 1nF         | ±5%                   | CL05C102JB5N4N# |
| 6   | 0.90                | 25                  | COG | 1nF         | ±5%                   | CL10C102JA8N4N# |
| 7   | 0.90                | 50                  | COG | 22pF        | ±5%                   | CL10C220JB8N4N# |
| 8   | 0.90                | 50                  | COG | 33pF        | ±5%                   | CL10C330JB8N4N# |
| 9   | 0.90                | 50                  | COG | 68pF        | ±5%                   | CL10C680JB8N4N# |
| 10  | 0.90                | 50                  | COG | 100pF       | ±5%                   | CL10C101JB8N4N# |
| 11  | 0.90                | 50                  | COG | 120pF       | ±5%                   | CL10C121JB8N4N# |
| 12  | 0.90                | 50                  | COG | 150pF       | ±5%                   | CL10C151JB8N4N# |
| 13  | 0.90                | 50                  | COG | 150pF       | ±10%                  | CL10C151KB8N4N# |
| 14  | 0.90                | 50                  | COG | 220pF       | ±5%                   | CL10C221JB8N4N# |
| 15  | 0.90                | 50                  | COG | 330pF       | ±5%                   | CL10C331JB8N4N# |
| 16  | 0.90                | 50                  | COG | 330pF       | ±10%                  | CL10C331KB8N4N# |
| 17  | 0.90                | 50                  | COG | 390pF       | ±5%                   | CL10C391JB8N4N# |
| 18  | 0.90                | 50                  | COG | 470pF       | ±5%                   | CL10C471JB8N4N# |
| 19  | 0.90                | 50                  | COG | 560pF       | ±5%                   | CL10C561JB8N4N# |
| 20  | 0.90                | 50                  | COG | 680pF       | ±5%                   | CL10C681JB8N4N# |
| 21  | 0.90                | 50                  | COG | 820pF       | ±5%                   | CL10C821JB8N4N# |
| 22  | 0.90                | 50                  | COG | 1.2nF       | ±5%                   | CL10C122JB8N4N# |
| 23  | 0.90                | 50                  | COG | 1.8nF       | ±5%                   | CL10C182JB8N4N# |
| 24  | 0.90                | 50                  | COG | 2.2nF       | ±5%                   | CL10C222JB8N4N# |
| 25  | 0.90                | 50                  | COG | 3.3nF       | ±5%                   | CL10C332JB8N4N# |
| 26  | 0.90                | 100                 | COG | 100pF       | ±5%                   | CL10C101JC8N4N# |

Size Code (inch/mm) : 1210/3225

| No. | Thickness Max. (mm) | Rated Voltage (Vdc) | TCC | Capacitance | Capacitance Tolerance | Part Number     |
|-----|---------------------|---------------------|-----|-------------|-----------------------|-----------------|
| 1   | 2.70                | 1000                | COG | 10nF        | ±5%                   | CL32C103JIJN4N# |
| 2   | 2.70                | 1000                | COG | 15nF        | ±5%                   | CL32C153JIJN4N# |
| 3   | 2.80                | 1000                | COG | 22nF        | ±5%                   | CL32C223JIVN4N# |



# Normal Capacitors\_High Level II

## Product Lineup (X5R)

Size Code (inch/mm) : 0603/1608, 0805/2012

| No. | Thickness Max. (mm) | Rated Voltage (Vdc) | TCC | Capacitance | Capacitance Tolerance | Part Number     |
|-----|---------------------|---------------------|-----|-------------|-----------------------|-----------------|
| 1   | 0.90                | 6.3                 | X5R | 4.7uF       | ±10%                  | CL10A475KQ8N4N# |
| 2   | 0.90                | 6.3                 | X5R | 4.7uF       | ±20%                  | CL10A475MQ8N4N# |
| 3   | 0.90                | 10                  | X5R | 1uF         | ±10%                  | CL10A105KP8N4N# |
| 4   | 0.90                | 10                  | X5R | 4.7uF       | ±10%                  | CL10A475KP8N4N# |
| 5   | 0.95                | 10                  | X5R | 10uF        | ±10%                  | CL10A106KP8N4Q# |
| 6   | 0.90                | 16                  | X5R | 1uF         | ±10%                  | CL10A105K08N4N# |
| 7   | 0.90                | 25                  | X5R | 1uF         | ±10%                  | CL10A105KA8N4N# |
| 8   | 1.40                | 6.3                 | X5R | 22uF        | ±20%                  | CL21A226MQQN4N# |

## Product Lineup (X6S)

Size Code (inch/mm) : 1206/3216

| No. | Thickness Max. (mm) | Rated Voltage (Vdc) | TCC | Capacitance | Capacitance Tolerance | Part Number     |
|-----|---------------------|---------------------|-----|-------------|-----------------------|-----------------|
| 1   | 1.90                | 6.3                 | X6S | 100uF       | ±20%                  | CL31X107MQKN4N# |

Size Code (inch/mm) : 1210/3225

| No. | Thickness Max. (mm) | Rated Voltage (Vdc) | TCC | Capacitance | Capacitance Tolerance | Part Number     |
|-----|---------------------|---------------------|-----|-------------|-----------------------|-----------------|
| 1   | 2.80                | 2.5                 | X6S | 330uF       | ±20%                  | CL32X337MSVN4S# |

## Product Lineup (X7R/S)

Size Code (inch/mm) : 0402/1005, 1210/3225

| No. | Thickness Max. (mm) | Rated Voltage (Vdc) | TCC | Capacitance | Capacitance Tolerance | Part Number     |
|-----|---------------------|---------------------|-----|-------------|-----------------------|-----------------|
| 1   | 0.33                | 10                  | X7R | 100nF       | ±10%                  | CL03B104KP3N4N# |
| 2   | 0.33                | 10                  | X7S | 100nF       | ±10%                  | CL03Y104KP3N4N# |
| 3   | 0.55                | 10                  | X7R | 470nF       | ±10%                  | CL05B474KP5Z4N# |
| 4   | 0.55                | 16                  | X7R | 22nF        | ±10%                  | CL05B223K05Z4N# |
| 5   | 0.55                | 16                  | X7R | 100nF       | ±10%                  | CL05B104K05Z4N# |
| 6   | 0.55                | 25                  | X7R | 100nF       | ±10%                  | CL05B104KA5N4N# |
| 7   | 0.55                | 50                  | X7R | 1nF         | ±10%                  | CL05B102KB5Z4N# |
| 8   | 0.55                | 50                  | X7R | 4.7nF       | ±10%                  | CL05B472KB5S4N# |
| 9   | 0.55                | 50                  | X7R | 100nF       | ±10%                  | CL05B104KB5N4N# |
| 10  | 0.90                | 10                  | X7R | 1uF         | ±10%                  | CL10B105KP8N4N# |
| 11  | 0.90                | 10                  | X7R | 2.2uF       | ±10%                  | CL10B225KP8N4N# |
| 12  | 0.90                | 16                  | X7R | 1uF         | ±10%                  | CL10B105K08N4N# |
| 13  | 0.90                | 25                  | X7R | 100nF       | ±10%                  | CL10B104KA8Z4N# |
| 14  | 0.90                | 25                  | X7R | 220nF       | ±10%                  | CL10B224KA8Z4N# |
| 15  | 0.90                | 25                  | X7R | 1uF         | ±10%                  | CL10B105KA8N4N# |



# Normal Capacitors\_High Level II

Size Code (inch/mm) : 0402/1005, 1210/3225

| No. | Thickness Max. (mm) | Rated Voltage (Vdc) | TCC | Capacitance | Capacitance Tolerance | Part Number     |
|-----|---------------------|---------------------|-----|-------------|-----------------------|-----------------|
| 16  | 0.90                | 25                  | X7R | 1uF         | ±10%                  | CL10B105KA8Z4N# |
| 17  | 0.90                | 50                  | X7R | 1nF         | ±10%                  | CL10B102KB8Z4N# |
| 18  | 0.90                | 50                  | X7R | 6.8nF       | ±10%                  | CL10B682KB8N4N# |
| 19  | 0.90                | 50                  | X7R | 47nF        | ±10%                  | CL10B473KB8N4N# |
| 20  | 0.90                | 50                  | X7R | 100nF       | ±10%                  | CL10B104KB8Z4N# |
| 21  | 0.90                | 50                  | X7R | 220nF       | ±10%                  | CL10B224KB8Z4J# |
| 22  | 0.90                | 100                 | X7R | 100nF       | ±10%                  | CL10B104KC8N4N# |
| 23  | 1.50                | 16                  | X7S | 10uF        | ±20%                  | CL21Y106MOYZ4U# |
| 24  | 1.35                | 25                  | X7R | 1uF         | ±10%                  | CL21B105KAFZ4N# |
| 25  | 1.35                | 25                  | X7R | 2.2uF       | ±10%                  | CL21B225KAFZ4J# |
| 26  | 1.45                | 25                  | X7S | 4.7uF       | ±10%                  | CL21Y475KAYN4N# |
| 27  | 1.35                | 100                 | X7R | 100nF       | ±10%                  | CL21B104KCFZ4N# |
| 28  | 1.45                | 100                 | X7S | 1uF         | ±10%                  | CL21Y105KCYZ4N# |
| 29  | 1.90                | 6.3                 | X7R | 22uF        | ±10%                  | CL31B226KQKZ4N# |
| 30  | 1.90                | 6.3                 | X7T | 47uF        | ±20%                  | CL31Z476MQKN4N# |
| 31  | 1.80                | 10                  | X7R | 10uF        | ±10%                  | CL31B106KPHZ4N# |
| 32  | 1.90                | 10                  | X7R | 22uF        | ±10%                  | CL31B226KPKZ4N# |
| 33  | 1.80                | 25                  | X7R | 10uF        | ±10%                  | CL31B106KAHN4N# |
| 34  | 1.80                | 50                  | X7R | 1uF         | ±10%                  | CL31B105KBHN4N# |
| 35  | 1.80                | 100                 | X7R | 1uF         | ±10%                  | CL31B105KCHZ4N# |
| 36  | 1.80                | 100                 | X7R | 2.2uF       | ±10%                  | CL31B225KCHZ4N# |
| 37  | 1.80                | 100                 | X7S | 2.2uF       | ±10%                  | CL31Y225KCHZ4N# |
| 38  | 1.90                | 100                 | X7S | 4.7uF       | ±10%                  | CL31Y475KCK64N# |
| 39  | 1.90                | 100                 | X7S | 4.7uF       | ±10%                  | CL31Y475KCK6NW# |
| 40  | 2.80                | 6.3                 | X7S | 100uF       | ±20%                  | CL32Y107MQVN4N# |
| 41  | 2.80                | 50                  | X7R | 10uF        | ±10%                  | CL32B106KBVZ4N# |
| 42  | 2.70                | 100                 | X7R | 2.2uF       | ±10%                  | CL32B225KCJZ4N# |
| 43  | 2.70                | 100                 | X7R | 4.7uF       | ±10%                  | CL32B475KCJZ4N# |
| 44  | 2.20                | 100                 | X7S | 4.7uF       | ±10%                  | CL32Y475KCIZ4N# |
| 45  | 2.70                | 100                 | X7S | 4.7uF       | ±10%                  | CL32Y475KCJZ4N# |
| 46  | 2.80                | 100                 | X7S | 10uF        | ±10%                  | CL32Y106KCVZ4N# |

## Product Lineup (X8L)

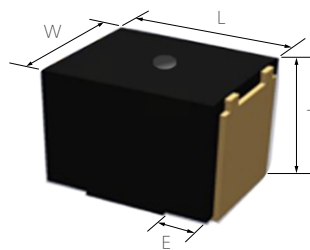
Size Code (inch/mm) : 1210/3225

| No. | Thickness Max. (mm) | Rated Voltage (Vdc) | TCC | Capacitance | Capacitance Tolerance | Part Number     |
|-----|---------------------|---------------------|-----|-------------|-----------------------|-----------------|
| 1   | 2.70                | 100                 | X8L | 4.7uF       | ±10%                  | CL32E475KCJZ4N# |

# Molded Frame Capacitors (MFC)

## Features

- Advanced solution beyond standard metal frame capacitor.
- Samsung MFC has a greater reliability than a general MLCC.
- High solder crack resistance at thermal cycling test.
- High board bending strength up to 10mm (specification: 5mm)
- Enhanced moisture resistance by Epoxy molding compound
- Acoustic noise reduction. (piezoelectric effect)
- Low ESR Metal frame plating(Material:Cu,Ni,Pd,Au)



## Application

- Power, DC-DC Converter where bending stress is high and high reliability is necessary.

## Specifications

| Samsung P/N     | Dimension (mm) |           |           |           |
|-----------------|----------------|-----------|-----------|-----------|
|                 | L              | W         | T         | E         |
| CL32B225KCDMNWF | 3.80±0.10      | 2.80±0.10 | 3.35±0.10 | 0.80±0.15 |
| CL32Y225KCDMNWF | 3.80±0.10      | 2.80±0.10 | 3.35±0.10 | 0.80±0.15 |

### Land Dimension

(Unit : mm)

| Chip Size              | Chip Tol. | a       | b       | c         | (a+2b)min | (a+2b)max | Wmin | Wmax |
|------------------------|-----------|---------|---------|-----------|-----------|-----------|------|------|
| 1210<br>(EIA code) MFC | ±0.10     | 2.0~2.2 | 1.1~1.3 | 2.30~2.50 | 4.20      | 4.80      | 2.70 | 2.90 |

## Product LineUp

Size Code (inch/mm) : 1210/3225

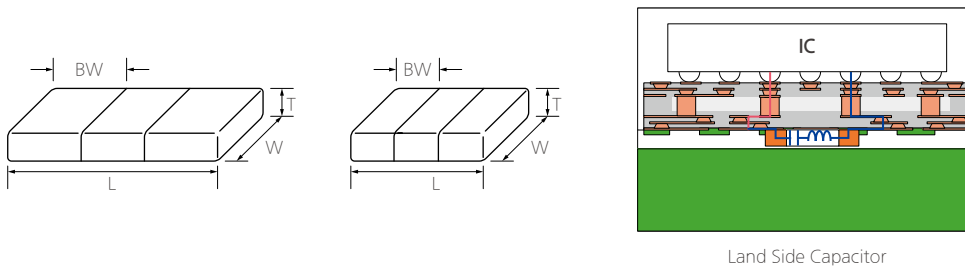
| No. | Thickness Max. (mm) | Rated Voltage (Vdc) | TCC | Capacitance | Capacitance Tolerance | Part Number     |
|-----|---------------------|---------------------|-----|-------------|-----------------------|-----------------|
| 1   | 0.45                | 100                 | X7S | 4.7uF       | ±10%                  | CL32Y475KCDMNW# |
| 2   | 0.45                | 100                 | X7R | 2.2uF       | ±10%                  | CL32B225KCDMNW# |

# Land Side Capacitors (LSC)

Land Side

## Features

- This can be mounted between the solder balls to deal with thin devices or modules.
- It can reduce the thickness of the module.
- It can quickly supply stable current to high-speed AP of mobile devices.
- In addition it helps remove high-frequency noise, suffering less from external environmental stress.

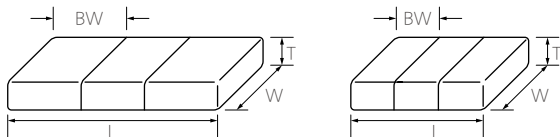


Land Side Capacitor

## Application

- Smart Phone, Wearable Devices, IC Package, Module Products

## Structure and Dimensions



| Size Code | Dimension (mm) |           |               |                |             | EIA (inch) |
|-----------|----------------|-----------|---------------|----------------|-------------|------------|
|           | L              | W         | T             | Thickness Code | BW          |            |
| 02        | 0.40±0.02      | 0.20±0.02 | 0.095±0.015   | L              | 0.10±0.03   | 01005      |
| 05        | 1.00±0.05      | 0.50±0.05 | 0.0975±0.0125 | L              | 0.250±0.075 | 0402       |
|           | 1.00±0.05      | 0.50±0.05 | 0.20±0.02     | 2              | 0.25±0.10   | 0402       |
| L3        | 0.30±0.03      | 0.60±0.03 | 0.18±0.02     | W              | 0.10±0.03   | 0102       |
| L5        | 0.52±0.05      | 1.00±0.05 | 0.085±0.015   | J              | 0.145±0.050 | 0204       |



# Land Side Capacitors (LSC)

## Capacitance Table (X5R)

| TCC            | Size Code (inch/mm) | Rated Voltage (Vdc) | Capacitance |   |    |     |   |    |     |   |    | Capacitance Range |     |  |  |  |  |  |  |               |
|----------------|---------------------|---------------------|-------------|---|----|-----|---|----|-----|---|----|-------------------|-----|--|--|--|--|--|--|---------------|
|                |                     |                     | pF          |   |    | nF  |   |    | uF  |   |    |                   |     |  |  |  |  |  |  |               |
|                |                     |                     | 0.1         | 1 | 10 | 100 | 1 | 10 | 100 | 1 | 10 |                   | 100 |  |  |  |  |  |  |               |
| X5R<br>(85°C)  | 0102/0306           | 25                  |             |   |    |     |   |    |     |   |    |                   |     |  |  |  |  |  |  | 22nF - 33nF   |
|                | 01005/0402          | 6.3                 |             |   |    |     |   |    |     |   |    |                   |     |  |  |  |  |  |  | 51pF - 1nF    |
|                | 0402/1005           | 6.3                 |             |   |    |     |   |    |     |   |    |                   |     |  |  |  |  |  |  | 220nF - 220nF |
| X7T<br>(125°C) | 0204/0510           | 2.5                 |             |   |    |     |   |    |     |   |    |                   |     |  |  |  |  |  |  | 1uF - 1uF     |

## Product Lineup (X5R)

Size Code (inch/mm) : 0102/0306

| No. | Thickness Max. (mm) | Rated Voltage (Vdc) | TCC | Capacitance | Capacitance Tolerance | Part Number     |
|-----|---------------------|---------------------|-----|-------------|-----------------------|-----------------|
| 1   | 0.235               | 25                  | X5R | 33nF        | ±10%                  | CLL3A333KAYHLN# |
| 2   | 0.20                | 25                  | X5R | 22nF        | ±10%                  | CLL3A223KAWHLN# |

Size Code (inch/mm) : 01005/0402

| No. | Thickness Max. (mm) | Rated Voltage (Vdc) | TCC | Capacitance | Capacitance Tolerance | Part Number     |
|-----|---------------------|---------------------|-----|-------------|-----------------------|-----------------|
| 1   | 0.11                | 6.3                 | X5R | 51pF        | ±20%                  | CL02A510MQLHNN# |
| 2   | 0.11                | 6.3                 | X5R | 680pF       | ±20%                  | CL02A681MQLHNN# |
| 3   | 0.11                | 6.3                 | X5R | 1nF         | ±20%                  | CL02A102MQLHNN# |

Size Code (inch/mm) : 0402/1005

| No. | Thickness Max. (mm) | Rated Voltage (Vdc) | TCC | Capacitance | Capacitance Tolerance | Part Number     |
|-----|---------------------|---------------------|-----|-------------|-----------------------|-----------------|
| 1   | 0.10                | 6.3                 | X5R | 220nF       | ±20%                  | CL05A224MQLHEC# |

## Product Lineup (X7T)

Size Code (inch/mm) : 0204/0510

| No. | Thickness Max. (mm) | Rated Voltage (Vdc) | TCC | Capacitance | Capacitance Tolerance | Part Number     |
|-----|---------------------|---------------------|-----|-------------|-----------------------|-----------------|
| 1   | 0.22                | 2.5                 | X7T | 1uF         | ±20%                  | CLL5Z105MS2HLN# |

# High Bending Strength Capacitors

High Bending Strength

## Features

- The mechanical stress on the chip can be absorbed by the characteristic of Soft Termination.
- It is also resistant to stress caused by board bending.



- ① Ni/Sn
- ② Metal/Epoxy Termination
- ③ Cu-Term

## Application

- All Application (Smart Phone, PC, HDD/SSD Board, Tablet, Display, Etc), Power (SMPS, DC-DC Converter), Industrial Application

## Structure and Dimensions



| Size Code | Dimension (mm) |           |           |                |               | EIA (inch) |
|-----------|----------------|-----------|-----------|----------------|---------------|------------|
|           | L              | W         | T         | Thkckness Code | BW            |            |
| 03        | 0.60±0.03      | 0.30±0.03 | 0.30±0.03 | 3              | 0.15±0.05     | 0201       |
| 05        | 1.00±0.05      | 0.50±0.05 | 0.50±0.05 | 5              | 0.25±0.10     | 0402       |
| 10        | 1.60±0.10      | 0.80±0.10 | 0.80±0.10 | 8              | 0.30±0.20     | 0603       |
| 21        | 2.00±0.10      | 1.25±0.10 | 0.85±0.10 | C              | 0.50+0.2/-0.3 | 0805       |
|           | 2.00±0.10      | 1.25±0.10 | 1.25±0.10 | F              |               |            |
|           | 2.00±0.15      | 1.25±0.15 | 1.25±0.15 | Q              |               |            |
| 31        | 3.20±0.15      | 1.60±0.15 | 1.25±0.15 | F              | 0.50±0.30     | 1206       |
|           | 3.20±0.20      | 1.60±0.20 | 1.60±0.20 | H              |               |            |
| 32        | 3.20±0.30      | 2.50±0.20 | 1.60±0.10 | T              | 0.60±0.30     | 1210       |
|           | 3.20±0.30      | 2.50±0.20 | 2.50±0.20 | J              |               |            |
|           | 3.20±0.40      | 2.50±0.30 | 2.50±0.30 | V              |               |            |

## Capacitance Table (X5R)

| TCC        | Size Code (inch/mm) | Rated Voltage (Vdc) | Capacitance |   |    |     |   |    |     |   |    |     | Capacitance Range |  |              |
|------------|---------------------|---------------------|-------------|---|----|-----|---|----|-----|---|----|-----|-------------------|--|--------------|
|            |                     |                     | pF          |   |    | nF  |   |    | uF  |   |    |     |                   |  |              |
|            |                     |                     | 0.1         | 1 | 10 | 100 | 1 | 10 | 100 | 1 | 10 | 100 |                   |  |              |
| X5R (85°C) | 0201/0603           | 10                  |             |   |    |     |   |    |     |   |    |     |                   |  | 100nF - 1uF  |
|            |                     | 6.3                 |             |   |    |     |   |    |     |   |    |     |                   |  | 4.7uF - 22uF |
|            | 0402/1005           | 10                  |             |   |    |     |   |    |     |   |    |     |                   |  | 2.2uF - 10uF |
|            |                     | 6.3                 |             |   |    |     |   |    |     |   |    |     |                   |  | 10uF - 10uF  |
|            |                     | 10                  |             |   |    |     |   |    |     |   |    |     |                   |  | 22uF - 22uF  |





# High Bending Strength Capacitors

## Capacitance Table (X8L)

| TCC         | Size Code (inch/mm) | Rated Voltage (Vdc) | Capacitance |   |    |     |    |    |     |   |    |     |  |  | Capacitance Range |  |  |  |               |
|-------------|---------------------|---------------------|-------------|---|----|-----|----|----|-----|---|----|-----|--|--|-------------------|--|--|--|---------------|
|             |                     |                     | pF          |   |    |     | nF |    |     |   | uF |     |  |  |                   |  |  |  |               |
|             |                     |                     | 0.1         | 1 | 10 | 100 | 1  | 10 | 100 | 1 | 10 | 100 |  |  |                   |  |  |  |               |
| X8L (150°C) | 1210/3225           | 100                 |             |   |    |     |    |    |     |   |    |     |  |  |                   |  |  |  | 4.7uF - 4.7uF |

## Product Lineup (X5R)

Size Code (inch/mm) : 0201/0603

| No. | Thickness Max. (mm) | Rated Voltage (Vdc) | TCC | Capacitance | Capacitance Tolerance | Part Number     |
|-----|---------------------|---------------------|-----|-------------|-----------------------|-----------------|
| 1   | 0.33                | 10                  | X5R | 100nF       | ±10%                  | CL03A104KP3ZNN# |
| 2   | 0.35                | 10                  | X5R | 1uF         | ±20%                  | CL03A105MP3ZSN# |

Size Code (inch/mm) : 0402/1005

| No. | Thickness Max. (mm) | Rated Voltage (Vdc) | TCC | Capacitance | Capacitance Tolerance | Part Number     |
|-----|---------------------|---------------------|-----|-------------|-----------------------|-----------------|
| 1   | 0.57                | 10                  | X5R | 2.2uF       | ±10%                  | CL05A225KP5ZSN# |
| 2   | 0.65                | 6.3                 | X5R | 4.7uF       | ±20%                  | CL05A475MQ5ZRN# |
| 3   | 0.65                | 10                  | X5R | 4.7uF       | ±10%                  | CL05A475KP5ZRN# |
| 4   | 0.70                | 6.3                 | X5R | 10uF        | ±20%                  | CL05A106MQ5ZUN# |
| 5   | 0.70                | 10                  | X5R | 10uF        | ±20%                  | CL05A106MP5ZUN# |

Size Code (inch/mm) : 0603/1608

| No. | Thickness Max. (mm) | Rated Voltage (Vdc) | TCC | Capacitance | Capacitance Tolerance | Part Number     |
|-----|---------------------|---------------------|-----|-------------|-----------------------|-----------------|
| 1   | 0.95                | 6.3                 | X5R | 10uF        | ±20%                  | CL10A106MQ8ZQN# |
| 2   | 1.05                | 10                  | X5R | 22uF        | ±20%                  | CL10A226MP8ZUN# |

## Product Lineup (X6S)

Size Code (inch/mm) : 1210/3225

| No. | Thickness Max. (mm) | Rated Voltage (Vdc) | TCC | Capacitance | Capacitance Tolerance | Part Number     |
|-----|---------------------|---------------------|-----|-------------|-----------------------|-----------------|
| 1   | 2.80                | 16                  | X6S | 47uF        | ±10%                  | CL32X476KOVZNW# |



# High Bending Strength Capacitors

## Product Lineup (X7S)

Size Code (inch/mm) : 0805/2012

| No. | Thickness Max. (mm) | Rated Voltage (Vdc) | TCC | Capacitance | Capacitance Tolerance | Part Number     |
|-----|---------------------|---------------------|-----|-------------|-----------------------|-----------------|
| 1   | 1.35                | 100                 | X7S | 220nF       | ±10%                  | CL21Y224KCFW6#  |
| 2   | 1.45                | 100                 | X7S | 1uF         | ±10%                  | CL21Y105KCYZ4N# |
| 3   | 1.50                | 16                  | X7S | 10uF        | ±20%                  | CL21Y106MOYZ4U# |

Size Code (inch/mm) : 1206/3216

| No. | Thickness Max. (mm) | Rated Voltage (Vdc) | TCC | Capacitance | Capacitance Tolerance | Part Number     |
|-----|---------------------|---------------------|-----|-------------|-----------------------|-----------------|
| 1   | 1.80                | 100                 | X7S | 2.2uF       | ±10%                  | CL31Y225KCHZ4N# |
| 2   | 1.90                | 16                  | X7S | 22uF        | ±10%                  | CL31Y226KOK64N# |
| 3   | 1.90                | 25                  | X7S | 22uF        | ±20%                  | CL31Y226MAK64N# |
| 4   | 1.90                | 100                 | X7S | 4.7uF       | ±10%                  | CL31Y475KCK64N# |

Size Code (inch/mm) : 1210/3225

| No. | Thickness Max. (mm) | Rated Voltage (Vdc) | TCC | Capacitance | Capacitance Tolerance | Part Number     |
|-----|---------------------|---------------------|-----|-------------|-----------------------|-----------------|
| 1   | 2.20                | 100                 | X7S | 4.7uF       | ±10%                  | CL32Y475KCIZ4N# |
| 2   | 2.70                | 100                 | X7S | 4.7uF       | ±10%                  | CL32Y475KCJZ4N# |
| 3   | 2.80                | 100                 | X7S | 10uF        | ±10%                  | CL32Y106KCV64N# |
| 4   | 2.80                | 100                 | X7S | 10uF        | ±10%                  | CL32Y106KCVZ4N# |



# High Bending Strength Capacitors

## Product Lineup (X7R)

Size Code (inch/mm) : 0402/1005

| No. | Thickness Max. (mm) | Rated Voltage (Vdc) | TCC | Capacitance | Capacitance Tolerance | Part Number     |
|-----|---------------------|---------------------|-----|-------------|-----------------------|-----------------|
| 1   | 0.55                | 10                  | X7R | 470nF       | ±10%                  | CL05B474KP5Z4N# |
| 2   | 0.55                | 16                  | X7R | 100nF       | ±10%                  | CL05B104K05Z4N# |
| 3   | 0.55                | 16                  | X7R | 22nF        | ±10%                  | CL05B223K05Z4N# |
| 4   | 0.55                | 50                  | X7R | 1nF         | ±10%                  | CL05B102KB5Z4N# |
| 5   | 0.55                | 50                  | X7R | 2.2nF       | ±10%                  | CL05B222KB5Z4N# |

Size Code (inch/mm) : 0603/1608

| No. | Thickness Max. (mm) | Rated Voltage (Vdc) | TCC | Capacitance | Capacitance Tolerance | Part Number     |
|-----|---------------------|---------------------|-----|-------------|-----------------------|-----------------|
| 1   | 0.70                | 100                 | X7R | 10nF        | ±10%                  | CL21B103KC6Z4N# |
| 2   | 0.90                | 25                  | X7R | 100nF       | ±10%                  | CL10B104KA8Z4N# |
| 3   | 0.90                | 25                  | X7R | 1uF         | ±10%                  | CL10B105KA8Z4N# |
| 4   | 0.90                | 25                  | X7R | 220nF       | ±10%                  | CL10B224KA8Z4N# |
| 5   | 0.90                | 50                  | X7R | 100nF       | ±10%                  | CL10B104KB8ZW6# |
| 6   | 0.90                | 50                  | X7R | 100nF       | ±10%                  | CL10B104KB8Z4N# |
| 7   | 0.90                | 50                  | X7R | 1nF         | ±10%                  | CL10B102KB8Z4N# |
| 8   | 0.90                | 50                  | X7R | 220nF       | ±10%                  | CL10B224KB8Z4J# |
| 9   | 0.95                | 50                  | X7R | 1uF         | ±10%                  | CL10B105KB8Z4Q# |

Size Code (inch/mm) : 0805/2012

| No. | Thickness Max. (mm) | Rated Voltage (Vdc) | TCC | Capacitance | Capacitance Tolerance | Part Number     |
|-----|---------------------|---------------------|-----|-------------|-----------------------|-----------------|
| 1   | 0.95                | 250                 | X7R | 1nF         | ±10%                  | CL21B102KECSW6# |
| 2   | 1.35                | 25                  | X7R | 1uF         | ±10%                  | CL21B105KAFZ4N# |
| 3   | 1.35                | 25                  | X7R | 2.2uF       | ±10%                  | CL21B225KAFZ4J# |
| 4   | 1.35                | 100                 | X7R | 100nF       | ±10%                  | CL21B104KCFZ4N# |



# High Bending Strength Capacitors

Size Code (inch/mm) : 1206/3216

| No. | Thickness Max. (mm) | Rated Voltage (Vdc) | TCC | Capacitance | Capacitance Tolerance | Part Number     |
|-----|---------------------|---------------------|-----|-------------|-----------------------|-----------------|
| 1   | 1.40                | 630                 | X7R | 10nF        | ±10%                  | CL31B103KHFSW6# |
| 2   | 1.40                | 630                 | X7R | 1nF         | ±10%                  | CL31B102KHFSW6# |
| 3   | 1.45                | 250                 | X7R | 22nF        | ±10%                  | CL21B223KEY64N# |
| 4   | 1.80                | 10                  | X7R | 10uF        | ±10%                  | CL31B106KPHZ4N# |
| 5   | 1.80                | 25                  | X7R | 10uF        | ±10%                  | CL31B106KAHZW6# |
| 6   | 1.80                | 25                  | X7R | 4.7uF       | ±10%                  | CL31B475KAHZW6# |
| 7   | 1.80                | 35                  | X7R | 10uF        | ±10%                  | CL31B106KLHSNN# |
| 8   | 1.80                | 100                 | X7R | 1uF         | ±10%                  | CL31B105KCHZ4N# |
| 9   | 1.80                | 100                 | X7R | 2.2uF       | ±10%                  | CL31B225KCHZ4N# |
| 10  | 1.80                | 250                 | X7R | 100nF       | ±10%                  | CL31B104KEHSW6# |
| 11  | 1.80                | 630                 | X7R | 22nF        | ±10%                  | CL31B223KHH64N# |
| 12  | 1.80                | 1000                | X7R | 10nF        | ±10%                  | CL31B103KIHZ4N# |
| 13  | 1.90                | 6.3                 | X7R | 22uF        | ±10%                  | CL31B226KQKZ4N# |
| 14  | 1.90                | 10                  | X7R | 22uF        | ±10%                  | CL31B226KPKZ4N# |

Size Code (inch/mm) : 1210/3225

| No. | Thickness Max. (mm) | Rated Voltage (Vdc) | TCC | Capacitance | Capacitance Tolerance | Part Number     |
|-----|---------------------|---------------------|-----|-------------|-----------------------|-----------------|
| 1   | 2.00                | 250                 | X7R | 220nF       | ±10%                  | CL32B224KEU64N# |
| 2   | 2.70                | 50                  | X7R | 10uF        | ±10%                  | CL32B106KBJZW6# |
| 3   | 2.70                | 50                  | X7R | 4.7uF       | ±10%                  | CL32B475KBJSW6# |
| 4   | 2.70                | 100                 | X7R | 2.2uF       | ±10%                  | CL32B225KCJZW6# |
| 5   | 2.70                | 100                 | X7R | 2.2uF       | ±10%                  | CL32B225KCJZ4N# |
| 6   | 2.70                | 100                 | X7R | 4.7uF       | ±10%                  | CL32B475KCJZ4N# |
| 7   | 2.80                | 50                  | X7R | 10uF        | ±10%                  | CL32B106KBVZ4N# |

## Product Lineup (X8L)

Size Code (inch/mm) : 1210/3225

| No. | Thickness Max. (mm) | Rated Voltage (Vdc) | TCC | Capacitance | Capacitance Tolerance | Part Number     |
|-----|---------------------|---------------------|-----|-------------|-----------------------|-----------------|
| 1   | 2.70                | 100                 | X8L | 4.7uF       | ±10%                  | CL32E475KCJZ4N# |

# Low Acoustic Noise Capacitors

Low Acoustic Noise

## Features

- MLCC tremors can occur due to piezoelectric phenomena in electronic devices.
- These tremors are transmitted to the substrate, causing the substrate to tremble, causing audible noise (20Hz~20kHz).
- Low Acoustic Noise products are a solution that can effectively reduce this noise.



- \* THMC : Thick Horizontally Mounted Capacitor
- \* ANSC : Acoustic Noise Suppressed Capacitor



[Comparison of Noise Reduction Effects]



# Low Acoustic Noise Capacitors



## Application

- All Application (Smart Phone, PC, HDD/SSD Board, Tablet, Display, Etc), Power (SMPS, DC-DC Converter), Industrial Application

## Structure and Dimensions

### Low Acoustic Noise Capacitor\_THMC



| Size Code | Dimension (mm) |           |           |               |                 | EIA (inch) |
|-----------|----------------|-----------|-----------|---------------|-----------------|------------|
|           | L              | W         | T         | Thckness Code | BW              |            |
| 05        | 1.00±0.25      | 0.50±0.25 | 0.60±0.25 | 6             | 0.25±0.10       | 0402       |
|           | 1.00±0.15      | 0.50±0.15 | 0.70±0.10 | 7             |                 |            |
|           | 1.00±0.20      | 0.50±0.20 | 0.80±0.10 | 8             |                 |            |
|           | 1.00±0.20      | 0.50±0.20 | 0.90±0.10 | 9             |                 |            |
| 10        | 1.60±0.30      | 0.80±0.30 | 0.90±0.10 | 9             | 0.30±0.20       | 0603       |
|           | 1.60±0.25      | 0.80±0.25 | 0.85±0.10 | C             |                 |            |
|           | 1.60±0.20      | 0.80±0.20 | 1.10±0.10 | E             |                 |            |
|           | 1.60±0.25      | 0.80±0.25 | 1.15±0.10 | M             |                 |            |
|           | 1.60±0.10      | 0.80±0.10 | 0.95±0.10 | N             |                 |            |
| 21        | 2.00±0.20      | 1.25±0.20 | 1.10±0.10 | E             | 0.50+0.20/-0.30 | 0805       |





# Low Acoustic Noise Capacitors

Size Code (inch/mm) : 0603/1608

| No. | Thickness Max. (mm) | Rated Voltage (Vdc) | TCC | Capacitance | Capacitance Tolerance | Part Number     | Remarks |
|-----|---------------------|---------------------|-----|-------------|-----------------------|-----------------|---------|
| 1   | 0.80                | 10                  | X5R | 22uF        | ±20%                  | CL10A226MP7ZZB# | T-HMC   |
| 2   | 0.95                | 6.3                 | X5R | 22uF        | ±20%                  | CL10A226MQCNUB# | T-HMC   |
| 3   | 0.95                | 10                  | X5R | 22uF        | ±20%                  | CL10A226MPCNUB# | T-HMC   |
| 4   | 1.00                | 10                  | X5R | 22uF        | ±20%                  | CL10A226MP9NZB# | T-HMC   |
| 5   | 1.00                | 10                  | X5R | 4.7uF       | ±10%                  | CL10A475KP9NHB# | T-HMC   |
| 6   | 1.05                | 6.3                 | X5R | 10uF        | ±20%                  | CL10A106MQNNHB# | T-HMC   |
| 7   | 1.05                | 10                  | X5R | 10uF        | ±20%                  | CL10A106MPNNHB# | T-HMC   |
| 8   | 1.20                | 6.3                 | X5R | 47uF        | ±20%                  | CL10A476MQENRB# | T-HMC   |
| 9   | 1.20                | 25                  | X5R | 10uF        | ±20%                  | CL10A106MAEURN# | ANSC-B  |
| 10  | 1.25                | 6.3                 | X5R | 22uF        | ±20%                  | CL10A226MQMNUB# | T-HMC   |
| 11  | 1.25                | 10                  | X5R | 22uF        | ±20%                  | CL10A226MPMNUB# | T-HMC   |

Size Code (inch/mm) : 0805/2012

| No. | Thickness Max. (mm) | Rated Voltage (Vdc) | TCC | Capacitance | Capacitance Tolerance | Part Number     | Remarks |
|-----|---------------------|---------------------|-----|-------------|-----------------------|-----------------|---------|
| 1   | 1.20                | 25                  | X5R | 10uF        | ±10%                  | CL21A106KAENRB# | T-HMC   |
| 2   | 2.00                | 25                  | X5R | 10uF        | ±10%                  | CL21A106KAUUNN# | ANSC-A  |

## Product Lineup (X6S)

Size Code (inch/mm) : 0402/1005

| No. | Thickness Max. (mm) | Rated Voltage (Vdc) | TCC | Capacitance | Capacitance Tolerance | Part Number     | Remarks |
|-----|---------------------|---------------------|-----|-------------|-----------------------|-----------------|---------|
| 1   | 0.85                | 2.5                 | X6S | 20uF        | ±20%                  | CL05X206MS6N6B# | T-HMC   |

Size Code (inch/mm) : 0603/1608

| No. | Thickness Max. (mm) | Rated Voltage (Vdc) | TCC | Capacitance | Capacitance Tolerance | Part Number     | Remarks |
|-----|---------------------|---------------------|-----|-------------|-----------------------|-----------------|---------|
| 1   | 1.20                | 6.3                 | X6S | 22uF        | ±20%                  | CL10X226MQEURN# | ANSC-B  |

# Low ESL Capacitors Low ESL

## Features

- MLCCs with low equivalent series inductance (ESL) can be used in circuits with limited mounting area, as a small quantity of such MLCCs can sufficiently replace high-speed IC MLCCs.

Multiple MLCC Used for Energy Transfer



Multiple MLCCs Used

Low ESL MLCC



Low ESL MLCC Used



[Comparison between Impedance-Frequency Characteristics]



## Application

- All Application (Smart Phone, Wearable Devices, IC Package, PC)



# Low ESL Capacitors

## Structure and Dimensions

Low ESL Capacitor\_Reverse



| Size Code | Dimension (mm) |           |                 |               |           | EIA (inch) |
|-----------|----------------|-----------|-----------------|---------------|-----------|------------|
|           | L              | W         | T               | Thckness Code | BW        |            |
| L5        | 0.52±0.05      | 1.00±0.05 | 0.20±0.02       | 2             | 0.18±0.06 | 0204       |
|           | 0.52±0.05      | 1.00±0.05 | 0.30±0.05       | 3             | 0.18±0.06 |            |
| 01        | 0.80±0.15      | 1.60±0.20 | 0.50±0.05/-0.10 | 5             | 0.25±0.15 | 0306       |

Low ESL Capacitor\_3T



| Size Code | Dimension (mm) |           |           |               |           |           |           | EIA (inch) |
|-----------|----------------|-----------|-----------|---------------|-----------|-----------|-----------|------------|
|           | L              | W         | T         | Thckness Code | BW        |           |           |            |
|           |                |           |           |               | A         | B         | C         |            |
| 05        | 1.05±0.05      | 0.65±0.05 | 0.45±0.05 | 5             | 0.17±0.10 | 0.35±0.10 | 0.15±0.10 | 0402       |
|           | 1.10±0.15      | 0.60±0.05 | 0.60±0.05 | 6             | 0.20±0.10 | 0.35±0.10 | 0.15±0.10 |            |
|           | 1.00±0.15      | 0.50±0.15 | 0.30±0.09 | B             | 0.20±0.10 | 0.35±0.10 | 0.15±0.10 |            |
| 19        | 1.20±0.05      | 0.90±0.05 | 0.75±0.05 | 7             | 0.15±0.10 | 0.50±0.10 | 0.20±0.10 | 0503       |
|           | 1.20±0.05      | 0.90±0.05 | 0.60±0.05 | A             | 0.15±0.10 | 0.50±0.10 | 0.20±0.10 |            |

Low ESL Capacitor\_8T



| Size Code | Dimension (mm) |           |               |               |           |           | EIA (inch) |      |
|-----------|----------------|-----------|---------------|---------------|-----------|-----------|------------|------|
|           | L              | W         | T             | Thckness Code | BW        | SW        |            | P    |
| 10        | 1.60±0.10      | 0.80±0.10 | 0.5±0.05/-0.1 | 5             | 0.25±0.10 | 0.15±0.10 | 0.40±0.10  | 0603 |





# Low ESL Capacitors

## Product Lineup (X5R\_3T)

Size Code (inch/mm) : 0402/1005

| No. | Thickness Max. (mm) | Rated Voltage (Vdc) | TCC | Capacitance | Capacitance Tolerance | Part Number     | Remarks     |
|-----|---------------------|---------------------|-----|-------------|-----------------------|-----------------|-------------|
| 1   | 0.39                | 4                   | X5R | 6.7uF       | ±20%                  | CL05A675MRBNWR# | 3T(Low ESL) |
| 2   | 0.50                | 4                   | X5R | 4.3uF       | ±20%                  | CL05A435MR5NWN# | 3T(Low ESL) |
| 3   | 0.65                | 4                   | X5R | 11uF        | ±20%                  | CL05A116MR6DWR# | 3T(Low ESL) |
| 4   | 0.65                | 4                   | X5R | 15uF        | ±20%                  | CL05A156MR6NWR# | 3T(Low ESL) |

Size Code (inch/mm) : 0503/1209

| No. | Thickness Max. (mm) | Rated Voltage (Vdc) | TCC | Capacitance | Capacitance Tolerance | Part Number     | Remarks     |
|-----|---------------------|---------------------|-----|-------------|-----------------------|-----------------|-------------|
| 1   | 0.55                | 4                   | X5R | 22uF        | ±20%                  | CL19A226MR3NWX# | 3T(Low ESL) |
| 2   | 0.65                | 4                   | X5R | 15uF        | ±20%                  | CL19A156MRANWN# | 3T(Low ESL) |
| 3   | 0.65                | 4                   | X5R | 22uF        | ±20%                  | CL19A226MR5NWX# | 3T(Low ESL) |
| 4   | 0.65                | 4                   | X5R | 22uF        | ±20%                  | CL19A226MRANWN# | 3T(Low ESL) |
| 5   | 0.80                | 4                   | X5R | 22uF        | ±20%                  | CL19A226MR7IWX# | 3T(Low ESL) |
| 6   | 0.80                | 4                   | X5R | 22uF        | ±20%                  | CL19A226MR7IWN# | 3T(Low ESL) |

## Product Lineup (X6S\_3T)

Size Code (inch/mm) : 0402/1005

| No. | Thickness Max. (mm) | Rated Voltage (Vdc) | TCC | Capacitance | Capacitance Tolerance | Part Number     | Remarks     |
|-----|---------------------|---------------------|-----|-------------|-----------------------|-----------------|-------------|
| 1   | 0.50                | 2.5                 | X6S | 4.3uF       | ±20%                  | CL05X435MS5NWX# | 3T(Low ESL) |
| 2   | 0.50                | 2.5                 | X6S | 4.3uF       | ±20%                  | CL05X435MS5NWN# | 3T(Low ESL) |

## Product Lineup (X6T\_3T)

Size Code (inch/mm) : 0402/1005

| No. | Thickness Max. (mm) | Rated Voltage (Vdc) | TCC | Capacitance | Capacitance Tolerance | Part Number     | Remarks     |
|-----|---------------------|---------------------|-----|-------------|-----------------------|-----------------|-------------|
| 1   | 0.39                | 2.5                 | X6T | 6.7uF       | ±20%                  | CL05W675MSBNWR# | 3T(Low ESL) |



# Low ESL Capacitors

## Product Lineup (X7S\_8T)

Size Code (inch/mm) : 0603/1608

| No. | Thickness Max. (mm) | Rated Voltage (Vdc) | TCC | Capacitance | Capacitance Tolerance | Part Number     | Remarks     |
|-----|---------------------|---------------------|-----|-------------|-----------------------|-----------------|-------------|
| 1   | 0.55                | 4V                  | X7S | 2.2uF       | ±20%                  | CL10Y225MR5NJN# | 8T(Low ESL) |

## Product Lineup (X5R\_Reverse)

Size Code (inch/mm) : 0204/0510

| No. | Thickness Max. (mm) | Rated Voltage (Vdc) | TCC | Capacitance | Capacitance Tolerance | Part Number     | Remarks           |
|-----|---------------------|---------------------|-----|-------------|-----------------------|-----------------|-------------------|
| 1   | 0.10                | 2.5                 | X5R | 550nF       | ±20%                  | CLL5A554MSJHLC# | Reverse (Low ESL) |
| 2   | 0.10                | 4                   | X5R | 220nF       | ±20%                  | CLL5A224MRJHLC# | Reverse (Low ESL) |

## Product Lineup (X6S\_Reverse)

Size Code (inch/mm) : 0204/0510

| No. | Thickness Max. (mm) | Rated Voltage (Vdc) | TCC | Capacitance | Capacitance Tolerance | Part Number     | Remarks           |
|-----|---------------------|---------------------|-----|-------------|-----------------------|-----------------|-------------------|
| 1   | 0.10                | 2.5                 | X6S | 470nF       | ±20%                  | CLL5X474MSJHLC# | Reverse (Low ESL) |
| 2   | 0.35                | 4                   | X6S | 1uF         | ±20%                  | CLL5X105MR3NLN# | Reverse (Low ESL) |

## Product Lineup (X7S\_Reverse)

Size Code (inch/mm) : 0306/0816

| No. | Thickness Max. (mm) | Rated Voltage (Vdc) | TCC | Capacitance | Capacitance Tolerance | Part Number     | Remarks           |
|-----|---------------------|---------------------|-----|-------------|-----------------------|-----------------|-------------------|
| 1   | 0.55                | 4                   | X7S | 1uF         | ±20%                  | CL01Y105MR5NLN# | Reverse (Low ESL) |

# Application Guide

## Smartphone / Tablet

As smartphone has high-performance hardware functions to provide enhanced user experience, various voltage regulators are required for each IC. Power management system includes several PMICs as well as charging system with external passive components.



| Noise Filtering, Stable Power Delivery   | High Bending Strength                                       | Middle & High Freq. Noise                              | Audible Noise  | High Freq. Noise, Limited Space                                 |
|--|---|--|--|---|
| <b>Normal</b>  | <b>Soft Termination</b>                                     | <b>Low ESL</b>   | <b>Low Acoustic</b>  | <b>LSC</b>  |
| <ul style="list-style-type: none"> <li>1 High C</li> <li>2 3 10V ↑</li> <li>4 Low Profile</li> </ul> | <ul style="list-style-type: none"> <li>2 4 2mm ↑</li> </ul> | <ul style="list-style-type: none"> <li>1 3T</li> </ul> | <ul style="list-style-type: none"> <li>2 THMC, ANSC</li> </ul> | <ul style="list-style-type: none"> <li>5 Low Profile</li> </ul> |

# Application Guide

## Laptop

Laptop consist of various form factors and functions by models in consideration of the needs of various customers. In order to implement those functions, many of such function blocks as Memory, Storage, Wi-Fi, are organically connected around the CPU module, and require various power sources. In accordance with the recent trend of high performance, miniaturization and sliming of the sets, passive components are being developed with a focus on high temperature and high capacitance.



| Noise Filtering, Stable Power Delivery | High Bending Strength | Middle & High Freq. Noise | Audible Noise |
|--|-----------------------|---------------------------|---------------|
| Normal                                 | Soft Termination      | Low ESL                   | Low Acoustic  |
| ① High C<br>③ ④ 10V ↑                  | ④ 2mm ↑               | ② 3T, 8T                  | ⑤ THMC, ANSC  |

# Application Guide

## Server

In recent years, many technologies with upgraded performance, such as high-performance CPU, PCIe 5.0, and DDR5 are being applied to servers. Since such a high-performance server consumes a large amount of current during operation and generates a lot of heat to deteriorate the operation environment, high reliability of the components is required. CPU power line consuming a large amount of currents requires many small-sized and high-capacitance MLCCs to lower the impedance, and the components for high-temperature in the high-temperature environment around CPU.



| Noise Filtering, Stable Power Delivery   | High Bending Strength                                     | Middle & High Freq. Noise                                  |
|--|---|--|
| Normal   | Soft Termination  | Low ESL  |
| <ul style="list-style-type: none"> <li>1 High C</li> <li>3 16V ↑</li> <li>4 High Temp.</li> </ul> (High Level I) | <ul style="list-style-type: none"> <li>3 3mm ↑</li> </ul> | <ul style="list-style-type: none"> <li>2 3T, 8T</li> </ul> |

# Application Guide

## Network (Base Station)

RUs are required to be small, light-weight and highly reliable because most of them are exposed to the sunlight being installed on towers or building roofs. With the introduction of 5G, high-integrated and high-performance FPGA/DSP are being used for network equipment to cope with the demand of faster data processing speed and to process the data traffic surge. Accordingly, the demand for high-capacitance MLCCs for stable power supply to high-performance ICs is increasing.



Noise Filtering,  
Stable Power  
Delivery

High Bending  
Strength

Normal

Soft Termination

- ① ③ High Volt.
- ① ② ③ High C
- ③ High Temp.

- ④ 3mm ↑

(High Level I)

# Reliability Test Conditions

| No.  | Item                                 | Performance   | Test condition   |             |           |                       |           |                                      |           |                       |            |                       |               |         |                   |                                      |               |                       |             |                      |               |           |                 |  |            |                                      |  |  |  |          |  |
|--|--------------------------------------|---|--|-------------|-----------|-----------------------|-----------|--------------------------------------|-----------|-----------------------|------------|-----------------------|---------------|---------|-------------------|--------------------------------------|---------------|-----------------------|-------------|----------------------|---------------|-----------|-----------------|--|------------|--------------------------------------|--|--|--|----------|--|
| 1  | Appearance                           | No abnormal exterior appearance   | Visual Inspection through Microscope (x10)   |             |           |                       |           |                                      |           |                       |            |                       |               |         |                   |                                      |               |                       |             |                      |               |           |                 |  |            |                                      |  |  |  |          |  |
| 2  | Insulation resistance                | 10,000Ω min. or 500Ω·μF min. (or 100Ω·μF) product whichever is smaller<br>(Rated voltage ≤16V : 10,000Ω min. or 100Ω·μF min. product whichever is smaller)  | Apply the rated voltage for 60 ~ 120sec.<br>Rated voltage > 500V : Insulation Resistance shall be measured with 500±50Vdc  |             |           |                       |           |                                      |           |                       |            |                       |               |         |                   |                                      |               |                       |             |                      |               |           |                 |  |            |                                      |  |  |  |          |  |
| 3  | Withstanding voltage                 | No dielectric breakdown or mechanical breakdown   | Apply the specified voltage* for 1~5 sec.<br>Charge / Discharge current limit: 50mA max.<br>* CLASS I (Rated Voltage < 100V) : 300% of the rated Voltage<br>CLASS II (Rated Voltage < 100V) : 250% of the rated Voltage<br><br>In the case of Vr ≥ 100V products, following condition should be applied.<br>100V ≤ Rated Voltage < 500V : 250% of the rated Voltage<br>500V ≤ Rated Voltage < 1000V : 150% of the rated Voltage<br>Rated Voltage ≥ 1000V : 120% of the rated Voltage   |             |           |                       |           |                                      |           |                       |            |                       |               |         |                   |                                      |               |                       |             |                      |               |           |                 |  |            |                                      |  |  |  |          |  |
| 4  | Capacitance                          | Class I   | Within the specified tolerance   |             |           |                       |           |                                      |           |                       |            |                       |               |         |                   |                                      |               |                       |             |                      |               |           |                 |  |            |                                      |  |  |  |          |  |
|  |                                      | Class II  | Within the specified tolerance   |             |           |                       |           |                                      |           |                       |            |                       |               |         |                   |                                      |               |                       |             |                      |               |           |                 |  |            |                                      |  |  |  |          |  |
| 5  | Q                                    | Capacitance ≥ 30pF : Q ≥ 1,000<br>< 30pF : Q ≥ 400+20×C<br>(C : Capacitance)  | <p><b>Class I</b></p> <table border="1"> <thead> <tr> <th>Capacitance</th> <th>Frequency</th> <th>Voltage</th> </tr> </thead> <tbody> <tr> <td>≤ 1,000pF</td> <td>1kHz ± 10%</td> <td rowspan="2">0.5~5Vrms</td> </tr> <tr> <td>&gt; 1,000pF</td> <td>1kHz ± 10%</td> </tr> </tbody> </table> <p><b>Class II</b></p> <table border="1"> <thead> <tr> <th>Capacitance</th> <th>Frequency</th> <th>Voltage</th> </tr> </thead> <tbody> <tr> <td>≤ 10μF</td> <td>1kHz ± 10%</td> <td>1.0 ± 0.2Vrms</td> </tr> <tr> <td>&gt; 10μF</td> <td>120Hz ± 20%</td> <td>0.5 ± 0.1Vrms</td> </tr> </tbody> </table> <p><b>Exception</b></p> <table border="1"> <thead> <tr> <th>Capacitance</th> <th>Frequency</th> <th>Voltage</th> </tr> </thead> <tbody> <tr> <td>0201 (0603) size<br/>0.22μF ≤ C ≤ 10μF<br/>Less than 10V</td> <td rowspan="3">1kHz ± 10%</td> <td rowspan="3">0.5 ± 0.1Vrms</td> </tr> <tr> <td>0402 (1005) size,<br/>2.2μF ≤ C ≤ 10μF<br/>Less than 25V</td> </tr> <tr> <td>0603 (1608) size,<br/>10μF<br/>Less than 25V</td> </tr> <tr> <td>05J105KP5N3*<br/>05J105KQ5N3*<br/>03A105M03NR*<br/>10B225KP8*<br/>21A475KQQ*<br/>21A106KQQ*<br/>21A625KPQ*<br/>21X106MRC*<br/>21X106KQQ*<br/>21B106KQQ*</td> <td></td> <td></td> </tr> </tbody> </table> | Capacitance | Frequency | Voltage               | ≤ 1,000pF | 1kHz ± 10%                           | 0.5~5Vrms | > 1,000pF             | 1kHz ± 10% | Capacitance           | Frequency     | Voltage | ≤ 10μF            | 1kHz ± 10%                           | 1.0 ± 0.2Vrms | > 10μF                | 120Hz ± 20% | 0.5 ± 0.1Vrms        | Capacitance   | Frequency | Voltage         | 0201 (0603) size<br>0.22μF ≤ C ≤ 10μF<br>Less than 10V | 1kHz ± 10% | 0.5 ± 0.1Vrms                        | 0402 (1005) size,<br>2.2μF ≤ C ≤ 10μF<br>Less than 25V | 0603 (1608) size,<br>10μF<br>Less than 25V | 05J105KP5N3*<br>05J105KQ5N3*<br>03A105M03NR*<br>10B225KP8*<br>21A475KQQ*<br>21A106KQQ*<br>21A625KPQ*<br>21X106MRC*<br>21X106KQQ*<br>21B106KQQ* |          |  |
|  | Capacitance                          | Frequency   | Voltage  |             |           |                       |           |                                      |           |                       |            |                       |               |         |                   |                                      |               |                       |             |                      |               |           |                 |  |            |                                      |  |  |  |          |  |
| ≤ 1,000pF  | 1kHz ± 10%                           | 0.5~5Vrms   |  |             |           |                       |           |                                      |           |                       |            |                       |               |         |                   |                                      |               |                       |             |                      |               |           |                 |  |            |                                      |  |  |  |          |  |
| > 1,000pF  | 1kHz ± 10%                           |   |  |             |           |                       |           |                                      |           |                       |            |                       |               |         |                   |                                      |               |                       |             |                      |               |           |                 |  |            |                                      |  |  |  |          |  |
| Capacitance  | Frequency                            | Voltage   |  |             |           |                       |           |                                      |           |                       |            |                       |               |         |                   |                                      |               |                       |             |                      |               |           |                 |  |            |                                      |  |  |  |          |  |
| ≤ 10μF   | 1kHz ± 10%                           | 1.0 ± 0.2Vrms   |  |             |           |                       |           |                                      |           |                       |            |                       |               |         |                   |                                      |               |                       |             |                      |               |           |                 |  |            |                                      |  |  |  |          |  |
| > 10μF   | 120Hz ± 20%                          | 0.5 ± 0.1Vrms   |  |             |           |                       |           |                                      |           |                       |            |                       |               |         |                   |                                      |               |                       |             |                      |               |           |                 |  |            |                                      |  |  |  |          |  |
| Capacitance  | Frequency                            | Voltage   |  |             |           |                       |           |                                      |           |                       |            |                       |               |         |                   |                                      |               |                       |             |                      |               |           |                 |  |            |                                      |  |  |  |          |  |
| 0201 (0603) size<br>0.22μF ≤ C ≤ 10μF<br>Less than 10V   | 1kHz ± 10%                           | 0.5 ± 0.1Vrms   |  |             |           |                       |           |                                      |           |                       |            |                       |               |         |                   |                                      |               |                       |             |                      |               |           |                 |  |            |                                      |  |  |  |          |  |
| 0402 (1005) size,<br>2.2μF ≤ C ≤ 10μF<br>Less than 25V   |                                      |   |  |             |           |                       |           |                                      |           |                       |            |                       |               |         |                   |                                      |               |                       |             |                      |               |           |                 |  |            |                                      |  |  |  |          |  |
| 0603 (1608) size,<br>10μF<br>Less than 25V   |                                      |   |  |             |           |                       |           |                                      |           |                       |            |                       |               |         |                   |                                      |               |                       |             |                      |               |           |                 |  |            |                                      |  |  |  |          |  |
| 05J105KP5N3*<br>05J105KQ5N3*<br>03A105M03NR*<br>10B225KP8*<br>21A475KQQ*<br>21A106KQQ*<br>21A625KPQ*<br>21X106MRC*<br>21X106KQQ*<br>21B106KQQ* |                                      |   |  |             |           |                       |           |                                      |           |                       |            |                       |               |         |                   |                                      |               |                       |             |                      |               |           |                 |  |            |                                      |  |  |  |          |  |
| Tanδ   | Class II                             | <p><b>1. Characteristic : A (X5R)</b></p> <table border="1"> <thead> <tr> <th>Rated Voltage</th> <th>Spec</th> </tr> </thead> <tbody> <tr> <td>50V / 35V</td> <td>0.025 max / 0.05 max*</td> </tr> <tr> <td>25V</td> <td>0.025 max / 0.05 max*<br/>/ 0.10 max*</td> </tr> <tr> <td>16V</td> <td>0.035 max / 0.10 max*</td> </tr> <tr> <td>≤ 10</td> <td>0.035 max / 0.10 max*</td> </tr> </tbody> </table> <p><b>2. Characteristic : B (X7R), X (X6S), Y (X7S)</b></p> <table border="1"> <thead> <tr> <th>Rated Voltage</th> <th>Spec</th> </tr> </thead> <tbody> <tr> <td>50V ≥ / 35V / 25V</td> <td>0.025 max / 0.05 max*<br/>/ 0.10 max*</td> </tr> <tr> <td>16V</td> <td>0.035 max / 0.10 max*</td> </tr> <tr> <td>≤ 10V</td> <td>0.05 max / 0.10 max*</td> </tr> </tbody> </table> <p><b>3. Characteristic : F (Y5V)</b></p> <table border="1"> <thead> <tr> <th>Rated Voltage</th> <th>Spec</th> </tr> </thead> <tbody> <tr> <td>50V / 35V / 25V</td> <td>0.05 max / 0.07 max*<br/>/ 0.09 max*</td> </tr> <tr> <td>16V</td> <td>0.07 max / 0.09 max*<br/>/ 0.125 max*</td> </tr> <tr> <td>10V</td> <td>0.125 max / 0.16 max*</td> </tr> <tr> <td>≤ 6.3V</td> <td>0.16 max</td> </tr> </tbody> </table> <p>* The conditions of measurement may be altered upon request.</p> | Rated Voltage  | Spec        | 50V / 35V | 0.025 max / 0.05 max* | 25V       | 0.025 max / 0.05 max*<br>/ 0.10 max* | 16V       | 0.035 max / 0.10 max* | ≤ 10       | 0.035 max / 0.10 max* | Rated Voltage | Spec    | 50V ≥ / 35V / 25V | 0.025 max / 0.05 max*<br>/ 0.10 max* | 16V           | 0.035 max / 0.10 max* | ≤ 10V       | 0.05 max / 0.10 max* | Rated Voltage | Spec      | 50V / 35V / 25V | 0.05 max / 0.07 max*<br>/ 0.09 max*                    | 16V        | 0.07 max / 0.09 max*<br>/ 0.125 max* | 10V  | 0.125 max / 0.16 max*                      | ≤ 6.3V   | 0.16 max |  |
| Rated Voltage  | Spec                                 |   |  |             |           |                       |           |                                      |           |                       |            |                       |               |         |                   |                                      |               |                       |             |                      |               |           |                 |  |            |                                      |  |  |  |          |  |
| 50V / 35V  | 0.025 max / 0.05 max*                |   |  |             |           |                       |           |                                      |           |                       |            |                       |               |         |                   |                                      |               |                       |             |                      |               |           |                 |  |            |                                      |  |  |  |          |  |
| 25V  | 0.025 max / 0.05 max*<br>/ 0.10 max* |   |  |             |           |                       |           |                                      |           |                       |            |                       |               |         |                   |                                      |               |                       |             |                      |               |           |                 |  |            |                                      |  |  |  |          |  |
| 16V  | 0.035 max / 0.10 max*                |   |  |             |           |                       |           |                                      |           |                       |            |                       |               |         |                   |                                      |               |                       |             |                      |               |           |                 |  |            |                                      |  |  |  |          |  |
| ≤ 10   | 0.035 max / 0.10 max*                |   |  |             |           |                       |           |                                      |           |                       |            |                       |               |         |                   |                                      |               |                       |             |                      |               |           |                 |  |            |                                      |  |  |  |          |  |
| Rated Voltage  | Spec                                 |   |  |             |           |                       |           |                                      |           |                       |            |                       |               |         |                   |                                      |               |                       |             |                      |               |           |                 |  |            |                                      |  |  |  |          |  |
| 50V ≥ / 35V / 25V  | 0.025 max / 0.05 max*<br>/ 0.10 max* |   |  |             |           |                       |           |                                      |           |                       |            |                       |               |         |                   |                                      |               |                       |             |                      |               |           |                 |  |            |                                      |  |  |  |          |  |
| 16V  | 0.035 max / 0.10 max*                |   |  |             |           |                       |           |                                      |           |                       |            |                       |               |         |                   |                                      |               |                       |             |                      |               |           |                 |  |            |                                      |  |  |  |          |  |
| ≤ 10V  | 0.05 max / 0.10 max*                 |   |  |             |           |                       |           |                                      |           |                       |            |                       |               |         |                   |                                      |               |                       |             |                      |               |           |                 |  |            |                                      |  |  |  |          |  |
| Rated Voltage  | Spec                                 |   |  |             |           |                       |           |                                      |           |                       |            |                       |               |         |                   |                                      |               |                       |             |                      |               |           |                 |  |            |                                      |  |  |  |          |  |
| 50V / 35V / 25V  | 0.05 max / 0.07 max*<br>/ 0.09 max*  |   |  |             |           |                       |           |                                      |           |                       |            |                       |               |         |                   |                                      |               |                       |             |                      |               |           |                 |  |            |                                      |  |  |  |          |  |
| 16V  | 0.07 max / 0.09 max*<br>/ 0.125 max* |   |  |             |           |                       |           |                                      |           |                       |            |                       |               |         |                   |                                      |               |                       |             |                      |               |           |                 |  |            |                                      |  |  |  |          |  |
| 10V  | 0.125 max / 0.16 max*                |   |  |             |           |                       |           |                                      |           |                       |            |                       |               |         |                   |                                      |               |                       |             |                      |               |           |                 |  |            |                                      |  |  |  |          |  |
| ≤ 6.3V   | 0.16 max                             |   |  |             |           |                       |           |                                      |           |                       |            |                       |               |         |                   |                                      |               |                       |             |                      |               |           |                 |  |            |                                      |  |  |  |          |  |

You can check the specification at the web site or contact sales people for each product with mark\*

# Reliability Test Conditions

| No.             | Item   | Performance   | Test condition   |                           |                    |                    |  |        |  |          |  |             |                           |   |        |   |                         |   |        |
|-----------------|--|---|--|---------------------------|--------------------|--------------------|--|--------|--|----------|--|-------------|---------------------------|---|--------|---|-------------------------|---|--------|
| 6               | Class I  | <table border="1"> <thead> <tr> <th>Characteristic</th> <th>Temp. coefficient(PPM/°C)</th> </tr> </thead> <tbody> <tr> <td>c</td> <td>0 ±30</td> </tr> </tbody> </table>  | Characteristic   | Temp. coefficient(PPM/°C) | c                  | 0 ±30              | capacitance shall be measured by the steps shown in the following table. <table border="1"> <thead> <tr> <th>Step</th> <th>Temperature(°C)</th> </tr> </thead> <tbody> <tr> <td>1</td> <td>25 ± 2</td> </tr> <tr> <td>2</td> <td>Min. operating temp ± 2</td> </tr> <tr> <td>3</td> <td>25 ± 2</td> </tr> <tr> <td>4</td> <td>Max. operating temp ± 2</td> </tr> <tr> <td>5</td> <td>25 ± 2</td> </tr> </tbody> </table> <p><b>(1) Class I</b><br/>Temperature Coefficient shall be calculated from the formula as below</p> $\text{Temp. Coefficient} = \frac{C2-C1}{C1 \times \Delta T} \times 10^6 [\text{ppm}/^\circ\text{C}]$ <p>C1 : Capacitance at 3<br/>C2 : Capacitance at 125°C<br/>ΔT : 125°C-25°C=100°C</p> <p><b>(1) Class II</b><br/>Capacitance change shall be calculated from the formula as below</p> $\Delta C = \frac{C2-C1}{C1} \times 100(\%)$ <p>C1 : Capacitance at step 3<br/>C2 : Capacitance at step 2 &amp; step 4</p> | Step   | Temperature(°C)                          | 1        | 25 ± 2   | 2           | Min. operating temp ± 2   | 3 | 25 ± 2 | 4 | Max. operating temp ± 2 | 5 | 25 ± 2 |
|                 | Characteristic   | Temp. coefficient(PPM/°C)   |  |                           |                    |                    |  |        |  |          |  |             |                           |   |        |   |                         |   |        |
| c               | 0 ±30  |   |  |                           |                    |                    |  |        |  |          |  |             |                           |   |        |   |                         |   |        |
| Step            | Temperature(°C)  |   |  |                           |                    |                    |  |        |  |          |  |             |                           |   |        |   |                         |   |        |
| 1               | 25 ± 2   |   |  |                           |                    |                    |  |        |  |          |  |             |                           |   |        |   |                         |   |        |
| 2               | Min. operating temp ± 2  |   |  |                           |                    |                    |  |        |  |          |  |             |                           |   |        |   |                         |   |        |
| 3               | 25 ± 2   |   |  |                           |                    |                    |  |        |  |          |  |             |                           |   |        |   |                         |   |        |
| 4               | Max. operating temp ± 2  |   |  |                           |                    |                    |  |        |  |          |  |             |                           |   |        |   |                         |   |        |
| 5               | 25 ± 2   |   |  |                           |                    |                    |  |        |  |          |  |             |                           |   |        |   |                         |   |        |
| Class II        | <table border="1"> <thead> <tr> <th>Characteristic</th> <th>Capacitance change(%) without no bias</th> </tr> </thead> <tbody> <tr> <td>A(X5R) / B(X7R)</td> <td>±15%</td> </tr> <tr> <td>X(X6S), Y(X7S)</td> <td>±22%</td> </tr> <tr> <td>Z(X7T)</td> <td>+22% ~ -33%</td> </tr> <tr> <td>F(Y5V)</td> <td>+22% ~ -82%</td> </tr> </tbody> </table> | Characteristic  | Capacitance change(%) without no bias  | A(X5R) / B(X7R)           | ±15%               | X(X6S), Y(X7S)     | ±22%   | Z(X7T) | +22% ~ -33%                              | F(Y5V)   | +22% ~ -82%                                    |             |                           |   |        |   |                         |   |        |
| Characteristic  | Capacitance change(%) without no bias  |   |  |                           |                    |                    |  |        |  |          |  |             |                           |   |        |   |                         |   |        |
| A(X5R) / B(X7R) | ±15%   |   |  |                           |                    |                    |  |        |  |          |  |             |                           |   |        |   |                         |   |        |
| X(X6S), Y(X7S)  | ±22%   |   |  |                           |                    |                    |  |        |  |          |  |             |                           |   |        |   |                         |   |        |
| Z(X7T)          | +22% ~ -33%  |   |  |                           |                    |                    |  |        |  |          |  |             |                           |   |        |   |                         |   |        |
| F(Y5V)          | +22% ~ -82%  |   |  |                           |                    |                    |  |        |  |          |  |             |                           |   |        |   |                         |   |        |
| 7               | Adhesive strength of termination   | No indication of peeling shall occur on the terminal electrode.   | Apply 500g.f*pressure for 10±1 sec.<br>* 0201,0402(mm) 1N, 0603(mm) 2N,1005,1608(mm)5N, 2012,3216,3225(mm)10N  <p>0201,0402(mm)1N<br/>0603(mm)2N<br/>1005,1608(mm)5N<br/>2012,3216,3225(mm)10N</p>                       |                           |                    |                    |  |        |  |          |  |             |                           |   |        |   |                         |   |        |
| 8               | Appearance   | No mechanical damage shall occur.   | Bending Limit: 1mm<br>Test Speed: 1.0mm/sec.<br>Keep the test board at the limit point in 5 sec.<br>Then Measure Capacitance  <p>(Unit : mm)</p>   |                           |                    |                    |  |        |  |          |  |             |                           |   |        |   |                         |   |        |
|                 | Capacitance  | <table border="1"> <thead> <tr> <th>Class</th> <th>Capacitance change</th> <th>Capacitance change</th> </tr> </thead> <tbody> <tr> <td>Class I</td> <td></td> <td>Within ±5% or ±0.5pF whichever is larger</td> </tr> <tr> <td>Class II</td> <td>A(X5R)<br/>B(X7R)<br/>X(X6S)<br/>Y(X7S)<br/>Z(X7T)</td> <td>Within ±10%</td> </tr> </tbody> </table> |  | Class                     | Capacitance change | Capacitance change | Class I  |        | Within ±5% or ±0.5pF whichever is larger | Class II | A(X5R)<br>B(X7R)<br>X(X6S)<br>Y(X7S)<br>Z(X7T) | Within ±10% |                           |   |        |   |                         |   |        |
| Class           | Capacitance change   | Capacitance change  |  |                           |                    |                    |  |        |  |          |  |             |                           |   |        |   |                         |   |        |
| Class I         |  | Within ±5% or ±0.5pF whichever is larger  |  |                           |                    |                    |  |        |  |          |  |             |                           |   |        |   |                         |   |        |
| Class II        | A(X5R)<br>B(X7R)<br>X(X6S)<br>Y(X7S)<br>Z(X7T)   | Within ±10%   |  |                           |                    |                    |  |        |  |          |  |             |                           |   |        |   |                         |   |        |
| 9               | Solderability  | More than 75% of the terminal surface is to be soldered newly, so metal part does not come out or dissolve<br>In the case of Vr≥100V products: 95%   | <table border="1"> <tbody> <tr> <td>Solder</td> <td>Sn_Ag3_0.5Cu</td> </tr> <tr> <td>Solder temp.</td> <td>245±5°C</td> </tr> <tr> <td>Flux</td> <td>RMA Type</td> </tr> <tr> <td>Dip time</td> <td>3±0.3sec</td> </tr> <tr> <td>Pre-heating</td> <td>at 80~120°C for 10~30sec.</td> </tr> </tbody> </table> | Solder                    | Sn_Ag3_0.5Cu       | Solder temp.       | 245±5°C  | Flux   | RMA Type                                 | Dip time | 3±0.3sec                                       | Pre-heating | at 80~120°C for 10~30sec. |   |        |   |                         |   |        |
| Solder          | Sn_Ag3_0.5Cu   |   |  |                           |                    |                    |  |        |  |          |  |             |                           |   |        |   |                         |   |        |
| Solder temp.    | 245±5°C  |   |  |                           |                    |                    |  |        |  |          |  |             |                           |   |        |   |                         |   |        |
| Flux            | RMA Type   |   |  |                           |                    |                    |  |        |  |          |  |             |                           |   |        |   |                         |   |        |
| Dip time        | 3±0.3sec   |   |  |                           |                    |                    |  |        |  |          |  |             |                           |   |        |   |                         |   |        |
| Pre-heating     | at 80~120°C for 10~30sec.  |   |  |                           |                    |                    |  |        |  |          |  |             |                           |   |        |   |                         |   |        |



# Reliability Test Conditions

| No.                       | Item                               | Performance   | Test condition   |  |             |                    |         |        |                                      |          |  |              |        |             |  |
|---------------------------|------------------------------------|---|--|--|-------------|--------------------|---------|--------|--------------------------------------|----------|--|--------------|--------|-------------|--|
| 10                        | Appearance                         | No mechanical damage shall occur  | Solder temperature: 270±5°C/DIP TIME:10±1 sec.<br>Each termination shall be fully immersed and preheated as below: <table border="1" style="margin: 10px 0;"> <thead> <tr> <th>Step</th> <th>Temp.(°C)</th> <th>Time(sec.)</th> </tr> </thead> <tbody> <tr> <td>1</td> <td>80~100</td> <td>60</td> </tr> <tr> <td>2</td> <td>150~180</td> <td>60</td> </tr> </tbody> </table> Leave the capacitor in ambient condition for specified time* before measurement.<br>* 24±2 Hours (Class I)<br>24±2 Hours (ClassII) | Step   | Temp.(°C)   | Time(sec.)         | 1       | 80~100 | 60                                   | 2        | 150~180  | 60           |        |             |  |
|                           | Step                               | Temp.(°C)   |  | Time(sec.)                                     |             |                    |         |        |                                      |          |  |              |        |             |  |
|                           | 1                                  | 80~100  |  | 60   |             |                    |         |        |                                      |          |  |              |        |             |  |
|                           | 2                                  | 150~180   |  | 60   |             |                    |         |        |                                      |          |  |              |        |             |  |
|                           | Capacitance                        | <table border="1" style="width: 100%; border-collapse: collapse;"> <thead> <tr> <th colspan="2">Capacitance change</th> <th>Capacitance change</th> </tr> </thead> <tbody> <tr> <td colspan="2">Class I</td> <td>±2.5% or ±0.25pF whichever is larger</td> </tr> <tr> <td rowspan="4">Class II</td> <td>A(X5R)<br/>B(X7R)<br/>X(X6S)<br/>Y(X7S)<br/>Z(X7T)</td> <td>Within ±7.5%</td> </tr> <tr> <td>F(Y5V)</td> <td>Within ±20%</td> </tr> </tbody> </table> |  | Capacitance change                             |             | Capacitance change | Class I |        | ±2.5% or ±0.25pF whichever is larger | Class II | A(X5R)<br>B(X7R)<br>X(X6S)<br>Y(X7S)<br>Z(X7T) | Within ±7.5% | F(Y5V) | Within ±20% |  |
|                           |                                    | Capacitance change  |  | Capacitance change                             |             |                    |         |        |                                      |          |  |              |        |             |  |
|                           |                                    | Class I   |  | ±2.5% or ±0.25pF whichever is larger           |             |                    |         |        |                                      |          |  |              |        |             |  |
| Class II                  |                                    | A(X5R)<br>B(X7R)<br>X(X6S)<br>Y(X7S)<br>Z(X7T)  | Within ±7.5%   |  |             |                    |         |        |                                      |          |  |              |        |             |  |
|                           |                                    | F(Y5V)  | Within ±20%  |  |             |                    |         |        |                                      |          |  |              |        |             |  |
|                           | Q(Class I)                         | Within the specified initial value  |  |  |             |                    |         |        |                                      |          |  |              |        |             |  |
|                           | Tanδ(Class II)                     | Within the specified initial value  |  |  |             |                    |         |        |                                      |          |  |              |        |             |  |
| Insulation resistance     | Within the specified initial value |   |  |  |             |                    |         |        |                                      |          |  |              |        |             |  |
| Withstand-<br>ing voltage | No breakdown of dielectric         |   |  |  |             |                    |         |        |                                      |          |  |              |        |             |  |
| 11                        | Appearance                         | No mechanical damage shall occur.   | The capacitor shall be subjected to a harmonic motion having a total amplitude of 1.5mm changing frequency from 10Hz to 55Hz and back to 10Hz in about 1 min.<br><br>Repeat this for 2hours each in 3mutually perpendicular directions.  |  |             |                    |         |        |                                      |          |  |              |        |             |  |
|                           | Capacitance                        | <table border="1" style="width: 100%; border-collapse: collapse;"> <thead> <tr> <th colspan="2">Capacitance change</th> <th>Capacitance change</th> </tr> </thead> <tbody> <tr> <td colspan="2">Class I</td> <td>±2.5% or ±0.25pF whichever is larger</td> </tr> <tr> <td rowspan="4">Class II</td> <td>A(X5R)<br/>B(X7R)<br/>X(X6S)<br/>Y(X7S)<br/>Z(X7T)</td> <td>Within ±5%</td> </tr> <tr> <td>F(Y5V)</td> <td>Within ±20%</td> </tr> </tbody> </table>   |  | Capacitance change                             |             | Capacitance change | Class I |        | ±2.5% or ±0.25pF whichever is larger | Class II | A(X5R)<br>B(X7R)<br>X(X6S)<br>Y(X7S)<br>Z(X7T) | Within ±5%   | F(Y5V) | Within ±20% |  |
|                           |                                    | Capacitance change  |  | Capacitance change                             |             |                    |         |        |                                      |          |  |              |        |             |  |
|                           |                                    | Class I   |  | ±2.5% or ±0.25pF whichever is larger           |             |                    |         |        |                                      |          |  |              |        |             |  |
|                           |                                    | Class II  |  | A(X5R)<br>B(X7R)<br>X(X6S)<br>Y(X7S)<br>Z(X7T) | Within ±5%  |                    |         |        |                                      |          |  |              |        |             |  |
|                           |                                    |   |  | F(Y5V)   | Within ±20% |                    |         |        |                                      |          |  |              |        |             |  |
|                           | Q(Class I)                         |   |  | Within the specified initial value             |             |                    |         |        |                                      |          |  |              |        |             |  |
| Tanδ(Class II)            | Within the specified initial value |   |  |  |             |                    |         |        |                                      |          |  |              |        |             |  |
| Insulation resistance     | Within the specified initial value |   |  |  |             |                    |         |        |                                      |          |  |              |        |             |  |



# Reliability Test Conditions

| No.                   | Item   | Performance   | Test condition                                 |                                      |                    |         |  |                                      |          |  |               |        |      |   |
|-----------------------|--|---|--|--------------------------------------|--------------------|---------|--|--------------------------------------|----------|--|---------------|--------|------|---|
| 12                    | Appearance   | No mechanical damage shall occur  | Applied voltage : Rated voltage                |                                      |                    |         |  |                                      |          |  |               |        |      |   |
|                       | Capacitance  | <table border="1"> <thead> <tr> <th colspan="2">Capacitance change</th> <th>Capacitance change</th> </tr> </thead> <tbody> <tr> <td colspan="2">Class I</td> <td>±7.5% or ±0.75pF whichever is larger</td> </tr> <tr> <td rowspan="4">Class II</td> <td>A(X5R)<br/>B(X7R)<br/>X(X6S)<br/>Y(X7S)<br/>Z(X7T)</td> <td>Within ±12.5%</td> </tr> <tr> <td>F(Y5V)</td> <td>±30%</td> </tr> </tbody> </table> | Capacitance change                             |                                      | Capacitance change | Class I |  | ±7.5% or ±0.75pF whichever is larger | Class II | A(X5R)<br>B(X7R)<br>X(X6S)<br>Y(X7S)<br>Z(X7T) | Within ±12.5% | F(Y5V) | ±30% | Temperature : 40±2℃<br>Humidity : 90~95%RH<br>Duration time : 500+12/-0Hr.<br>Charge/Discharge current : 50mA max.<br><br>Perform the initial measurement according to Note1.<br>Perform the final measurement according to Note2.<br><br>This test is only applied to Vr≤500V products.<br>You can check the specification at the web site or contact sales people for each product with mark* |
|                       |  | Capacitance change  |  | Capacitance change                   |                    |         |  |                                      |          |  |               |        |      |   |
|                       |  | Class I   |  | ±7.5% or ±0.75pF whichever is larger |                    |         |  |                                      |          |  |               |        |      |   |
|                       |  | Class II  | A(X5R)<br>B(X7R)<br>X(X6S)<br>Y(X7S)<br>Z(X7T) | Within ±12.5%                        |                    |         |  |                                      |          |  |               |        |      |   |
| F(Y5V)                | ±30%   |   |  |                                      |                    |         |  |                                      |          |  |               |        |      |   |
| Q(Class I)            | Capacitance ≥30pF: Q≥200<br>< 30pF: Q≥100+10/3×C<br>(C: Capacitance)   |   |  |                                      |                    |         |  |                                      |          |  |               |        |      |   |
| Moisture resistance   | <b>1. Capacitance : A (X5R)</b><br>0.05 max / 0.075 max* (35V / 50V)<br>0.05 max / 0.075 max* / 0.125 max*(16V / 25V)<br>0.075 max / 0.125 max* (≤10V)<br><br><b>2. Capacitance : B (X7R), X (X6S)</b><br>0.05 max / 0.125 max* (16V / 25V / 35V / 50V≥)<br>0.075 max / 0.125 max* (≤10V)<br><br><b>3. Capacitance : F (Y5V)</b><br>0.09 max (50V)<br>0.09 max / 0.125 max* (25V / 35V)<br>0.09 max / 0.125 max* / 0.16 max* (16V)<br>0.16 max / 0.195 max* (10V)<br>0.195 max (4V / 6.3V) |   |  |                                      |                    |         |  |                                      |          |  |               |        |      |   |
| Tanδ(Class II)        |  |   |  |                                      |                    |         |  |                                      |          |  |               |        |      |   |
| Insulation resistance | 500MΩ min. or 25MΩ·μF min.<br>product whichever is smaller / 12.5MΩ·μF or over*  |   |  |                                      |                    |         |  |                                      |          |  |               |        |      |   |



# Reliability Test Conditions

| No.                   | Item   | Performance  | Test condition                           |                                      |                    |         |  |                                      |          |        |               |        |        |        |        |        |      |  |
|-----------------------|--|--|--|--------------------------------------|--------------------|---------|--|--------------------------------------|----------|--------|---------------|--------|--------|--------|--------|--------|------|--|
| 13                    | Appearance   | No mechanical damage shall occur   | Temperature : max. operating temperature |                                      |                    |         |  |                                      |          |        |               |        |        |        |        |        |      |  |
|                       | Capacitance  | <table border="1"> <thead> <tr> <th colspan="2">Capacitance change</th> <th>Capacitance change</th> </tr> </thead> <tbody> <tr> <td colspan="2">Class I</td> <td>±3% or ±0.3pF<br/>whichever is larger</td> </tr> <tr> <td rowspan="5">Class II</td> <td>A(X5R)</td> <td rowspan="5">Within ±12.5%</td> </tr> <tr> <td>B(X7R)</td> </tr> <tr> <td>X(X6S)</td> </tr> <tr> <td>Y(X7S)</td> </tr> <tr> <td>Z(X7T)</td> </tr> <tr> <td>F(Y5V)</td> <td>±30%</td> </tr> </tbody> </table> | Capacitance change                       |                                      | Capacitance change | Class I |  | ±3% or ±0.3pF<br>whichever is larger | Class II | A(X5R) | Within ±12.5% | B(X7R) | X(X6S) | Y(X7S) | Z(X7T) | F(Y5V) | ±30% | Duration Time: 1000+48/-0 Hr.<br>Charge/Discharge Current: 50mAmax.<br><br>Apply Voltage : 100% of Rated Voltage<br>It depends on each item (120%/150%/200% Rated Voltage)<br><br>Perform the initial measurement according to Note1 for classII<br>Perform the final measurement according to Note2.<br><br>You can check the specification at the web site or contact sales people for each product with mark* |
|                       |  | Capacitance change   |  | Capacitance change                   |                    |         |  |                                      |          |        |               |        |        |        |        |        |      |  |
|                       |  | Class I  |  | ±3% or ±0.3pF<br>whichever is larger |                    |         |  |                                      |          |        |               |        |        |        |        |        |      |  |
|                       |  | Class II   | A(X5R)                                   | Within ±12.5%                        |                    |         |  |                                      |          |        |               |        |        |        |        |        |      |  |
| B(X7R)                |  |  |  |                                      |                    |         |  |                                      |          |        |               |        |        |        |        |        |      |  |
| X(X6S)                |  |  |  |                                      |                    |         |  |                                      |          |        |               |        |        |        |        |        |      |  |
| Y(X7S)                |  |  |  |                                      |                    |         |  |                                      |          |        |               |        |        |        |        |        |      |  |
| Z(X7T)                |  |  |  |                                      |                    |         |  |                                      |          |        |               |        |        |        |        |        |      |  |
| F(Y5V)                | ±30%   |  |  |                                      |                    |         |  |                                      |          |        |               |        |        |        |        |        |      |  |
| Q(Class I)            | Capacitance≥30pF : Q≥350<br>10pF≤Capacitance<30pF : Q≥275+2.5×C<br>Capacitance < 10pF: Q≥200+10×C<br>(C: Capacitance)  |  |  |                                      |                    |         |  |                                      |          |        |               |        |        |        |        |        |      |  |
| Tanδ(Class II)        | <b>1. Capacitance : A (X5R)</b><br>0.05 max / 0.075 max* (35V / 50V)<br>0.05 max / 0.075 max* / 0.125 max*(16V / 25V)<br>0.075 max / 0.125 max* (≤10V)<br><br><b>2. Capacitance : B (X7R), X (X6S)</b><br>0.05 max / 0.125 max* (16V / 25V / 35V / 50V≥)<br>0.075 max / 0.125 max* (≤10V)<br><br><b>3. Capacitance : F (Y5V)</b><br>0.09 max (50V)<br>0.09 max / 0.125 max* (25V / 35V)<br>0.09 max / 0.125 max* / 0.16 max* (16V)<br>0.16 max / 0.195 max* (10V)<br>0.195 max (4V / 6.3V) |  |  |                                      |                    |         |  |                                      |          |        |               |        |        |        |        |        |      |  |
| Insulation resistance | 1,000MΩmin. or 50MΩ·μFmin. product whichever is smaller / 25MΩ·μF for over*  |  |  |                                      |                    |         |  |                                      |          |        |               |        |        |        |        |        |      |  |



# Reliability Test Conditions

| No.                   | Item                               | Performance   | Test condition   |                    |           |                    |         |                      |                                      |          |        |                         |        |                      |        |             |        |        |        |
|-----------------------|------------------------------------|---|--|--------------------|-----------|--------------------|---------|----------------------|--------------------------------------|----------|--------|-------------------------|--------|----------------------|--------|-------------|--------|--------|--------|
| 14                    | Appearance                         | No mechanical damage shall occur  | Capacitor shall be subjected to 5 cycles.<br>Condition for 1 cycle : <table border="1" style="margin-top: 10px;"> <thead> <tr> <th>Step</th> <th>Temp.(°C)</th> <th>Time(min.)</th> </tr> </thead> <tbody> <tr> <td>1</td> <td>Min.rated temp.+0/-3</td> <td>30</td> </tr> <tr> <td>2</td> <td>25</td> <td>2~3</td> </tr> <tr> <td>3</td> <td>Max.rated temp.+3/-0</td> <td>30</td> </tr> <tr> <td>4</td> <td>25</td> <td>2~3</td> </tr> </tbody> </table><br>Leave the capacitor in ambient condition for specified time before measurement.<br>* 24±2 Hours (Class I)<br>24±2 Hours (Class II) | Step               | Temp.(°C) | Time(min.)         | 1       | Min.rated temp.+0/-3 | 30                                   | 2        | 25     | 2~3                     | 3      | Max.rated temp.+3/-0 | 30     | 4           | 25     | 2~3    |        |
|                       | Step                               | Temp.(°C)   |  | Time(min.)         |           |                    |         |                      |                                      |          |        |                         |        |                      |        |             |        |        |        |
|                       | 1                                  | Min.rated temp.+0/-3  |  | 30                 |           |                    |         |                      |                                      |          |        |                         |        |                      |        |             |        |        |        |
|                       | 2                                  | 25  |  | 2~3                |           |                    |         |                      |                                      |          |        |                         |        |                      |        |             |        |        |        |
|                       | 3                                  | Max.rated temp.+3/-0  |  | 30                 |           |                    |         |                      |                                      |          |        |                         |        |                      |        |             |        |        |        |
|                       | 4                                  | 25  |  | 2~3                |           |                    |         |                      |                                      |          |        |                         |        |                      |        |             |        |        |        |
|                       | Capacitance                        | <table border="1" style="width: 100%; border-collapse: collapse;"> <thead> <tr> <th colspan="2">Capacitance change</th> <th>Capacitance change</th> </tr> </thead> <tbody> <tr> <td colspan="2">Class I</td> <td>±2.5% or ±0.25pF whichever is larger</td> </tr> <tr> <td rowspan="5">Class II</td> <td>A(X5R)</td> <td>Within ±7.5%/±10%/±15%*</td> </tr> <tr> <td>B(X7R)</td> <td>Within ±7.5%</td> </tr> <tr> <td>X(X6S)</td> <td rowspan="3">Within ±15%</td> </tr> <tr> <td>Y(X7S)</td> </tr> <tr> <td>Z(X7T)</td> </tr> <tr> <td>F(Y5V)</td> <td>Within ±20%</td> </tr> </tbody> </table> |  | Capacitance change |           | Capacitance change | Class I |                      | ±2.5% or ±0.25pF whichever is larger | Class II | A(X5R) | Within ±7.5%/±10%/±15%* | B(X7R) | Within ±7.5%         | X(X6S) | Within ±15% | Y(X7S) | Z(X7T) | F(Y5V) |
| Capacitance change    |                                    | Capacitance change  |  |                    |           |                    |         |                      |                                      |          |        |                         |        |                      |        |             |        |        |        |
| Class I               |                                    | ±2.5% or ±0.25pF whichever is larger  |  |                    |           |                    |         |                      |                                      |          |        |                         |        |                      |        |             |        |        |        |
| Class II              |                                    | A(X5R)  | Within ±7.5%/±10%/±15%*  |                    |           |                    |         |                      |                                      |          |        |                         |        |                      |        |             |        |        |        |
|                       |                                    | B(X7R)  | Within ±7.5%   |                    |           |                    |         |                      |                                      |          |        |                         |        |                      |        |             |        |        |        |
|                       |                                    | X(X6S)  | Within ±15%  |                    |           |                    |         |                      |                                      |          |        |                         |        |                      |        |             |        |        |        |
|                       | Y(X7S)                             |   |  |                    |           |                    |         |                      |                                      |          |        |                         |        |                      |        |             |        |        |        |
|                       | Z(X7T)                             |   |  |                    |           |                    |         |                      |                                      |          |        |                         |        |                      |        |             |        |        |        |
| F(Y5V)                | Within ±20%                        |   |  |                    |           |                    |         |                      |                                      |          |        |                         |        |                      |        |             |        |        |        |
| Q(Class I)            | Within the specified initial value |   |  |                    |           |                    |         |                      |                                      |          |        |                         |        |                      |        |             |        |        |        |
| Tanδ(Class II)        | Within the specified initial value |   |  |                    |           |                    |         |                      |                                      |          |        |                         |        |                      |        |             |        |        |        |
| Insulation resistance | Within the specified initial value |   |  |                    |           |                    |         |                      |                                      |          |        |                         |        |                      |        |             |        |        |        |

Note 1. Initial Measurement For Class II  
Perform the heat treatment at 150°C +0/-10°C for 1 hour. Then Leave the capacitor in ambient condition for 24±2 hours before measurement  
Then perform the measurement.

Note 2. Latter Measurement

1. CLASS I  
Leave the capacitor in ambient condition for 24±2 hours before measurement. Then perform the measurement.
2. CLASS II  
Perform the heat treatment at 150°C +0/-10°C for 1 hour. Then Leave the capacitor in ambient condition for 24±2 hours before measurement.  
Then perform the measurement.

Note 3. All Size in Reliability Test Condition Section is "inch"

Note 4. Camera Strobe Circuit Capacitors Should be Following a Special Reliability Test Condition.  
Please check with our sales representatives or product engineers.

# Packaging Specifications

## Packaging

This specification applies to taping of MLCC.

When customers require, the specification may be changed under the agreement.

### 1 Figure



\* The chip is only use for identifying the label and packaged products. Please don't use the chip.

### 2 Quantity

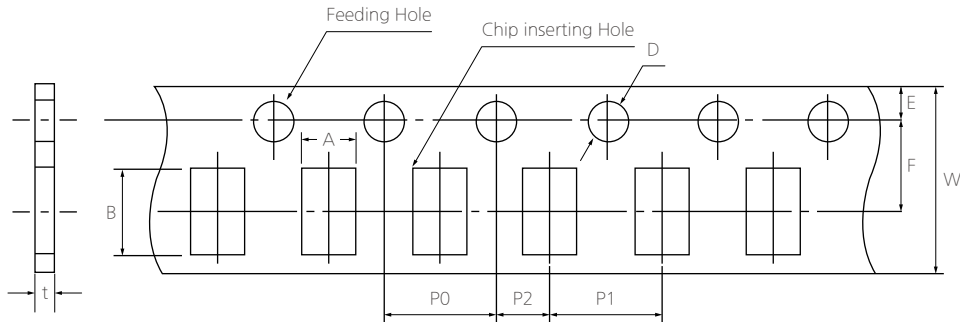
(Unit : pcs)

| Type      | Size (inch/mm) | Chip Thickness (mm) | Taping Type | Pitch (mm) | Plastic 7 inches reel | Plastic 10 inches reel | Plastic 13 inches reel |
|-----------|----------------|---------------------|-------------|------------|-----------------------|------------------------|------------------------|
| MLCC      | 008004/0201    | 0.125               | EMBOSSSED   | 1          | 20K/50K               | -                      | -                      |
|           | 01005/0402     | 0.2                 | PAPER       | 2          | 20k                   | -                      | 100K                   |
|           | 0201/0603      | 0.3                 | PAPER       | 2          | 10K                   | -                      | 50K                    |
|           | 0402/1005      | 0.5                 | PAPER       | 2          | 10K                   | -                      | 50K                    |
|           | 0603/1608      | 0.8                 | PAPER       | 4          | 4K                    | 10K                    | 15K/10K                |
|           |                | 1.0                 | EMBOSSSED   | 4          | 3K                    | -                      | -                      |
|           | 0805/2012      | T ≤ 0.85            | PAPER       | 4          | 4K                    | 10K                    | 15K/10K                |
|           |                | T ≥ 1.0             | EMBOSSSED   | 4          | 2K                    | 6K                     | 10K                    |
|           | 1206/3216      | T ≤ 0.85            | PAPER       | 4          | 4K                    | 10K                    | 10K                    |
|           |                | T ≥ 1.0             | EMBOSSSED   | 4          | 2K                    | 4K                     | 10K                    |
|           | 1210/3225      | T ≤ 1.6             | EMBOSSSED   | 4          | 2K                    | 4K                     | 10K                    |
|           |                | T ≥ 2.0             | EMBOSSSED   | 4          | 1K                    | 4K                     | 4K                     |
|           | 1808/4520      | T ≤ 1.6             | EMBOSSSED   | 8          | 2k                    | -                      | 8k                     |
|           |                | T ≥ 2.0             | EMBOSSSED   | 8          | 1k                    | -                      | 4k                     |
|           | 1812/4532      | T ≤ 2.0             | EMBOSSSED   | 8          | -                     | -                      | 4K                     |
| T > 2.0   |                | EMBOSSSED           | 8           | -          | -                     | 2K                     |                        |
| 2220/5750 | T ≥ 2.5        | EMBOSSSED           | 8           | -          | -                     | 2K                     |                        |

# Packaging Specifications

## 3 Tape Size

### I. Cardboard(Paper) tape : 4mm pitch



(Unit : mm)

| Size (inch/mm) | A             | B             | W             | F             | E             | P1            | P2            | P0            | D                 | t            |
|----------------|---------------|---------------|---------------|---------------|---------------|---------------|---------------|---------------|-------------------|--------------|
| 0603/<br>1608  | 1.00<br>±0.10 | 1.90<br>±0.10 | 8.00<br>±0.30 | 3.50<br>±0.05 | 1.75<br>±0.10 | 4.00<br>±0.10 | 2.00<br>±0.05 | 4.00<br>±0.10 | φ1.50<br>+0.10/-0 | 1.1<br>Below |
| 0805/<br>2012  | 1.55<br>±0.10 | 2.30<br>±0.10 |               |               |               |               |               |               |                   |              |
| 1206/<br>3216  | 2.05<br>±0.10 | 3.60<br>±0.10 |               |               |               |               |               |               |                   |              |

※ The A, B in the table above are based on normal dimensions. The data may be changed with the special size tolerances.

### II. Cardboard(Paper) tape (P1 : 1mm/2mm pitch )



(Unit : mm)

| Size (inch/mm) | A              | B              | W             | F             | E             | P1                              | P2                              | P0            | D                   | t             |
|----------------|----------------|----------------|---------------|---------------|---------------|---------------------------------|---------------------------------|---------------|---------------------|---------------|
| 01005/<br>0402 | 0.25<br>±0.02  | 0.46<br>±0.02  | 8.00<br>±0.30 | 3.50<br>±0.05 | 1.75<br>±0.10 | 2.00<br>±0.05<br>(1.0±<br>0.05) | 2.00<br>±0.05<br>(1.0±<br>0.05) | 4.00<br>±0.10 | φ1.50<br>+0.1/-0.03 | 0.25<br>±0.02 |
| 0201/<br>0603  | 0.38<br>±0.03  | 0.68<br>±0.03  |               |               |               |                                 |                                 |               |                     | 0.35<br>±0.03 |
| 0402/<br>1005  | 0.62<br>±0.05  | 1.12<br>±0.05  |               |               |               |                                 |                                 |               |                     | 0.60<br>±0.05 |
| 0204/<br>0510  | 0.62<br>/-0.10 | 1.12<br>/-0.10 |               |               |               |                                 |                                 |               |                     | 0.37<br>±0.03 |

※ The A, B in the table above are based on normal dimensions. The data may be changed with the special size tolerances.

※ ( ) is based on 1mm pitch paper tape

# Packaging Specifications

## III. Embossed (Plastic) tape

(1) Embossed (Plastic) tape (P1: 4mm pitch)



(2) Embossed (Plastic) tape (P1: 1mm/ 2mm pitch)



(Unit : mm)

| Size (inch/mm)   | A                      | B                      | W             | F             | E             | P1            | P2            | P0            | D                  | t1            | t0            |
|------------------|------------------------|------------------------|---------------|---------------|---------------|---------------|---------------|---------------|--------------------|---------------|---------------|
| 01005/<br>0402   | 0.23<br>±0.02          | 0.45<br>±0.02          | 4.00<br>±0.05 | 1.80<br>±0.02 | 0.90<br>±0.05 | 1.00<br>±0.02 | 1.00<br>±0.02 | 2.00<br>±0.03 | φ0.80<br>±0.04     | 0.35<br>Below | 0.50<br>Below |
| 015008/<br>05025 | 0.32<br>±0.03          | 0.58<br>±0.03          | 8.00<br>±0.30 | 3.50<br>±0.05 | 1.75<br>±0.10 | 2.00<br>±0.05 | 2.00<br>±0.05 | 4.00<br>±0.10 | φ1.50<br>0.1/-0.03 |               |               |
| 0603/<br>1608    | 1.05<br>±0.15          | 1.90<br>±0.15          |               |               |               | 4.00<br>±0.10 |               |               | φ1.50<br>0.1/-0    |               |               |
| 0805/<br>2012    | 1.45<br>±0.20          | 2.30<br>±0.20          |               |               |               |               |               |               |                    | 2.92<br>Below |               |
| 1206/<br>3216    | 1.90<br>±0.20          | 3.50<br>±0.20          |               |               |               |               |               |               |                    |               |               |
| 1210/<br>3225    | 2.80<br>±0.20          | 3.60<br>±0.20          |               |               |               | 0.60<br>Below |               |               |                    |               |               |
| 1808/<br>4520    | 2.30<br>±0.20          | 4.90<br>±0.20          | 3.80<br>Below |               |               |               |               |               |                    |               |               |
| 1812/<br>4532    | 3.60<br>±0.20          | 4.90<br>±0.20          |               |               |               |               |               |               |                    |               |               |
| 2220/<br>5750    | 5.50<br>±0.20          | 6.20<br>±0.20          |               |               |               |               |               |               |                    |               |               |
| 0204/<br>0510    | 0.62<br>0.05<br>/-0.10 | 1.12<br>0.05<br>/-0.10 | 8.00<br>±0.30 | 3.50<br>±0.05 | 4.00<br>±0.10 | 2.50<br>Below |               |               |                    |               |               |
| 0306/<br>0816    | 1.10<br>±0.20          | 1.90<br>±0.20          |               |               |               |               |               |               |                    |               |               |

※ The A, B in the table above are based on normal dimensions. The data may be changed with the special size tolerances.

# Packaging Specifications

## IV. Reel Size



(Unit : mm)

| Symbol  | Tape Width | A                  | B             | C                 | D            | E             | W            | t             |
|---------|------------|--------------------|---------------|-------------------|--------------|---------------|--------------|---------------|
| 7"Reel  | 4mm        | $\phi 178 \pm 2.0$ | MIN $\phi 50$ | $\phi 13 \pm 0.5$ | $21 \pm 0.8$ | $2.0 \pm 0.5$ | $5 \pm 0.5$  | $1.2 \pm 0.2$ |
|         | 8mm        | $\phi 178 \pm 2.0$ | MIN $\phi 50$ | $\phi 13 \pm 0.5$ | $21 \pm 0.8$ | $2.0 \pm 0.5$ | $10 \pm 1.5$ | $0.9 \pm 0.2$ |
|         | 12mm       | $\phi 178 \pm 2.0$ | MIN $\phi 50$ | $\phi 13 \pm 0.5$ | $21 \pm 0.8$ | $2.0 \pm 0.5$ | $13 \pm 0.5$ | $1.2 \pm 0.2$ |
| 10"Reel | 8mm        | $\phi 258 \pm 2.0$ | MIN $\phi 70$ | $\phi 13 \pm 0.5$ | $21 \pm 0.8$ | $2.0 \pm 0.5$ | $10 \pm 1.5$ | $1.8 \pm 0.2$ |
| 13"Reel | 8mm        | $\phi 330 \pm 2.0$ | MIN $\phi 70$ | $\phi 13 \pm 0.5$ | $21 \pm 0.8$ | $2.0 \pm 0.5$ | $10 \pm 1.5$ | $1.8 \pm 0.2$ |
|         | 12mm       | $\phi 330 \pm 2.0$ | MIN $\phi 70$ | $\phi 13 \pm 0.5$ | $21 \pm 0.8$ | $2.0 \pm 0.5$ | $13 \pm 0.5$ | $2.2 \pm 0.2$ |

### 4 Cover tape peel-off force

#### I. Peel-off force

$10 \text{ g.f} \leq \text{peel-off force} \leq 70 \text{ g.f}$

#### II. Measurement Method



- Taping Packaging design : Packaging design follows IEC 60286-3 standard.  
 (IEC 60286-3 Packaging of components for automatic handling - parts 3)  
 \* If the static electricity of SMT process causes any problems, please contact us.

# Packaging Specifications

## 5 BOX package

### I. Packaging Label

REEL & Box Type

Label includes the information as below.



- 1) Chip size
- 2) Temperature Characteristics
- 3) Nominal Capacitance
- 4) Model Name
- 5) LOT Number & Reel Number
- 6) Q'ty

### II. Box Packaging

- 1) Double packaging with the paper type of inner box and outer box.
- 2) Avoid any damages during transportation by car, airplane and ship.
- 3) Remark information of contents on inner box and outer box

※ If special packaging is required, please contact us.

### III. 7" Box packaging

(Unit : mm)

#### ■ Inner Box (7" × 5 REEL)



#### ■ Inner Box (7" × 10 REEL)



#### ■ Outer Box (7" × 20 REEL)



#### ■ Outer Box (7" × 60 REEL)



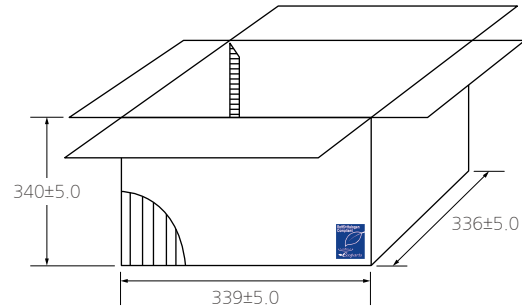
# Packaging Specifications

## IV. 13" Box packaging

■ Inner Box (13" × 4 REEL)



■ Outer Box (13" × 20 REEL)



## 6 Chip Weight

| Size (L/W)<br>(inch/mm) | Size (T)<br>(mm) | Temp | Weight<br>(mg/pc) |
|-------------------------|------------------|------|-------------------|
| 01005/0402              | 0.20             | C0G  | 0.082             |
|                         | 0.20             | X7R  | 0.083             |
|                         | 0.20             | X5R  | 0.093             |
| 0201/0603               | 0.30             | C0G  | 0.233             |
|                         | 0.30             | X7R  | 0.285             |
|                         | 0.30             | X5R  | 0.317             |
| 0402/1005               | 0.50             | C0G  | 1.182             |
|                         | 0.50             | X7R  | 1.559             |
|                         | 0.50             | X5R  | 1.56              |
| 0603/1608               | 0.80             | C0G  | 4.615             |
|                         | 0.80             | X7R  | 5.522             |
|                         | 0.80             | X5R  | 5.932             |
| 0805/2012               | 0.65             | C0G  | 7.192             |
|                         | 1.25             | X7R  | 16.523            |
|                         | 1.25             | X5R  | 16.408            |
| 1206/3216               | 1.25             | C0G  | 28.086            |
|                         | 1.60             | X7R  | 54.05             |
|                         | 1.60             | X5R  | 45.6              |
| 1210/3225               | 2.50             | X7R  | 116.197           |
|                         | 2.50             | X5R  | 121.253           |
| 1808/4520               | 1.25             | C0G  | 47.382            |
|                         | 1.25             | X7R  | 63.136            |
| 1812/4532               | 1.25             | X7R  | 96.697            |
| 2220/5750               | 1.60             | X7R  | 260.897           |

※ The weight of product is typical value per size, for more details, please contact us.

# Caution/Notice

## Product Characteristic data

### 1 Capacitance

The capacitance is the ratio of the change in an electric charge according to voltage change. Due to the fact that the capacitance may be subject to change with the measured voltage and frequency, it is highly recommended to measure the capacitance based on the following conditions.

**I.** Measure capacitance with voltage and frequency specified in this document.

Regarding the voltage/frequency condition for capacitance measurement of each MLCC model, please make sure to follow a section "C. Reliability test Condition - Capacitance" in this document.

The following table shows the voltage and frequency condition according to the capacitance range.  
[The voltage and frequency condition according to MLCC the capacitance range]

Class I

| Capacitance | Frequency | Voltage   |
|-------------|-----------|-----------|
| ≤1,000pF    | 1kHz±10%  | 0.5~5Vrms |
| >1,000pF    | 1kHz±10%  |           |

Class II

| Capacitance | Frequency | Voltage     |
|-------------|-----------|-------------|
| ≤10μF       | 1kHz±10%  | 1.0±0.2Vrms |
| >10μF       | 120Hz±20% | 0.5±0.1Vrms |
| Exception   | 1kHz±10%  | 0.5±0.1Vrms |

※ Capacitance shall be measured after the heat treatment of 150+0/-10°C for 1hr, leaving at room temperature for 24±2hr. (Class II)

**II.** It is recommended to use measurement equipment with the ALC (Auto Level Control) option.

The reason is that when capacitance or measurement frequency is high, the output voltage of measurement equipment can be lower than the setting voltage due to the equipment limitation. Note that when capacitance or measurement frequency is excessively high, the measurement equipment may show ALC off warning and provide a lower output voltage than the setting voltage even with ALC option selected. It is necessary to ensure the output voltage of measurement equipment is the same as the setting voltage before measuring capacitance.

**III.** Capacitance value of high dielectric constant (Class II) MLCC changes with applied AC and DC voltage. Therefore, it is necessary to take into account MLCC's AC voltage characteristics and DC-bias voltage characteristics when applying MLCC to the actual circuit.

**IV.** The capacitance is in compliance with the EIA RS-198-1-F-2002.

### 2 Tan δ (DF)

**I.** An ideal MLCC's energy loss is zero, but real MLCC has dielectric loss and resistance loss of electrode. DF (Dissipation Factor) is defined as the ratio of loss energy to stored energy and typically being calculated as percentage.

**II.** Quality factor (Q factor) is defined as the ratio of stored energy to loss energy. The equation can be described as 1/DF. Normally the loss characteristic of Class I MLCC is presented in Q, since the DF value is so small whereas the loss characteristic of Class II MLCC is presented in DF.

**III.** It is recommended to use Class I MLCC for applications to require good linearity and low loss such as coupling circuit, filter circuit and time constant circuit.



# Caution/Notice

## 3 Insulation Resistance

Ceramic dielectric has a low leakage current with DC voltage due to the high insulating properties. Insulation resistance is defined as the ratio of a leakage current to DC voltage.

I. When applying DC voltage to MLCC, a charging current and a leakage current flow together at the initial stage of measurement.

While the charging current decreases, and insulation resistance (IR) in MLCC is saturated by time. Therefore, insulation resistance shall be measured 1 minute after applying the rated voltage.

## 4 Capacitance Aging

The aging characteristic is that the high dielectric (Class II) MLCC decreases capacitance value over time. It is also necessary to consider the aging characteristic with voltage and temperature characteristics when Class II MLCC is used in circuitry.

I. In general, aging causes capacitance to decrease linearly with the log of time as shown in the following graph. Please check with SEMCO for more details, since the value may vary between different models.

II. After heat treatment (150 °C, 1 hour), the capacitance decreased by aging is recovered, so aging should be considered again from the time of heat treatment.



[Example of Capacitance Aging]

# Caution/Notice

## 5 Temperature Characteristics of Capacitance (TCC)

Please consider temperature characteristics of capacitance since the electrical characteristics such as capacitance changes which is caused by a change in ceramic dielectric constant by temperature.

I. It is necessary to check the values specified in section “C. Reliability test Condition-Temperature Characteristics” for the temperature and capacitance change range of MLCC.



[Example of Temperature Characteristics (X5R)]



[Example of Bias TCC]

II. When selecting MLCC, it is necessary to consider the heat characteristics of a system, room temperature and TCC of MLCC, since the applied temperature may change the capacitance of MLCC.

III. In addition, Bias TCC of MLCC should be taken into account when DC voltage is applied to MLCC.

## 6 Self-heating Temperature

It is necessary to design the system, with considering self-heating generated by the ESR (Equivalent Series Resistance) of MLCC when AC voltage or pulse voltage is applied to MLCC.

I. When MLCC is used in an AC voltage or pulse voltage circuit, self-heating is generated when AC or pulse current flows through MLCC. Short-circuit may be occurred by the degradation of MLCC’s insulating properties.

II. The reliability of MLCC may be affected by MLCC being used in an AC voltage or pulse voltage circuit, even the AC voltage or the pulse voltage is within the range of rated voltage. Therefore, make sure to check the following conditions.

- 1) The surface temperature of MLCC must stay within the maximum operating temperature after AC or Pulse voltage is applied.
- 2) The rise in increase by self-heating of MLCC must not exceed 20°C



[Example of Ripple current]



# Caution/Notice

## 7 DC & AC Voltage Characteristics

It is required to consider voltage characteristics in the circuit since the capacitance value of high dielectric constant MLCC (Class II) is changed by applied DC & AC voltage.

- I. Please ensure the capacitance change is within the allowed operating range of a system. In particular, when high dielectric constant type MLCC (Class II) is used in circuit with narrow allowed capacitance tolerance, a system should be designed with considering DC voltage, temperature characteristics and aging characteristics of MLCC.
- II. It is necessary to consider the AC voltage characteristics of MLCC and the AC voltage of a system, since the capacitance value of high dielectric constant type MLCC (Class II) varies with the applied AC voltage.



[Example of DC Bias characteristics]



[Example of AC voltage characteristics]

# Caution/Notice

## 8 Impedance Characteristic

Electrical impedance (Z) of MLCC is the measurement of the opposition that MLCC presents to a current (I) when a voltage (V) is applied. It is defined as the ratio of the voltage to the current ( $Z=V/I$ ).

Impedance extends the concept of resistance to AC circuits and is a complex number consisting of the real part of resistance (R) and the imaginary part of reactance (X) as  $Z=R+jX$ .

Therefore, it is required to design circuit with consideration of the impedance characteristics of MLCC based on the frequency ( $Z=R+jX$ ).

**I.** MLCC operates as a capacitor in the low frequency and its reactance (XC) decreases as frequency increases ( $X_C=1/j2\pi fC$ ) where f is frequency and C is capacitance.

The resistance (ESR; Equivalent Series Resistance) of MLCC in the low frequency mainly comes from the loss of its dielectric material.

**II.** MLCC operates as an inductor in the high frequency and the inductance of MLCC is called ESL (Equivalent Series Inductance). The reactance (XL) of MLCC in the high frequency increases as frequency increases ( $X_L=j2\pi f \cdot ESL$ ). The resistance (ESR) of MLCC in the high frequency mainly comes from the loss of its electrode metal.

**III.** SRF (Self Resonant Frequency) of MLCC is the frequency where its capacitive reactance (XC) and inductive reactance(XL) cancel each other and the impedance of MLCC has only ESR at SRF.

**IV.** The impedance of MLCC can be measured by a network analyzer or an impedance analyzer. When using the network analyzer, please note that the small-signal input may lead to the impedance of low capacitance caused by the AC voltage characteristic of MLCC.



[Example of Impedance characteristics]

# Caution/Notice

## Electrical & Mechanical Caution

### 1 Derating

MLCC with the test voltage at 100% of the rated voltage in the high temperature resistance test are labeled as “derated MLCC.” For this type of MLCC, the voltage and temperature should be derated as shown in the following graph for the equivalent life time of a normal MLCC with the test voltage at 150% of the rated voltage in the high temperature resistance test.

- I. The derated MLCC should be applied with the derating voltage and temperature as shown in the following graph.
- II. The “Temperature of MLCC” in the x-axis of the graph below indicates the surface temperature of MLCC including self-heating effect. The “Voltage Derating Ratio” in the y-axis of the graph below gives the maximum operating voltage of MLCC with reference to the maximum voltage (Vmax) as defined in section “3-2. Applied Voltage.”



[Example of derating graph for derated MLCC]

### 2 Applied Voltage

The actual applied voltage on MLCC should not exceed the rated voltage set in the specifications.

#### I. Cautions by types of voltage applied to MLCC

- For DC voltage or DC+AC voltage, DC voltage or the maximum value of DC + AC voltage should not exceed the rated voltage of MLCC.
- For AC voltage or pulse voltage, the peak-to-peak value of AC voltage or pulse voltage should not exceed the rated voltage of MLCC.
- Abnormal voltage such as surge voltage, static electricity should not exceed the rated voltage of MLCC.



[Types of Voltage Applied to the Capacitor]

# Caution/Notice

## II. Effect of EOS (Electrical Overstress)

- Electrical Overstress such as a surge voltage or EOS can cause damages to MLCC, resulting in the electrical short failure caused by the dielectric breakdown in MLCC.
- Down time of MLCC is varied with the applied voltage and the room temperature and a dielectric shock caused by EOS can accelerate heating on the dielectric. Therefore, it can bring about a failure of MLCC in a market at the early stage.
- Please use caution not to apply excessive electrical overstress including spike voltage MLCC when preparing MLCC for testing or evaluating.

### (1) Surge

When the overcurrent caused by surge is applied to MLCC, the influx of current into MLCC can induce the overshooting phenomenon of voltage as shown in the graph below and result in the electrical short failure in MLCC. Therefore, it is necessary to be careful to prevent the influx of surge current into MLCC.

### (2) ESD (Electrostatic Discharge)

Since the voltage of the static electricity is very high but the quantity of electric charge is small compared to the surge, ESD can cause damage to MLCC with low capacitance as shown in the following graph, whereas surge with lots of electric charge quantity can cause damages to even high capacitance MLCC.



[Example of Surge applied to MLCC]



[Example of ESD applied to MLCC]

## 3 Vibration

Please check the types of vibration and shock, and the status of resonance. Manage MLCC not to generate resonance and avoid any kind of impact to terminals. When MLCC is used in a vibration environment, please make sure to contact us for the situation and consider special MLCC such as Soft-term, etc.

## 4 Shock

Mechanical stress caused by a drop may cause damages to a dielectric or a crack in MLCC. Do not use a dropped MLCC to avoid any quality and reliability deterioration. When piling up or handling printed circuit boards, do not hit MLCC with the corners of a PCB to prevent cracks or any other damages to the MLCC.

## 5 Piezo-electric Phenomenon

MLCC may generate a noise due to vibration at specific frequency when using the high dielectric constant MLCC (Class II) at AC or Pulse circuits. MLCC may cause a noise if MLCC is affected by any mechanical vibrations or shocks.

# Caution/Notice

## Process of Mounting and Soldering

### I Mounting

MLCC with the test voltage at 100% of the rated voltage in the high temperature resistance test are labeled as “derated MLCC.” For this type of MLCC, the voltage and temperature should be derated as shown in the following graph for the equivalent life time of a normal MLCC with the test voltage at 150% of the rated voltage in the high temperature resistance test.

#### I. Mounting position

It is recommended to locate the major axis of MLCC in parallel to the direction in which the stress is applied.



#### II. Cautions during mounting near the cutout

Please take the following measures to effectively reduce the stress generated from the cutting of PCB. Select the mounting location shown below, since the mechanical stress is affected by a location and a direction of MLCC mounted near the cutting line.



#### III. Cautions during mounting near screw

If MLCC is mounted near a screw hole, the board deflection may be occurred by screw torque. Mount MLCC as far from the screw holes as possible.





# Caution/Notice

## 2 Caution before Mounting

- I. It is recommended to store and use MLCC in a reel. Do not re-use MLCC that was isolated from the reel.
- II. Check the capacitance characteristics under actual applied voltage.
- III. Check the mechanical stress when actual process and equipment is in use.
- IV. Check the rated capacitance, rated voltage and other electrical characteristics before assembly. Heat treatment must be done prior to measurement of capacitance.
- V. Check the solderability of MLCC that has passed shelf life before use.
- VI. The use of Sn-Zn based solder may deteriorate the reliability of MLCC.

## 3 Cautions during Mounting with Mounting (pick-and-place) Machines

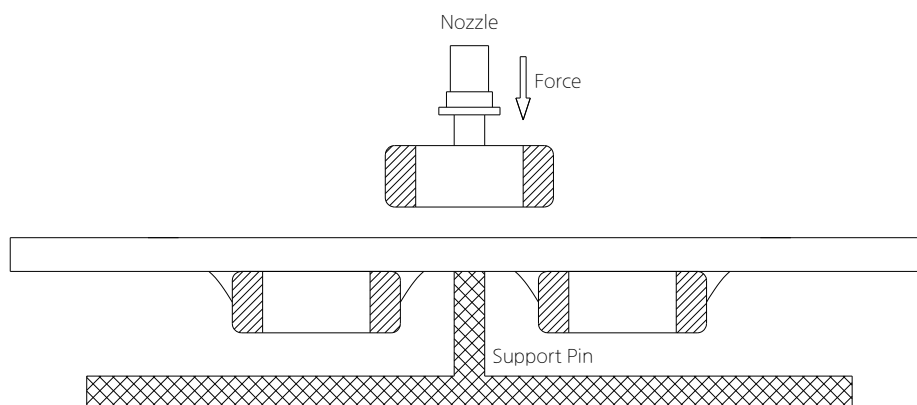
### I. Mounting Head Pressure

Excessive pressure may cause cracks in MLCC. It is recommended to adjust the nozzle pressure within the maximum value of 300g.f. Additional conditions must be set for both thin film and special purpose MLCC.

### II. Bending Stress

When using a two-sided substrate, it is required to mount MLCC on one side first before mounting on the other side due to the bending of the substrate caused by the mounting head.

Support the substrate as shown in the picture below when MLCC is mounted on the other side.  
If the substrate is not supported, bending of the substrate may cause cracks in MLCC.



### III. Suction nozzle

Dust accumulated in a suction nozzle and suction mechanism can impede a smooth movement of the nozzle. This may cause cracks in MLCC due to the excessive force during mounting.

If the mounting claw is worn out, it may cause cracks in MLCC due to the uneven force during positioning.

A regular inspection such as maintenance, monitor and replacement for the suction nozzle and mounting claw should be conducted.

# Caution/Notice

## 4 Reflow soldering

MLCC is in a direct contact with the dissolved solder during soldering, which may be exposed to potential mechanical stress caused by the sudden temperature change.  
Therefore, MLCC may be contaminated by the location movement and flux.  
For the reason, the mounting process must be closely monitored.

| Method           |                 | Classification   |
|------------------|-----------------|------------------|
| Reflow soldering | Overall heating | Infrared rays    |
|                  |                 | Hot plate        |
|                  |                 | VPS(Vapor phase) |
|                  | Local heating   | Air heater       |
|                  |                 | Laser            |
|                  |                 | Light beam       |

### I . Reflow Profile



[Reflow Soldering Conditions]

Use caution not to exceed the peak temperature (260°C) and time (30sec) as shown.  
Pre-heating is necessary for all constituents including the PCB to prevent the mechanical damages on MLCC. The temperature difference between the PCB and the component surface must be kept to the minimum.

As for reflow soldering, it is recommended to keep the number of reflow soldering to less than three times. Please check with us when the number of reflow soldering needs to exceed three times. Care must be exercised especially for the ultra-small size, thin film and high capacitance MLCC as they can be affected by thermal stress more easily.



# Caution/Notice

## II. Reflow temperature

The following quality problem may occur when MLCC is mounted with a lower temperature than the reflow temperature recommended by a solder manufacturer. The specified peak temperature must be maintained after taking into consideration the factors such as the placement of peripheral constituent and the reflow temperature.

- Drop in solder wettability
- Solder voids
- Potential occurrence of whisker
- Drop in adhesive strength
- Drop in self-alignment properties
- Potential occurrence of tombstones

## III. Cooling

Natural cooling with air is recommended.

## IV. Optimum solder flux for reflow soldering

- Overly the thick application of solder pastes results in an excessive solder fillet height.
- This makes MLCC more vulnerable to the mechanical and thermal stress from the board, which may cause cracks in MLCC.
- Too little solder paste results in a lack of the adhesive strength, which may cause MLCC to isolate from PCB
- Check if solder has been applied uniformly after soldering is completed.



Too Much Solder  
large stress may cause cracks



Not enough solder  
Weak holding force may cause bad connections or detaching of the capacitor

- It is required to design a PCB with consideration of a solder land pattern and its size to apply an appropriate amount of solder to MLCC. The amount of the solder at the edge may impact directly on cracks in MLCC.
- The design of a suitable solder land is necessary since the more the solder amount is, the larger the force MLCC experiences and the higher the chance MLCC cracks.



# Caution/Notice

## 5 Flow soldering

### I. Flow profile



[Flow Soldering Conditions]

Take caution not to exceed peak temperature ( $260^\circ\text{C}$ ) and time (5sec) as shown.  
Please contact us before use the type of high capacitance and thin film MLCC for some exceptions that may be caused.

### II. Caution before Flow soldering

- When a sudden heat is applied to MLCC, the mechanical rigidity of MLCC is deteriorated by the internal deformation of MLCC. Preheating all the constituents including PCB is required to prevent the mechanical damages on MLCC. The temperature difference between the solder and the surface of MLCC must be kept to the minimum.
- If the flow time is too long or the flow temperature is too high, the adhesive strength with PCB may be deteriorated by the leaching phenomenon of the outer termination, or the capacitance value may be dropped by weak adhesion between the internal termination and the outer termination.



# Caution/Notice

## 6 Soldering Iron

Manual soldering can pose a great risk on creating thermal cracks in MLCC. The high temperature soldering iron tip may come into a direct contact with the ceramic body of MLCC due to the carelessness of an operator. Therefore, the soldering iron must be handled carefully, and close attention must be paid to the selection of the soldering iron tip and to temperature control of the tip.

### I. How to use a soldering iron

- In order to minimize damages on MLCC, preheating MLCC and PCB is necessary.
- A hot plate and a hot air type preheater should be used for preheating
- Do not cool down MLCC and PCB rapidly after soldering.
- Keep the contact time between the outer termination of MLCC and the soldering iron as short as possible. Long soldering time may cause problems such as adhesion deterioration by the leaching phenomenon of the outer termination.

| Variation of Temp.  | Soldering Temp.(°C) | Pre-heating Time(sec) | Soldering Time(sec) | Cooling Time(sec) |
|---------------------|---------------------|-----------------------|---------------------|-------------------|
| $\Delta T \leq 130$ | 300±10°C max        | ≥60                   | ≤4                  | -                 |

\* Control  $\Delta T$  in the solder iron and preheating temperature.

| Condition of Iron facilities |              |                |
|------------------------------|--------------|----------------|
| Wattage                      | Tip diameter | Soldering time |
| 20W max                      | 3mm max      | 4sec max       |

\* Caution - Iron tip should not contact with ceramic body directly  
Lead-free solder: Sn-3.0Ag-0.5Cu

### II. How to use a spot heater

Compared to local heating using a solder iron, heat by a spot heater heats the overall MLCC and the PCB, which is likely to lessen the thermal shocks.

For a high density PCB, a spot heater can prevent the problem to connect between a solder iron and MLCC directly.

- If the distance from the air nozzle outlet to MLCC is too close, MLCC may be cracked due to the thermal stress. Follow the conditions set in the table below to prevent this problem.
- The spot heater application angle as shown in the figure is recommended to create a suitable solder fillet shape.
- In case that heat of higher than 350°C is applied to MLCC containing epoxy material, the epoxy material in MLCC may be damaged by heat.

|                                   |         |
|-----------------------------------|---------|
| Distance                          | ≥ 5mm   |
| Hot Air Application angle         | 45°     |
| Hot Air Temperature Nozzle Outlet | ≤ 400°C |
| Application Time                  | ≤ 10s   |





# Caution/Notice

## III. Cautions for re-work

- Too much solder amount will increase the risk of PCB bending or cause other damages.
- Too little solder amount will result in MLCC breaking loose from the PCB due to the inadequate adhesive strength.
- Check if the solder has been applied properly and ensure the solder fillet has a proper shape.



## 7 Cleaning

### I. In general, cleaning is unnecessary if rosin flux is used.

When acidic flux is used strongly, chlorine in the flux may dissolve into some types of cleaning fluids, thereby affecting the performance of MLCC.

This means that the cleansing solution must be carefully selected and should always be new.

### II. Cautions for cleaning

MLCC or solder joint may be cracked with the vibration of PCB, if ultrasonic vibration is too strong during cleaning. When high pressure cleaning equipment is used, test should be done for the cleaning equipment and its process before the cleaning in order to avoid damages on MLCC.

## 8 Cautions for using electrical measuring probes

- Confirm the position of the support pin or jig when checking the electrical performance of MLCC after mounting on the PCB.
- Watch for PCB bending caused by the pressure of a test-probe or other equipment.
- If the PCB is bent by the force from the test probe, MLCC may be cracked or the solder joint may be damaged.
- Avoid PCB flexing by using the support pin on the back side of the PCB.
- Place equipment with the support pin as close to the test-probe as possible.
- Prevent shock vibrations of the board when the test-probe contacts a PCB.



Not recommended

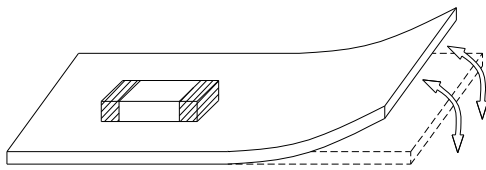


Recommended

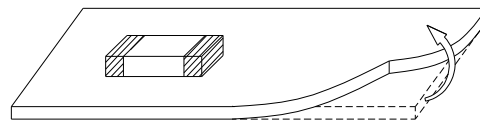
## Caution/Notice

### 9 Printed Circuit Board Cropping

- Do not apply any stress to MLCC such as bending or twisting the board after mounting MLCC on the PCB.
- The stress as shown may cause cracks in MLCC when cutting the board.
- Cracked MLCC may cause degradation to the insulation resistance, thereby causing short circuit.
- Avoid these types of stresses applied to MLCC.



[Bending]



[Twisting]

#### I. Cautions for cutting PCB

Check a cutting method of PCB in advance.

The high density board is separated into many individual boards after the completion of soldering.

If the board is bent or deformed during separation, MLCC may be cracked.

Carefully select a separation method that minimizes the deformation of the PCB.

### 10 Assembly Handling

#### I. Cautions for PCB handling

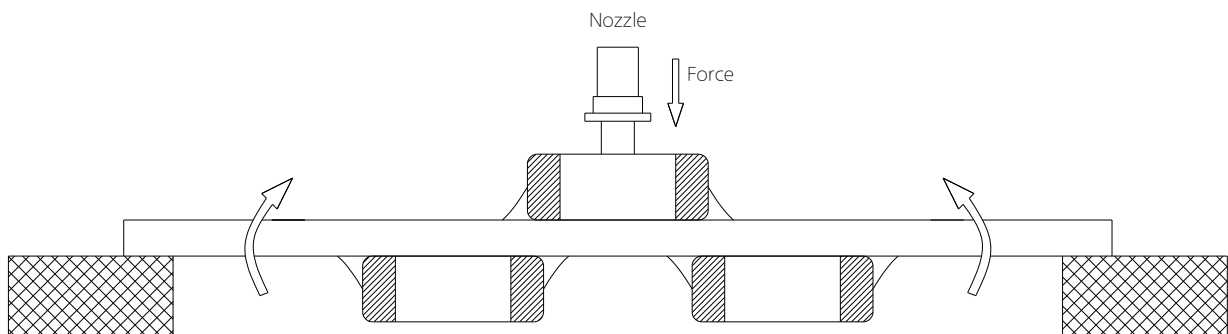
Hold the edges of the board mounted with MLCC with both hands since holding with one hand may bend the board. Do not use dropped boards, which may degrade the quality of MLCC.

#### II. Mounting other components

Pay attention to the following conditions when mounting other components on the back side of The board after MLCC has been mounted on the front side.

When the suction nozzle is placed too close to the board, board deflection stress may be applied to MLCC on the back side, resulting in cracks in MLCC.

Check if proper value is set on each chip mounter for a suction location, a mounting gap and a suction gap by the thickness of components.





## Caution/Notice

### III. Board mounting components with leads

If the board is bent when inserting components (transformer, IC, etc.) into it, MLCC or solder joint may be cracked. Pay attention to the following:

- Reduce the stress on the board during insertion by increasing the size of the lead insertion hole.
- Insert components with leads into the board after fixing the board with support pins or a dedicated jig.
- Support the bottom side of the board to avoid bending the board.
- Check the status of the height of each support pin regularly when the support pins are used.



Not recommended



Recommended

### IV. Socket and / or connector attach / detach

Since the insertion or removal from sockets and connectors may cause the board to bend, make sure that MLCC mounted on the board should not be damaged in this process.



### V. Fastening screw

When attaching a shield on a board, the board may be bent during a screw tightening work.

Pay attention to the following conditions before performing the work.

- Plan the work to prevent the board from bending.
- Use a torque driver to prevent over-tightening of the screw.
- Since the board may be bent by soldering, use caution in tightening the screw.



# Caution/Notice

## 11 Adhesive selection

Pay attention to the following if an adhesive is used to position MLCC on the board before soldering.

### I. Requirements for Adhesives

- They must have enough adhesive strength to prevent MLCC from slipping or moving during the handling the board.
- They must maintain their adhesive strength when exposed to soldering temperatures.
- They should not spread when applied to the PCB.
- They should have a long pot life.
- They should hardened quickly.
- They should not corrode the board or MLCC materials.
- They should be an insulator type that does not affect the characteristic of MLCC.
- They should be non-toxic, not harmful, and particularly safe when workers touch the adhesives.

### II. Caution before Applying Adhesive

Check the correct application conditions before attaching MLCC to the board with an adhesive.

If the dimension of land, the type of adhesives, the amount of coating, the contact surface areas, the curing temperature, or other conditions are not appropriate, it may degrade the MLCC performance.

### III. Cautions for selecting Adhesive

Depending on the type of the chosen adhesive, MLCC insulation resistance may be degraded.

In addition, MLCC may be cracked by the difference in contractile stress caused by the different contraction rate between MLCC and the adhesive.

### IV. Cautions for the amount of applied adhesive and curing temperature

- The inappropriate amount of the adhesive cause the weak adhesive strength, resulting in the mounting defect in MLCC.
- Excessive use of the adhesive may cause a soldering defect, loss of electrical connection, incorrect curing, or slippage of a mounting position, thereby an inflow of the adhesive onto the land section should be avoided.
- If the curing temperature is too high or the curing time is too long, the adhesive strength will be degraded. In addition, oxidation both on the outer termination (Sn) of MLCC and the surface of the board may deteriorate the solderability.

## 12 Flux

- I. The excessive amount of flux generates excessive flux gases which may deteriorate solderability. Therefore, apply the flux thin and evenly as a whole.
- II. Flux with a high ratio of halogen may oxidize the outer termination of MLCC, if cleaning is not done properly. Therefore, use flux with a halogen content of 0.1% max.
- III. Strong acidic flux can degrade the MLCC performance.
- IV. Check the solder quality of MLCC and the amount of remaining flux surrounding MLCC after the mounting process.



# Caution/Notice

## 13 Coating

### I. Crack caused by Coating

A crack may be caused in the MLCC due to amount of the resin and stress of thermal contraction of the resin during coating process.

During the coating process, the amount of resin and the stress of thermal contraction of the resin may cause cracks in MLCC. The difference of thermal expansion coefficient between the coating, or a molding resin may cause destruction, deterioration of insulation resistance or dielectric breakdown of MLCC such as cracks or detachment, etc.

### II. Recommended Coating material

- A thermal expansion coefficient should be as close to that of MLCC as possible.
- A silicone resin can be used as an under-coating to buffer the stress.
- The resin should have a minimum curing contraction rate.
- The resin should have a minimum sensitivity (ex. Epoxy resin).
- The insulation resistance of MLCC can be deteriorated if a high hygroscopic property resin is used in a high humidity condition.
- Do not use strong acid substances due to the fact that coating materials inducing a family of halogen substances and organic acid may corrode MLCC.

## Design

### 1 Circuit design

When the board is dropped or bent, MLCC mounted on the board may be short-circuited by the drop in insulation resistance. Therefore, it is required to install safety equipment such as a fuse to prevent additional accidents when MLCC is short-circuited, otherwise, electric short and fire may occur. This product is not a safety guaranteed product..

### 2 PCB Design

I. Unlike lead type components, SMD type components that are designed to be mounted directly on the board are fragile to the stress. In addition, they are more sensitive to mechanical and thermal stress than lead type components.

### II. MLCC crack by PCB material type

A great difference of the thermal expansion coefficient between PCB and MLCC causes thermal expansion and contraction, resulting in cracks in MLCC. Even though MLCC is mounted on a board with a fluorine resin or on a single-layered glass epoxy, cracks in MLCC may occur.

### 3 Design system evaluation

I. Evaluate the actual design with MLCC to make sure there is no functional issue or violation of specifications of the finished goods.

II. Please note that the capacitance may differ based on the operating condition of the actual system since Class 2 MLCC capacitance varies with applied voltage and temperature.

III. Surge resistance must be evaluated since the excessive surge caused by the inductance of the actual system may apply to MLCC.

IV. Note the actual MLCC size and the termination shape.

# Caution/Notice

## 4 Land dimension

The recommended land dimension is determined by evaluating the actual SET and a board.



## Reflow Footprint

| Chip Size (mm) | Chip Tol. (mm) | a (mm)    | b (mm)    | c (mm)      | (a+2b) min | (a+2b) max | Wmin  | Wmax  |
|----------------|----------------|-----------|-----------|-------------|------------|------------|-------|-------|
| 0201           | ± 0.013        | 0.07~0.08 | 0.09~0.14 | 0.125~0.135 | 0.25       | 0.36       | 0.125 | 0.135 |
|                | ± 0.03         | 0.07~0.09 | 0.10~0.15 | 0.135~0.145 | 0.27       | 0.39       | 0.135 | 0.145 |
| 0402           | ± 0.02         | 0.14~0.18 | 0.19~0.23 | 0.20~0.24   | 0.52       | 0.64       | 0.20  | 0.24  |
|                | ± 0.05         | 0.15~0.19 | 0.20~0.24 | 0.23~0.27   | 0.55       | 0.67       | 0.23  | 0.27  |
| 05025          | ± 0.025        | 0.18~0.22 | 0.24~0.28 | 0.25~0.29   | 0.66       | 0.78       | 0.25  | 0.29  |
| 0603           | ± 0.03         | 0.22~0.28 | 0.31~0.37 | 0.30~0.36   | 0.84       | 1.02       | 0.30  | 0.36  |
|                | ± 0.05         | 0.23~0.29 | 0.32~0.38 | 0.32~0.38   | 0.87       | 1.05       | 0.32  | 0.38  |
|                | ± 0.07         | 0.24~0.30 | 0.32~0.38 | 0.35~0.40   | 0.88       | 1.06       | 0.35  | 0.40  |
|                | ± 0.09         | 0.25~0.31 | 0.33~0.39 | 0.36~0.42   | 0.91       | 1.09       | 0.36  | 0.42  |
| 1005           | ± 0.05         | 0.36~0.44 | 0.49~0.57 | 0.51~0.59   | 1.34       | 1.58       | 0.51  | 0.59  |
|                | ± 0.07         | 0.37~0.45 | 0.49~0.57 | 0.53~0.61   | 1.35       | 1.59       | 0.53  | 0.61  |
|                | ± 0.10         | 0.38~0.46 | 0.50~0.58 | 0.56~0.64   | 1.38       | 1.62       | 0.56  | 0.64  |
|                | ± 0.15         | 0.40~0.48 | 0.52~0.60 | 0.61~0.69   | 1.44       | 1.68       | 0.61  | 0.69  |
|                | ± 0.20         | 0.42~0.50 | 0.53~0.61 | 0.66~0.74   | 1.48       | 1.72       | 0.66  | 0.74  |
|                | ± 0.25         | 0.44~0.52 | 0.55~0.63 | 0.71~0.79   | 1.54       | 1.78       | 0.71  | 0.79  |
|                | ± 0.30         | 0.45~0.53 | 0.56~0.64 | 0.76~0.84   | 1.57       | 1.81       | 0.76  | 0.84  |
|                | ± 0.40         | 0.49~0.57 | 0.59~0.67 | 0.86~0.94   | 1.67       | 1.91       | 0.86  | 0.94  |
| 1608           | ± 0.10         | 0.63~0.73 | 0.71~0.81 | 0.80~0.90   | 2.05       | 2.35       | 0.80  | 0.90  |
|                | ± 0.15         | 0.65~0.75 | 0.73~0.83 | 0.90~1.00   | 2.11       | 2.41       | 0.90  | 1.00  |
|                | ± 0.20         | 0.67~0.77 | 0.74~0.84 | 0.95~1.05   | 2.15       | 2.45       | 0.95  | 1.05  |
|                | ± 0.25         | 0.69~0.79 | 0.76~0.86 | 1.00~1.10   | 2.21       | 2.51       | 1.00  | 1.10  |
|                | ± 0.30         | 0.71~0.81 | 0.77~0.87 | 1.05~1.15   | 2.25       | 2.55       | 1.05  | 1.15  |
| 2012           | ± 0.10         | 0.79~0.89 | 0.88~0.98 | 1.25~1.35   | 2.55       | 2.85       | 1.25  | 1.35  |
|                | ± 0.15         | 0.81~0.91 | 0.90~1.00 | 1.30~1.40   | 2.61       | 2.91       | 1.30  | 1.40  |
|                | ± 0.20         | 0.83~0.93 | 0.91~1.01 | 1.35~1.45   | 2.65       | 2.95       | 1.35  | 1.45  |
|                | ± 0.25         | 0.85~0.95 | 0.93~1.03 | 1.40~1.50   | 2.71       | 3.01       | 1.40  | 1.50  |
|                | ± 0.30         | 0.89~0.97 | 0.94~1.04 | 1.45~1.55   | 2.75       | 3.05       | 1.45  | 1.55  |
| 3216           | ± 0.20         | 1.64~1.76 | 1.19~1.31 | 1.74~1.86   | 4.02       | 4.38       | 1.74  | 1.86  |
|                | ± 0.30         | 1.69~1.81 | 1.22~1.34 | 1.84~1.96   | 4.13       | 4.49       | 1.84  | 1.96  |
| 3225           | ± 0.20         | 1.64~1.76 | 1.29~1.41 | 2.64~2.76   | 4.22       | 4.58       | 2.64  | 2.76  |
|                | ± 0.30         | 1.69~1.81 | 1.32~1.44 | 2.74~2.86   | 4.33       | 4.69       | 2.74  | 2.86  |
| 4532           | ± 0.40         | 2.17~2.33 | 1.75~1.91 | 3.42~3.58   | 5.67       | 6.15       | 3.42  | 3.58  |
| 5750           | ± 0.40         | 2.75~2.95 | 2.03~2.23 | 5.30~5.50   | 6.81       | 7.41       | 5.30  | 5.50  |

# Caution/Notice

## Flow Footprint

| Chip Size (mm) | Chip Tol. (mm) | a (mm)    | b (mm)    | c (mm)    | (a+2b) min | (a+2b) max | Wmin | Wmax |
|----------------|----------------|-----------|-----------|-----------|------------|------------|------|------|
| 1005           | ± 0.05         | 0.55~0.65 | 0.70~0.80 | 0.55~0.65 | 1.95       | 2.25       | 0.55 | 0.65 |
|                | ± 0.07         | 0.55~0.65 | 0.70~0.80 | 0.55~0.65 | 1.95       | 2.25       | 0.55 | 0.65 |
|                | ± 0.10         | 0.55~0.65 | 0.70~0.80 | 0.60~0.70 | 1.95       | 2.25       | 0.60 | 0.70 |
|                | ± 0.15         | 0.55~0.65 | 0.70~0.80 | 0.60~0.70 | 1.95       | 2.25       | 0.60 | 0.70 |
|                | ± 0.20         | 0.60~0.70 | 0.70~0.80 | 0.65~0.75 | 2.00       | 2.30       | 0.65 | 0.75 |
|                | ± 0.25         | 0.60~0.70 | 0.70~0.80 | 0.65~0.75 | 2.00       | 2.30       | 0.65 | 0.75 |
| 1608           | ± 0.10         | 0.90~1.00 | 0.80~0.90 | 0.90~1.00 | 2.50       | 2.80       | 0.90 | 1.00 |
|                | ± 0.15         | 0.90~1.00 | 0.85~0.95 | 0.90~1.00 | 2.60       | 2.90       | 0.90 | 1.00 |
|                | ± 0.20         | 0.90~1.00 | 0.85~0.95 | 0.95~1.05 | 2.60       | 2.90       | 0.95 | 1.05 |
|                | ± 0.25         | 0.95~1.05 | 0.85~0.95 | 0.95~1.05 | 2.65       | 2.95       | 0.95 | 1.05 |
|                | ± 0.30         | 0.95~1.05 | 0.85~0.95 | 1.00~1.10 | 2.65       | 2.95       | 1.00 | 1.10 |
| 2012           | ± 0.10         | 1.00~1.10 | 1.05~1.15 | 1.30~1.40 | 3.10       | 3.40       | 1.30 | 1.40 |
|                | ± 0.15         | 1.05~1.15 | 1.05~1.15 | 1.30~1.40 | 3.15       | 3.45       | 1.30 | 1.40 |
|                | ± 0.20         | 1.05~1.15 | 1.05~1.15 | 1.35~1.45 | 3.15       | 3.45       | 1.35 | 1.45 |
|                | ± 0.25         | 1.05~1.15 | 1.10~1.20 | 1.35~1.45 | 3.25       | 3.55       | 1.35 | 1.45 |
|                | ± 0.30         | 1.05~1.15 | 1.10~1.20 | 1.40~1.50 | 3.25       | 3.55       | 1.40 | 1.50 |
|                | ± 0.35         | 1.05~1.15 | 1.10~1.20 | 1.40~1.50 | 3.25       | 3.55       | 1.40 | 1.50 |
| 3216           | ± 0.15         | 2.00~2.10 | 1.40~1.50 | 1.70~1.80 | 4.80       | 5.10       | 1.70 | 1.80 |
|                | ± 0.20         | 2.00~2.10 | 1.40~1.50 | 1.75~1.85 | 4.80       | 5.10       | 1.75 | 1.85 |
|                | ± 0.30         | 2.05~2.15 | 1.40~1.50 | 1.80~1.90 | 4.85       | 5.15       | 1.80 | 1.90 |
| 3225           | ± 0.30         | 1.90~2.00 | 1.55~1.65 | 2.70~2.80 | 5.00       | 5.30       | 2.70 | 2.80 |
|                | ± 0.40         | 1.95~2.05 | 1.55~1.65 | 2.75~2.85 | 5.05       | 5.35       | 2.75 | 2.85 |

## Others

### I Storage environment

#### I. Recommendation for temperature/humidity

Even taping and packaging materials are designed to endure a long-term storage, they should be stored with a temperature of 0~40°C and an RH of 0~70% otherwise, too high temperatures or humidity may deteriorate the quality of the product rapidly.

As oxidization is accelerated when relative humidity is above 70%RH, the lower the humidity is, the better the solderability is. As the temperature difference may cause dew condensation during the storage of the product, it is a must to maintain a temperature control environment.

#### II. Shelf Life

An allowable storage period should be within 6 months from the outgoing date of delivery in consideration of solderability. As for products in storage over 6 months, please check solderability before use.

### 2 Caution for corrosive environment

As corrosive gases may deteriorate the solderability of MLCC outer termination, it is a must to store MLCC in an environment without gases. MLCC that is exposed to corrosive gases may cause its quality issues due to the corrosion of plating layers and the penetration of moisture.



# Caution/Notice

## 3 Equipment in operation

- I. Do not touch MLCC directly with bare hands to prevent an electric shock or damage.
- II. The termination of MLCC shall not be contacted with a conductive object (short -circuit). Do not expose MLCC to conductive liquid containing acidic or alkaline material.
- III. Do not use the equipment in the following conditions.
  - (1) Exposure to water or oil
  - (2) Exposure to direct sunlight
  - (3) Exposure to Ozone or ultra-violet radiation.
  - (4) Exposure to corrosive gas (e.g. hydrogen sulfide, sulfur dioxide, chlorine, ammonia gas)
  - (5) Exposure to vibration or mechanical shock exceeding specified limit
  - (6) Exposure to high humidity
- IV. If the equipment starts generating any smoke, fire or smell, immediately switch it off or unplug from the power source.  
If the equipment is not switched off or unplugged, serious damage may occur due to the continuous power supply. Please be careful with the high temperature in this condition.

## 4 Waste treatment

In case of scrapping MLCC, it is incinerated or buried by a licensed industrial waste company. When scrapping MLCC, it is recommended to incinerate or bury the scrappage by a licensed industrial waste company.

## 5 Operating temperature

The operating temperature limit is determined by the specification of each models.

- I. Do not use MLCC over the maximum operating temperature.  
Pay attention to equipment's temperature distribution and the seasonal fluctuation of ambient temperature.
- II. The surface temperature of MLCC cannot exceed the maximum operating temperature including self-heating effects.

## 6 Transportation

The performance of MLCC may be affected by transportation conditions.

- I. MLCC shall be protected from excessive temperature, humidity and a mechanical force during transportation.  
During transportation, the cartons shall not be deformed and the inner packaging shall be protected from excessive external forces.
- II. Do not apply excessive vibrations, shocks or excessive forces to MLCC.
  - If excessive mechanical shock or stress are applied, MLCC's ceramic body may crack.
  - When the surface of MLCC is hit with the sharp edge of an air driver, a soldering iron, or a tweezer, etc, MLCC may crack or become short-circuited.
- III. MLCC may crack and become non-functional due to the excessive shocks or dropping during transportation.

## 7 Notice

Some special products are excluded from this document.

Please be advised that this is a standard product specification for a reference only.

We may change, modify or discontinue the product specifications without notice at any time.

So, you need to approve the product specifications before placing an order.

Should you have any question regarding the product specifications, please contact our sales personnel or application engineers.



# Disclaimer & Limitation of Use and Applications

## 1 Disclaimer

All product specifications, statements, information and data (collectively, the "Information") in this spec sheet or made available on the website are subject to change.

The customer is responsible for checking and verifying the extent to which the Information contained in this publication is applicable to an order at the time the order is placed.

All Information given herein is believed to be accurate and reliable, but it is presented without guarantee, warranty, or responsibility of any kind, expressed or implied.

ANY USE OF PRODUCT OUTSIDE OF SPECIFICATIONS OR ANY STORAGE OR INSTALLATION INCONSISTENT WITH PRODUCT GUIDANCE VOIDS ANY WARRANTY.

Accordingly, customer applications which require a high degree of reliability or safety should employ suitable designs or other safeguards (such as installation of protective circuitry or redundancies)

in order to ensure that the failure of an electrical component does not result in a risk of personal injury or property damage.


Although all product-related warnings, cautions and notes must be observed, the customer should not assume that all safety measures are indicated or that other measures may not be required.

## 2 Limitation

Please contact us with usage environment information such as voltage, current, temperature, or other special conditions before using our products for the applications listed below. The below application conditions require especially high reliability products to prevent defects that may directly cause damages or loss to third party's life, body or property.

If you have any questions regarding this 'Limitation', you should first contact our sales personnel or application engineers.

- ① Aerospace/Aviation equipment 1wheeler, 2wheeler and 3wheeler vehicle
- ② Automotive of Transportation equipment
- ③ Military equipment
- ④ Atomic energy-related equipment
- ⑤ Undersea equipment
- ⑥ Medical equipment
- ⑦ Disaster prevention/crime prevention equipment
- ⑧ Power plant control equipment
- ⑨ Traffic signal equipment
- ⑩ Data-processing equipment
- ⑪ Electric heating apparatus, burning equipment
- ⑫ Safety equipment
- ⑬ Any other applications with the same as or similar complexity or reliability to the applications



# Component Sales Offices

## Head Office

150, Maeyeong-ro, Yeongtong-gu, Suwon-si, Gyeonggi-do, Republic of Korea  
**Tel** +82-31-210-5114 (Main Number)

## America

### San Jose

Samsung Electro Mechanics America Inc. (HQ)  
3655 N 1st street, San Jose CA 95134, U.S.A.  
**Tel** +1-408-544-5454

### San Diego

Samsung Electro Mechanics America Inc. (San Diego office)  
5405 Morehouse Drive, Suite #220 San Diego CA 92121 USA  
**Tel** +1-858-766-9863

### Phoenix

Samsung Electro Mechanics America Inc. (Phoenix Office)  
4505 E Chandler Blvd suite #105, Phoenix, AZ, 85048, U.S.A.  
**Tel** +1-480-592-0184

### Detroit

Samsung Electro Mechanics America Inc. (Detroit Office)  
27777 Franklin Road Suite 1040 Southfield, MI 48034 USA  
**Tel** +1-248-499-8830

### Austin

Samsung Electro Mechanics America Inc. (Austin Office)  
710 Hesters Crossing Road Suite 180 Round Rock, TX 78681 USA  
**Tel** +1-480-216-4432

## Europe

### Frankfurt

Samsung Electro-Mechanics GmbH. (HQ)  
Koelner Str. 12, 65760 Eschborn, Germany.  
**Tel** +49-6196-66-3300

### Munich

Samsung Electro-Mechanics GmbH. (Munich Office)  
Reichenbachstrasse 2, 85737 Ismaning, Germany.  
**Tel** +49-6196-66-7237

### Stuttgart

Samsung Electro-Mechanics GmbH. (Stuttgart Office)  
Leitzstrasse 45, 70469 Stuttgart, Germany.  
**Tel** +49-7114-906-6281

### Helsinki

Samsung Electro-Mechanics GmbH. (Helsinki Office)  
Keilaranta 1, 02150 Espoo, Finland.  
**Tel** +35-898-53-1132

## Asia

### Shenzhen

Samsung Electro-Mechanics (ShenZhen) Co.,Ltd.(HQ)  
14F, Tower A, SCC Building, Junction of Houhai Blvd. and Haide 1st Rd., Nanshan Dist., Shenzhen City, China.  
**Tel** +86-755-8608-5589

### Shanghai

Samsung Electro-Mechanics Co.,Ltd. (Shanghai Branch)  
13F Room 1301-1302, Tower B, SOHO Zhongshan Building, No.1065 Zhongshan West Rd., Changning Dist., Shanghai City, China.  
**Tel** +86-21-2501-5803

### Beijing

Samsung Electro-Mechanics Co.,Ltd. (Beijing Branch)  
21F 2101-3, Samsung Tower, Building 1, Yard31, Jinghui Street, Chaoyang Dist, Beijing City, China.  
**Tel** +86-10-5092-8701

### Taipei

Samsung Electro-Mechanics Co.,Ltd. (Taipei Branch)  
9F-1, No.399 Rueykuang Rd., Neihu Dist., Taipei City, Taiwan.  
**Tel** +886-2-2656-8351

### Singapore

Samsung Electro-Mechanics Private Limited(HQ)  
3 Church Street Samsung Hub #23-01 Singapore.  
**Tel** +65-6933-2600

### Penang

Samsung Electro-Mechanics Private Limited(Penang Office)  
Unit 9-06, Menara Boustead, 39 Jalan Sultan Ahmad Shah, 10050, Georgetown, Penang, Malaysia.  
**Tel** +60-12-803-7001

### New Delhi

Samsung Electro-Mechanics Private Limited(New Delhi Office)  
Unit No. 606, DLF Tower A, District Center Jasola, New Delhi-110025, India  
**Tel** +91-956-005-0310

### Tokyo

Samsung Electro-Mechanics Japan Co., Ltd(HQ)  
Shinagawa Grand Central Tower 9F, 2-16-4, Kounan, Minato-ku, Tokyo, Japan.  
**Tel** +81-3-6369-6461

# Manufacturing Sites

### Busan Plant

333, Noksansaneopjung-ro, Gangseo-gu,  
Busan, Republic of Korea  
**Tel** +82-31-210-5114 (Main Number)

### China Tianjin

No.80&96, Xiqing Road, The west zone of  
TEDA Tianjin, China 300462  
**Tel** +86-22-6686-3333

### Philippines

BLK 5&6 Calamba Premiere International Park  
Brgy. Batino Calamba, Laguna Philippines  
**Tel** +63-49-508-8300



\* Suwon (R&D)

**SAMSUNG  
ELECTRO-MECHANICS**



## Looking for pricing, stock, or lifecycle information?

Click below to explore more details on WIN SOURCE:

-  [View CL31B474KAFNNNE on WIN SOURCE](#)
-  [Samsung Information](#)

## Optimize Your Supply Chain with WIN SOURCE Solutions

-  Global Sourcing Solution
-  Obsolete Management
-  Cost Control Management
-  Shortage Management
-  Alternative Solution
-  Excess Inventory Management