



**THE DATASHEET OF
CD104NP-100MC**

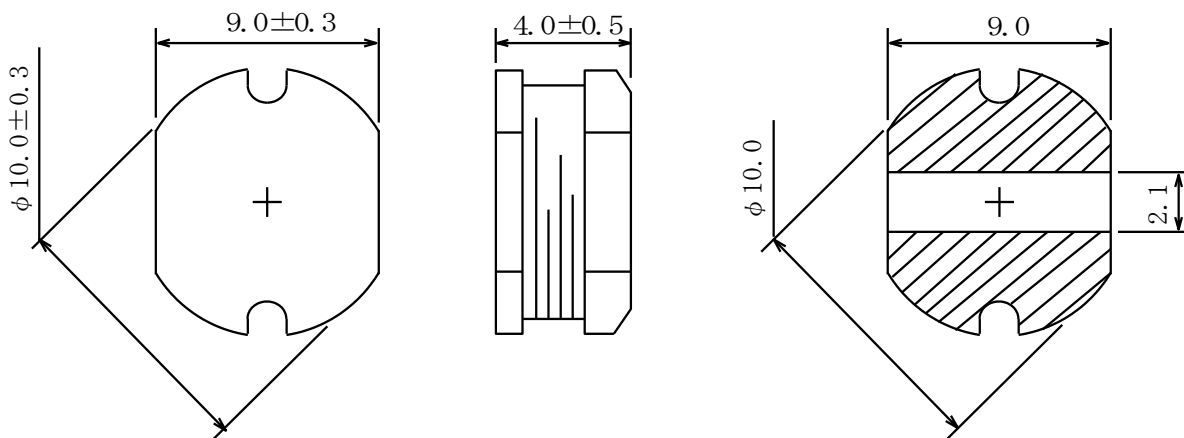
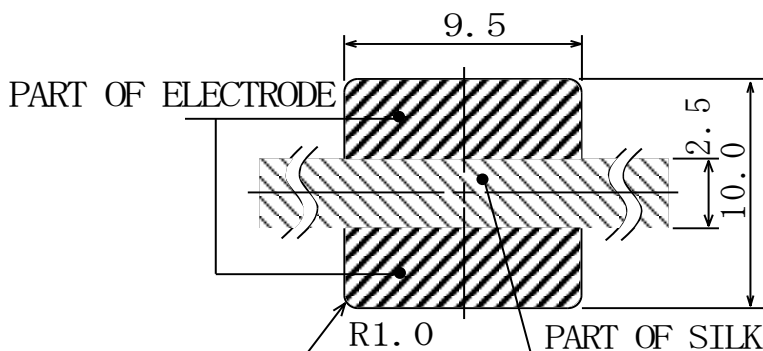


Type: CD104
◆ Product Description

- 10.3×9.3mm Max.(L×W),4.5mm Max. Height.
- Inductance range: 10~560 μ H.
- Rated current range: 0.32~2.38A.
- In addition to the standard versions of inductors shown here, custom inductors are available to meet your exact requirements.


◆ Feature

- Magnetically unshielded construction.
- Storage temperature range: -40°C~+100°C.
- Operating temperature range: -40°C~+100°C (Including coil's self temperature rise).
- Ideally used in PDA,MP3,DSC/DVC,HDD,Portable DVD,etc as DC-DC converter inductors.
- RoHS Compliance.

◆ Dimensions (mm)

◆ Land Pattern (mm)


Type: CD104
◆ Specification

Part Name ※	Stamp	Inductance (μ H) ※1	D.C.R (m Ω) [Max.] (TYP.) (at 20°C)	Rated Current (A) ※2	S.R.F. (MHz) (TYP.)
CD104NP-100M□	100M	10 \pm 20%	53(40.8)	2.38	29.9
CD104NP-120M□	120M	12 \pm 20%	61(46.4)	2.13	29.7
CD104NP-150M□	150M	15 \pm 20%	70(53.9)	1.87	25.1
CD104NP-180M□	180M	18 \pm 20%	81(62.2)	1.73	23.0
CD104NP-220M□	220M	22 \pm 20%	88(67.4)	1.60	20.0
CD104NP-270M□	270M	27 \pm 20%	100(77.2)	1.44	18.5
CD104NP-330M□	330M	33 \pm 20%	120(92.0)	1.26	16.9
CD104NP-390M□	390M	39 \pm 20%	151(116.1)	1.20	14.9
CD104NP-470M□	470M	47 \pm 20%	170(130.6)	1.10	13.8
CD104NP-560K□	560K	56 \pm 10%	199(152.7)	1.01	12.6
CD104NP-680K□	680K	68 \pm 10%	223(171.6)	0.91	10.4
CD104NP-820K□	820K	82 \pm 10%	252(194.1)	0.85	10.0
CD104NP-101K□	101K	100 \pm 10%	344(264.9)	0.74	9.42
CD104NP-121K□	121K	120 \pm 10%	396(304.7)	0.69	8.74
CD104NP-151K□	151K	150 \pm 10%	544(418.1)	0.61	7.29
CD104NP-181K□	181K	180 \pm 10%	621(477.7)	0.56	6.53
CD104NP-221K□	221K	220 \pm 10%	721(554.5)	0.53	5.85
CD104NP-271K□	271K	270 \pm 10%	949(730.3)	0.45	5.51
CD104NP-331K□	331K	330 \pm 10%	1100(845.8)	0.42	4.91
CD104NP-391K□	391K	390 \pm 10%	1245(957.5)	0.38	4.32
CD104NP-471K□	471K	470 \pm 10%	1526(1220.6)	0.35	4.06
CD104NP-561K□	561K	560 \pm 10%	1904(1522.9)	0.32	3.55

※ Description of part name

CD104NP-100M□



 └─ B: Box
 └─ C: Carrier Tape

※1: Measuring frequency: 10 μ H \sim 82 μ H ; at 2.52 MHz
 100 μ H \sim 560 μ H ; at 1 kHz

※2: Rated current: The DC current at which the inductance decreases to 90 % of it's initial value or when $\Delta t=40^{\circ}\text{C}$, whichever is lower($T_a=20^{\circ}\text{C}$).

Looking for pricing, stock, or lifecycle information?

Click below to explore more details on WIN SOURCE:

-  [View CD104NP-100MC on WIN SOURCE](#)
-  [Sumida America Components Inc. Information](#)

Optimize Your Supply Chain with WIN SOURCE Solutions

-  Global Sourcing Solution
-  Obsolete Management
-  Cost Control Management
-  Shortage Management
-  Alternative Solution
-  Excess Inventory Management