



**THE DATASHEET OF**  
**SS1030\_R1\_00001**





# SS1030 SERIES

## SURFACE MOUNT SCHOTTKY BARRIER

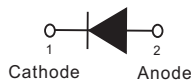
**VOLTAGE** 30~60 Volt **CURRENT** 1 Ampere

### FEATURES

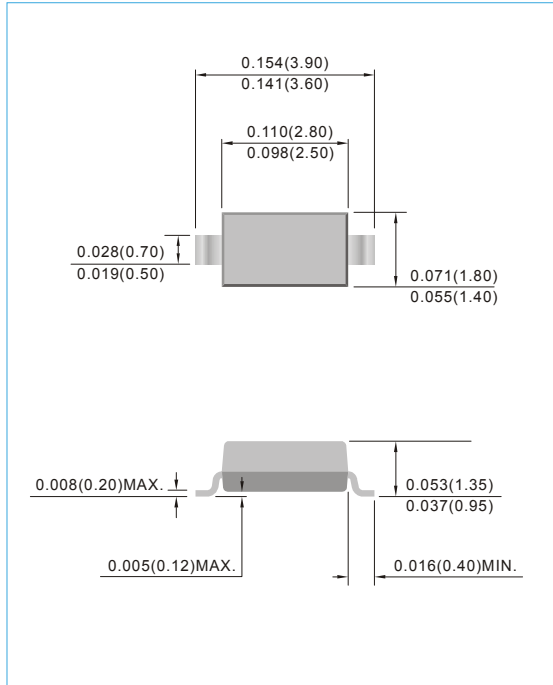
- Fast switching speed
- Surface mount package ideally suited for automatic insertion
- Electrical identical standard JEDEC.
- High conductor
- Lead free in compliance with EU RoHS 2.0
- Green molding compound as per IEC 61249 standard

### MECHANICAL DATA

- Case: SOD-123, Plastic
- Terminals: Solderable per MIL-STD-750, Method 2026
- Approx. Weight: 0.0004 ounces, 0.01 grams
- Polarity: Color band denotes cathode end



**SOD-123** Unit : inch(mm)



## MAXIMUM RATINGS AND ELECTRICAL CHARACTERISTICS

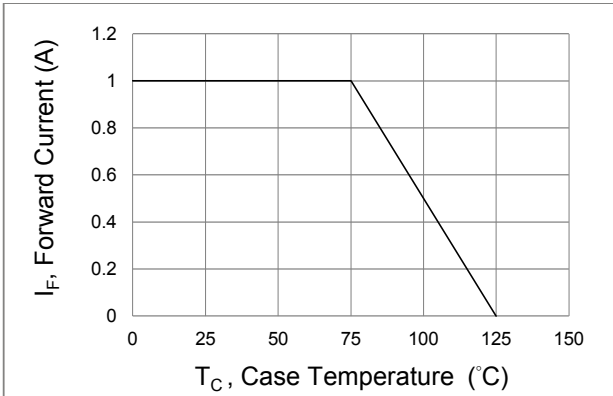
Parameter	Symbol	SS1030	SS1040	SS1060	Units
Marking		GS	G5	G60	
Maximum Recurrent Reverse Voltage	$V_{RRM}$	30	40	60	V
Maximum RMS Voltage	$V_{RMS}$	21	28	42	V
Maximum DC Blocking Voltage	$V_{DC}$	30	40	60	V
Maximum Average Forward Rectified Current	$I_{F(AV)}$	1			A
Peak Forward Surge Current : 8.3ms Single Half Sine-Wave Superimposed On Rated Load	$I_{FSM}$	30			A
Maximum Forward Voltage at 1A	$V_F$	0.48	0.55	0.7	V
Maximum DC Reverse Current	$I_R$	20 50 - -	- 50 -	- - 30	$\mu A$
Typical Thermal Resistance (Note 1)	$R_{\theta JL}$	200			$^{\circ}C/W$
Typical Thermal Resistance (Note 2)	$R_{\theta JA}$	380			$^{\circ}C/W$
Operating Junction and Storage Temperature Range	$T_J, T_{STG}$	-55 to +125			$^{\circ}C$

Note : 1. Mounted on a FR4 PCB, single-sided copper, with 100cm<sup>2</sup> copper pad area.

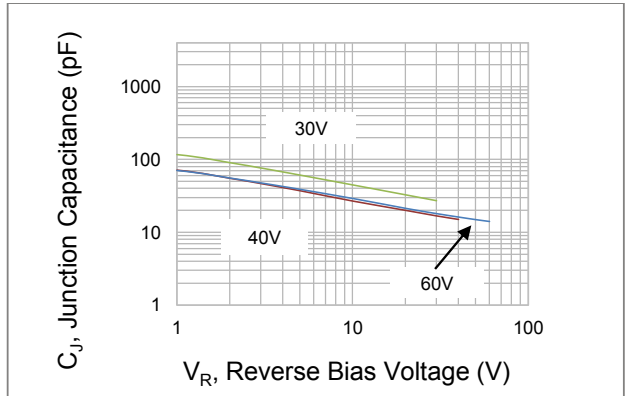
2. Mounted on a FR4 PCB, single-sided copper, mini pad.



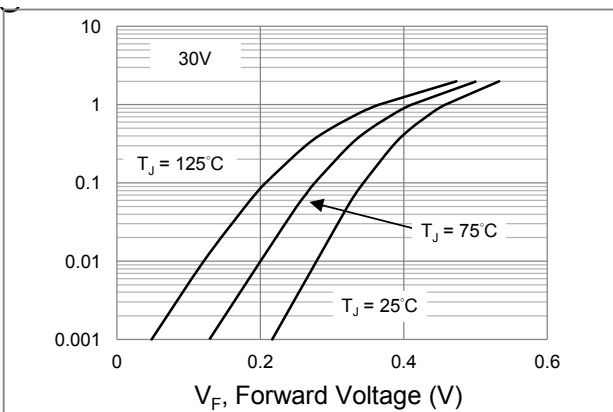
# SS1030 SERIES



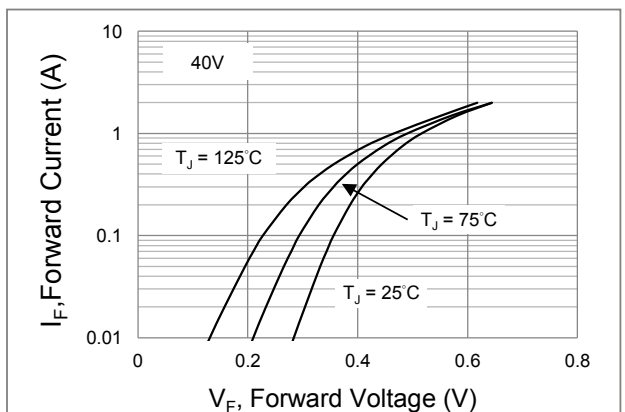
**Fig.1 Forward Current Derating Curve**



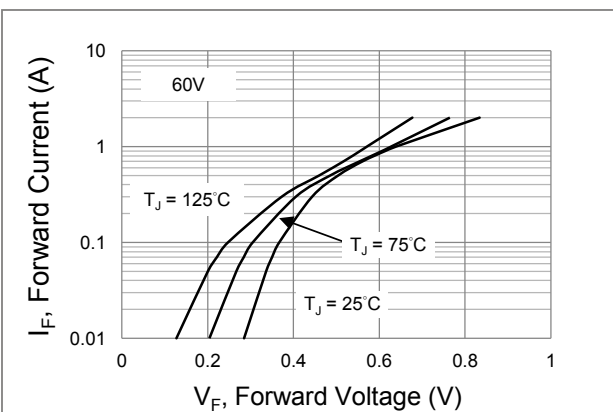
**Fig.2 Typical Junction Capacitance**



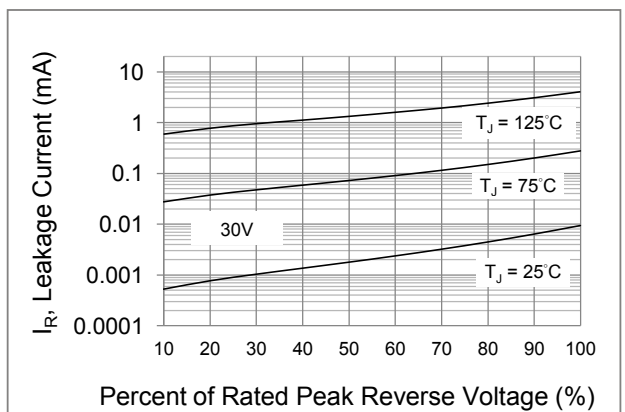
**Fig.3 Typical Forward Characteristics**



**Fig.4 Typical Forward Characteristics**



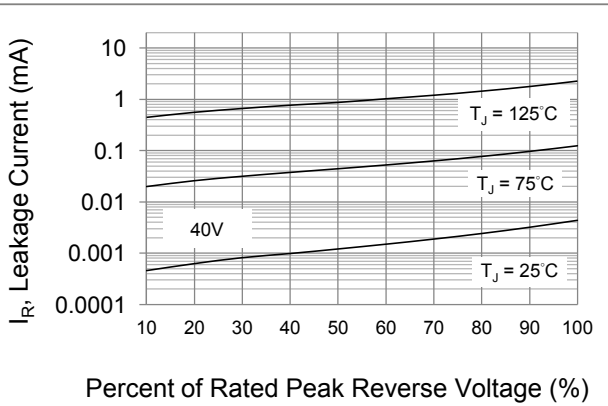
**Fig.5 Typical Forward Characteristics**



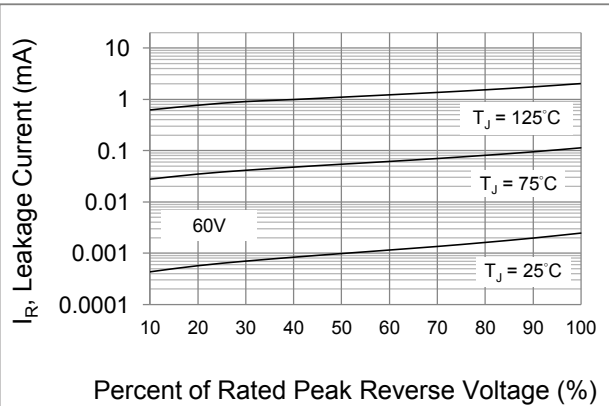
**Fig.6 Typical Reverse Characteristics**



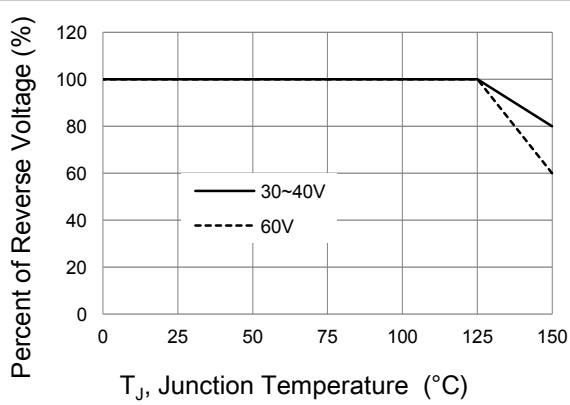
# SS1030 SERIES



**Fig.7 Typical Reverse Characteristics**



**Fig.8 Typical Reverse Characteristics**



**Fig.9 Operating Temperature Derating Curve**

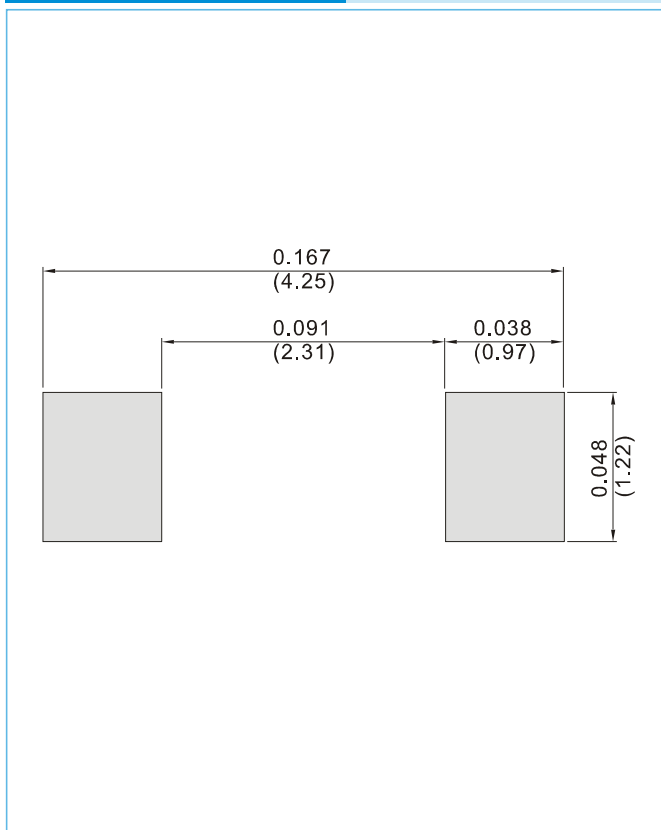


# SS1030 SERIES

## MOUNTING PAD LAYOUT

SOD-123

Unit : inch(mm)



## ORDER INFORMATION

- Packing information  
T/R - 10K per 13" plastic Reel  
T/R - 3K per 7" plastic Reel



# SS1030 SERIES

## Part No\_packing code\_Version

SS1030\_R1\_00001

SS1030\_R2\_00001

For example :

**RB500V-40** **R2** **00001**



Packing Code <b>XX</b>				Version Code <b>XXXXXX</b>		
Packing type	1 <sup>st</sup> Code	Packing size code	2 <sup>nd</sup> Code	HF or RoHS	1 <sup>st</sup> Code	2 <sup>nd</sup> ~5 <sup>th</sup> Code
Tape and Ammunition Box (T/B)	A	N/A	0	HF	0	serial number
Tape and Reel (T/R)	R	7"	1	RoHS	1	serial number
Bulk Packing (B/P)	B	13"	2			
Tube Packing (T/P)	T	26mm	X			
Tape and Reel (Right Oriented) (TRR)	S	52mm	Y			
Tape and Reel (Left Oriented) (TRL)	L	PANASERT T/B CATHODE UP (PBCU)	U			
FORMING	F	PANASERT T/B CATHODE DOWN (PBCD)	D			



## SS1030 SERIES


---

### Disclaimer

- Reproducing and modifying information of the document is prohibited without permission from Panjit International Inc..
- Panjit International Inc. reserves the rights to make changes of the content herein the document anytime without notification. Please refer to our website for the latest document.
- Panjit International Inc. disclaims any and all liability arising out of the application or use of any product including damages incidentally and consequentially occurred.
- Panjit International Inc. does not assume any and all implied warranties, including warranties of fitness for particular purpose, non-infringement and merchantability.
- Applications shown on the herein document are examples of standard use and operation. Customers are responsible in comprehending the suitable use in particular applications. Panjit International Inc. makes no representation or warranty that such applications will be suitable for the specified use without further testing or modification.
- The products shown herein are not designed and authorized for equipments requiring high level of reliability or relating to human life and for any applications concerning life-saving or life-sustaining, such as medical instruments, transportation equipment, aerospace machinery et cetera. Customers using or selling these products for use in such applications do so at their own risk and agree to fully indemnify Panjit International Inc. for any damages resulting from such improper use or sale.
- Since Panjit uses lot number as the tracking base, please provide the lot number for tracking when complaining.

## Looking for pricing, stock, or lifecycle information?

Click below to explore more details on WIN SOURCE:

 [View SS1030\\_R1\\_00001 on WIN SOURCE](#)

 [Panjit Information](#)

## Optimize Your Supply Chain with WIN SOURCE Solutions

-  Global Sourcing Solution
-  Obsolete Management
-  Cost Control Management
-  Shortage Management
-  Alternative Solution
-  Excess Inventory Management