



**THE DATASHEET OF
GBJ1502-F**

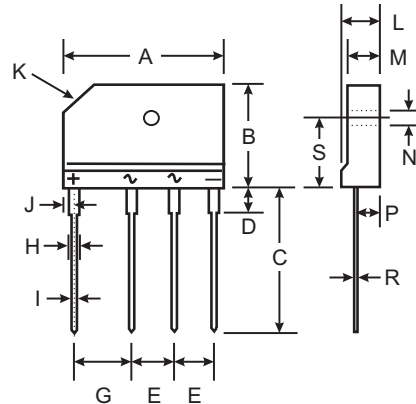


Features

- Glass Passivated Die Construction
- High Case Dielectric Strength of 1500VRMS
- Low Reverse Leakage Current
- Surge Overload Rating to 240A Peak
- Ideal for Printed Circuit Board Applications
- UL Listed Under Recognized Component Index, File Number E94661
- **Lead Free Finish/RoHS Compliant (Note 4)**

Mechanical Data

- Case: GBJ
- Case Material: Molded Plastic. UL Flammability Classification Rating 94V-0
- Moisture Sensitivity: Level 1 per J-STD-020C
- Terminals: Plated Leads, Solderable per MIL-STD-202, Method 208 (e3)
- Lead Free Plating (Tin Finish).
- Polarity: Molded on Body
- Mounting: Through Hole for #6 Screw
- Mounting Torque: 5.0 in-lbs Maximum
- Marking: Type Number
- Weight: 6.6 grams (approximate)



GBJ		
Dim	Min	Max
A	29.70	30.30
B	19.70	20.30
C	17.00	18.00
D	3.80	4.20
E	7.30	7.70
G	9.80	10.20
H	2.00	2.40
I	0.90	1.10
J	2.30	2.70
K	3.0 X 45°	
L	4.40	4.80
M	3.40	3.80
N	3.10	3.40
P	2.50	2.90
R	0.60	0.80
S	10.80	11.20
All Dimensions in mm		

Maximum Ratings and Electrical Characteristics @ T_A = 25°C unless otherwise specified

Single phase, 60Hz, resistive or inductive load.
For capacitive load, derate current by 20%.

Characteristic	Symbol	GBJ 15005	GBJ 1501	GBJ 1502	GBJ 1504	GBJ 1506	GBJ 1508	GBJ 1510	Unit
Peak Repetitive Reverse Voltage Working Peak Reverse Voltage DC Blocking Voltage	V _{RRM} V _{RWM} V _R	50	100	200	400	600	800	1000	V
RMS Reverse Voltage	V _{R(RMS)}	35	70	140	280	420	560	700	V
Average Forward Rectified Output Current @ T _C = 100°C	I _O	15							A
Non-Repetitive Peak Forward Surge Current, 8.3 ms single half-sine-wave superimposed on rated load	I _{FSM}	240							A
Forward Voltage (per element) @ I _F = 7.5A DC	V _{FM}	1.05							V
Peak Reverse Current @ T _C = 25°C at Rated DC Blocking Voltage @ T _C = 125°C	I _R	10 500							μA
I ² t Rating for Fusing (t < 8.3ms) (Note 1)	I ² t	240							A ² s
Typical Total Capacitance per Element (Note 2)	C _T	60							pF
Typical Thermal Resistance, Junction to Case (Note 3)	R _{θJC}	0.8							°C/W
Operating and Storage Temperature Range	T _j , T _{STG}	-65 to +150							°C

- Notes:
1. Non-repetitive, for t > 1ms and < 8.3 ms.
 2. Measured at 1.0 MHz and applied reverse voltage of 4.0V DC.
 3. Thermal resistance from junction to case per element. Unit mounted on 300 x 300 x 1.6mm copper plate heat sink.
 4. RoHS revision 13.2.2003. Glass and High Temperature Solder Exemptions Applied, see EU Directive Annex Notes 5 and 7.

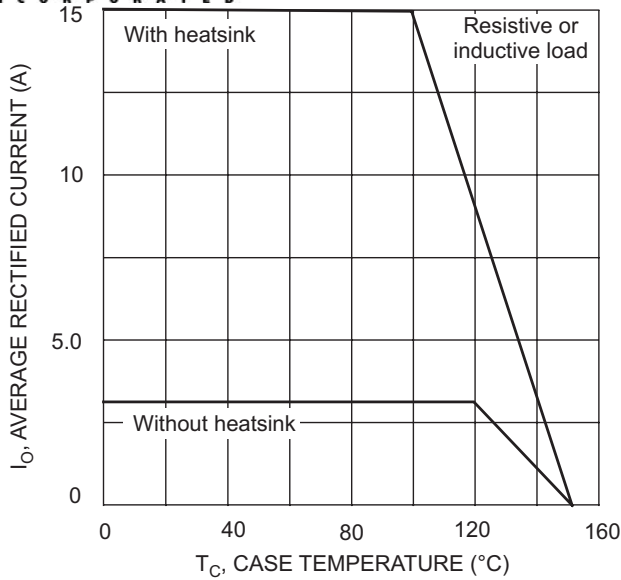


Fig. 1 Forward Current Derating Curve

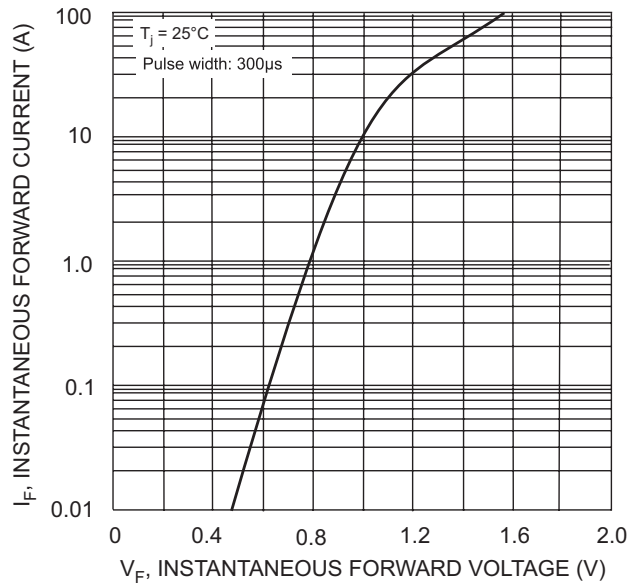


Fig. 2 Typical Forward Characteristics

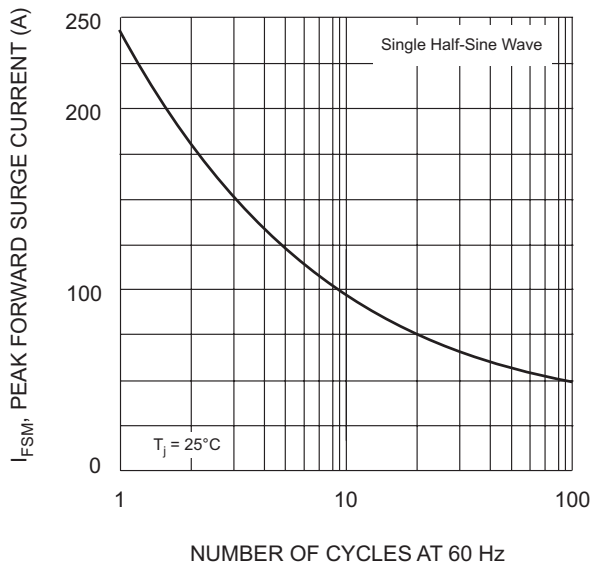


Fig. 3 Maximum Non-Repetitive Surge Current

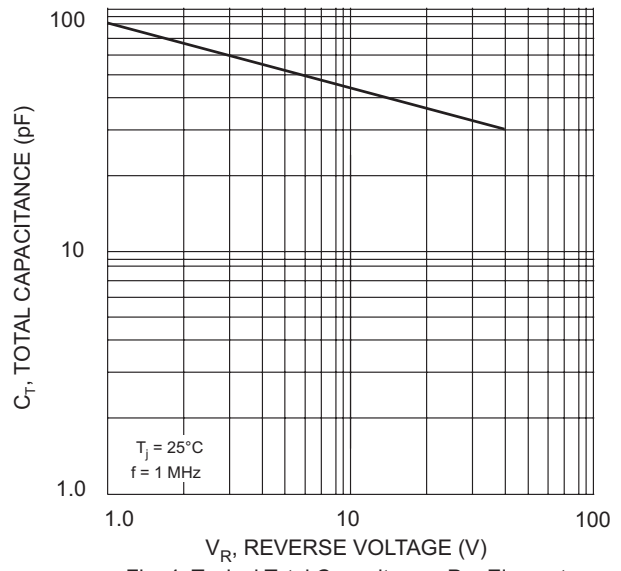


Fig. 4 Typical Total Capacitance, Per Element

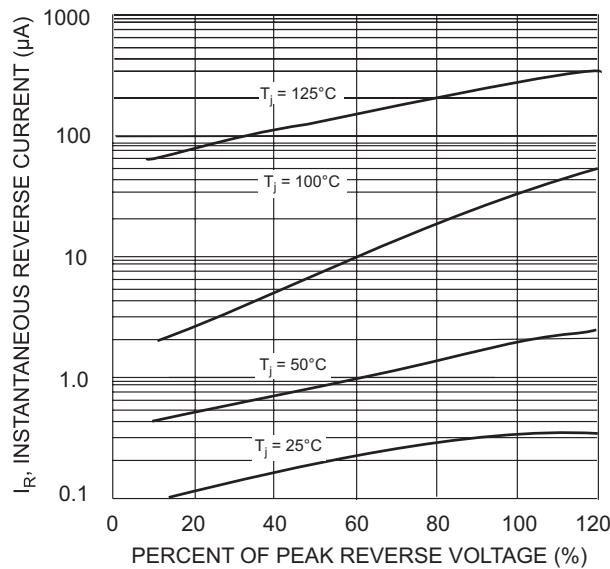


Fig. 5 Typical Reverse Characteristics

Ordering Information (Note 5)

Device	Packaging	Shipping
GBJ15005-F	GBJ	15/Tube
GBJ1501-F	GBJ	15/Tube
GBJ1502-F	GBJ	15/Tube
GBJ1504-F	GBJ	15/Tube
GBJ1506-F	GBJ	15/Tube
GBJ1508-F	GBJ	15/Tube
GBJ1510-F	GBJ	15/Tube

Notes: 5. For packaging details, visit our website at <http://www.diodes.com/datasheets/ap02008.pdf>.

IMPORTANT NOTICE



Diodes Incorporated and its subsidiaries reserve the right to make modifications, enhancements, improvements, corrections or other changes without further notice to any product herein. Diodes Incorporated does not assume any liability arising out of the application or use of any product described herein; neither does it convey any license under its patent rights, nor the rights of others. The user of products in such applications shall assume all risks of such use and will agree to hold Diodes Incorporated and all the companies whose products are represented on our website, harmless against all damages.

LIFE SUPPORT

Diodes Incorporated products are not authorized for use as critical components in life support devices or systems without the expressed written approval of the President of Diodes Incorporated.

Looking for pricing, stock, or lifecycle information?

Click below to explore more details on WIN SOURCE:

-  [View GBJ1502-F on WIN SOURCE](#)
-  [Diodes Incorporated Information](#)

Optimize Your Supply Chain with WIN SOURCE Solutions

-  Global Sourcing Solution
-  Obsolete Management
-  Cost Control Management
-  Shortage Management
-  Alternative Solution
-  Excess Inventory Management