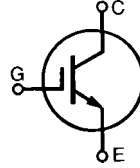




# IGBT

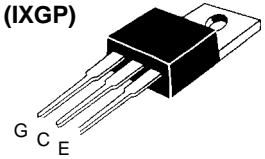
**IXGA 20N120**  
**IXGP 20N120**

$V_{CES} = 1200 \text{ V}$   
 $I_{C25} = 40 \text{ A}$   
 $V_{CE(sat)} = 2.5 \text{ V}$   
 $t_{fi(typ)} = 380 \text{ ns}$

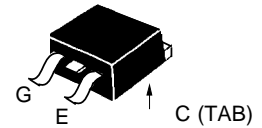


Symbol	Test Conditions	Maximum Ratings	
$V_{CES}$	$T_J = 25^\circ\text{C to } 150^\circ\text{C}$	1200	V
$V_{CGR}$	$T_J = 25^\circ\text{C to } 150^\circ\text{C}; R_{GE} = 1 \text{ M}\Omega$	1200	V
$V_{GES}$	Continuous	$\pm 20$	V
$V_{GEM}$	Transient	$\pm 30$	V
$I_{C25}$	$T_C = 25^\circ\text{C}$	40	A
$I_{C90}$	$T_C = 90^\circ\text{C}$	20	A
$I_{CM}$	$T_C = 25^\circ\text{C}, 1 \text{ ms}$	80	A
<b>SSOA</b> <b>(RBSOA)</b>	$V_{GE} = 15 \text{ V}, T_{VJ} = 125^\circ\text{C}, R_G = 47 \Omega$ Clamped inductive load	$I_{CM} = 40$ @ $0.8 V_{CES}$	A
$P_C$	$T_C = 25^\circ\text{C}$	150	W
$T_J$		-55 ... +150	$^\circ\text{C}$
$T_{JM}$		150	$^\circ\text{C}$
$T_{stg}$		-55 ... +150	$^\circ\text{C}$
Maximum lead temperature for soldering 1.6 mm (0.062 in.) from case for 10 s		300	$^\circ\text{C}$
Maximum tab temperature for soldering		260	$^\circ\text{C}$
$M_d$	Mounting torque with screw M3	0.45/4	Nm/lb.in.
	Mounting torque with screw M3.5	0.55/5	Nm/lb.in.
<b>Weight</b>	TO-220	4	g
	TO-263	2	g

**TO-220AB (IXGP)**



**TO-263 AA (IXGA)**



## Features

- International standard packages JEDEC TO-220AB and TO-263AA
- High current handling capability
- MOS Gate turn-on - drive simplicity

## Applications

- AC motor speed control
- DC servo and robot drives
- DC choppers
- Uninterruptible power supplies (UPS)
- Switch-mode and resonant-mode power supplies
- Capacitor discharge

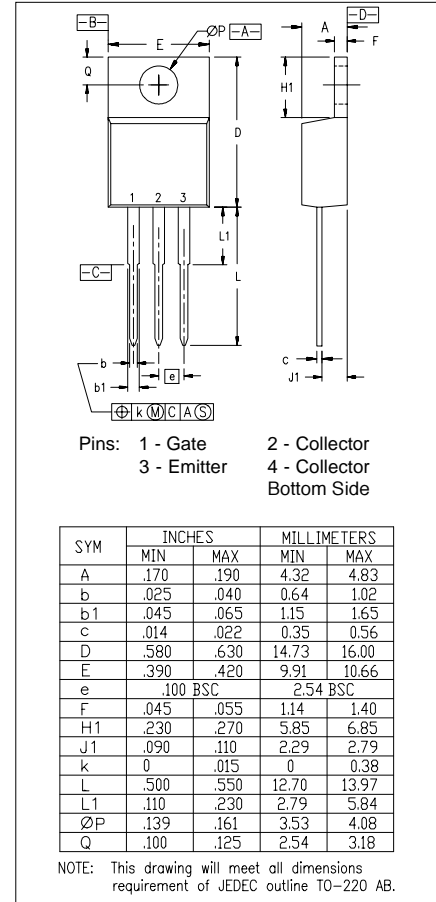
## Advantages

- Easy to mount with one screw
- Reduces assembly time and cost
- High power density

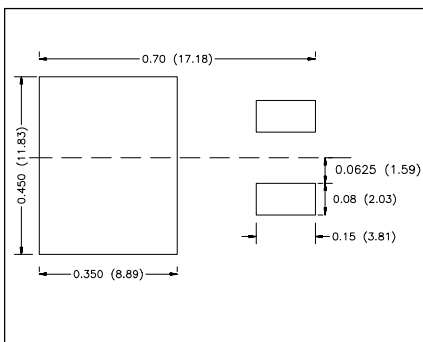
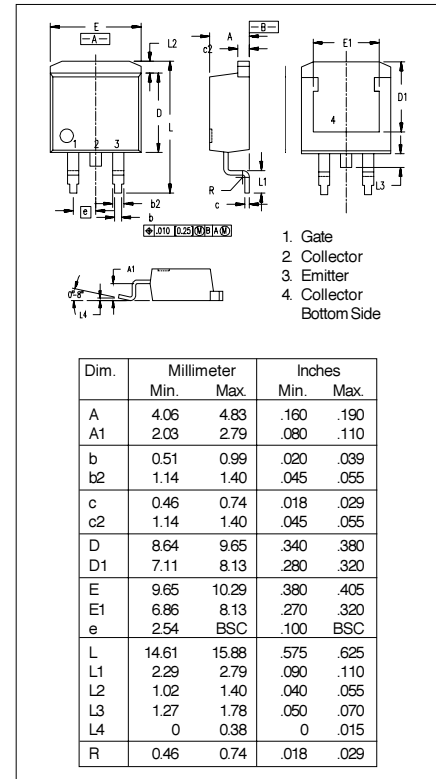
Symbol	Test Conditions ( $T_J = 25^\circ\text{C}$ , unless otherwise specified)	Characteristic Values		
		Min.	Typ.	Max.
$BV_{CES}$	$I_C = 1 \text{ mA}, V_{GE} = 0 \text{ V}$	1200		V
$V_{GE(th)}$	$I_C = 250 \mu\text{A}, V_{CE} = V_{GE}$	2.5		V
$I_{CES}$	$V_{CE} = V_{CES}$ $V_{GE} = 0 \text{ V}$	$T_J = 25^\circ\text{C}$		250 $\mu\text{A}$
		$T_J = 125^\circ\text{C}$		1 mA
$I_{GES}$	$V_{CE} = 0 \text{ V}, V_{GE} = \pm 20 \text{ V}$			$\pm 100 \text{ nA}$
$V_{CE(sat)}$	$I_C = I_{C90}, V_{GE} = 15 \text{ V}$		2.0	2.5 V

Symbol	Test Conditions ( $T_J = 25^\circ\text{C}$ , unless otherwise specified)	Characteristic Values		
		Min.	Typ.	Max.
$g_{fs}$	$I_C = I_{C90}$ ; $V_{CE} = 10\text{ V}$ , Pulse test, $t \leq 300\ \mu\text{s}$ , duty cycle $\leq 2\%$	12	16	S
$C_{ies}$	$V_{CE} = 25\text{ V}$ , $V_{GE} = 0\text{ V}$ , $f = 1\text{ MHz}$		1750	pF
$C_{oes}$			90	pF
$C_{res}$			31	pF
$I_{C(ON)}$	$V_{GE} = 10\text{ V}$ , $V_{CE} = 10\text{ V}$		90	A
$Q_g$	$I_C = I_{C90}$ ; $V_{GE} = 15\text{ V}$ , $V_{CE} = 0.5 V_{CES}$		63	nC
$Q_{ge}$			13	nC
$Q_{gc}$			26	nC
$t_{d(on)}$	<b>Inductive load, <math>T_J = 25^\circ\text{C}</math></b>		28	ns
$t_{ri}$	$I_C = I_{C90}$ ; $V_{GE} = 15\text{ V}$		20	ns
$t_{d(off)}$	$V_{CE} = 800\text{ V}$ , $R_G = R_{off} = 47\ \Omega$	400	800	ns
$t_{fi}$	Remarks: Switching times may increase for $V_{CE}$ (Clamp) $> 0.8 V_{CES}$ ,	380	700	ns
$E_{off}$	higher $T_J$ or increased $R_G$	6.5	10.5	mJ
$t_{d(on)}$	<b>Inductive load, <math>T_J = 125^\circ\text{C}</math></b>		30	ns
$t_{ri}$	$I_C = I_{C90}$ ; $V_{GE} = 15\text{ V}$		27	ns
$E_{on}$	$V_{CE} = 800\text{ V}$ , $R_G = R_{off} = 47\ \Omega$	0.90		mJ
$t_{d(off)}$	Remarks: Switching times may increase for $V_{CE}$ (Clamp) $> 0.8 V_{CES}$ ,	700		ns
$t_{fi}$	higher $T_J$ or increased $R_G$	550		ns
$E_{off}$		9.5		mJ
$R_{thJC}$			0.83	K/W
$R_{thCK}$	TO-220		0.5	K/W

### TO-220 AB Dimensions



### TO-263 AA Outline



Min. Recommended Footprint  
(Dimensions in inches and mm)

IXYS reserves the right to change limits, test conditions, and dimensions.



---

Disclaimer Notice - Information furnished is believed to be accurate and reliable. However, users should independently evaluate the suitability of and test each product selected for their own applications. Littelfuse products are not designed for, and may not be used in, all applications. Read complete Disclaimer Notice at [www.littelfuse.com/disclaimer-electronics](http://www.littelfuse.com/disclaimer-electronics).

## Looking for pricing, stock, or lifecycle information?

Click below to explore more details on WIN SOURCE:

 [View IXGP20N120 on WIN SOURCE](#)

 [IXYS Information](#)

## Optimize Your Supply Chain with WIN SOURCE Solutions

-  Global Sourcing Solution
-  Obsolete Management
-  Cost Control Management
-  Shortage Management
-  Alternative Solution
-  Excess Inventory Management