



**THE DATASHEET OF
BZX384B9V1-E3-08**



Small Signal Zener Diodes


DESIGN SUPPORT TOOLS
[click logo to get started](#)


| PRIMARY CHARACTERISTICS | | |
|------------------------------|---------------|------|
| PARAMETER | VALUE | UNIT |
| V _Z range nom. | 2.4 to 75 | V |
| Test current I _{ZT} | 2; 5 | mA |
| V _Z specification | Pulse current | |
| Circuit configuration | Single | |

FEATURES

- Silicon planar Zener diodes
- The Zener voltages are graded according to the international E24 standard
- Standard Zener voltage tolerance is $\pm 5\%$; replace "C" with "B" for $\pm 2\%$ tolerance
- AEC-Q101 qualified available
- ESD capability according to AEC-Q101:
Human body model > 8 kV
Machine model > 800 V
- Base P/N-E3 - RoHS-compliant, commercial grade
- Base P/N-HE3 - RoHS-compliant, AEC-Q101 qualified
- Material categorization: for definitions of compliance please see www.vishay.com/doc?99912

 AUTOMOTIVE
GRADE
Available

RoHS
COMPLIANT

| ORDERING INFORMATION | | | |
|----------------------|---------------------------------------|--------------------------------|------------------------|
| DEVICE NAME | ORDERING CODE | TAPED UNITS PER REEL | MINIMUM ORDER QUANTITY |
| BZX384-series | BZX384C2V4-E3-08 to BZX384C75-E3-08 | 3000 (8 mm tape on 7" reel) | 15 000/box |
| | BZX384B2V4-E3-08 to BZX384B75-E3-08 | | |
| | BZX384C2V4-HE3-08 to BZX384C75-HE3-08 | | |
| | BZX384B2V4-HE3-08 to BZX384B75-HE3-08 | | |
| | BZX384C2V4-E3-18 to BZX384C75-E3-18 | 10 000 (8 mm tape on 13" reel) | 10 000/box |
| | BZX384B2V4-E3-18 to BZX384B75-E3-18 | | |
| | BZX384C2V4-HE3-18 to BZX384C75-HE3-18 | | |
| | BZX384B2V4-HE3-18 to BZX384B75-HE3-18 | | |

| PACKAGE | | | | |
|--------------|--------|---|--------------------------------------|--------------------------|
| PACKAGE NAME | WEIGHT | MOLDING COMPOUND FLAMMABILITY RATING | MOISTURE SENSITIVITY LEVEL | SOLDERING CONDITIONS |
| SOD-323 | 4.3 mg | UL 94 V-0 | MSL level 1 (according J-STD-020) | 260 °C/10 s at terminals |

| ABSOLUTE MAXIMUM RATINGS (T _{amb} = 25 °C, unless otherwise specified) | | | | | |
|---|---|-------------------|-------------|------|--|
| PARAMETER | TEST CONDITION | SYMBOL | VALUE | UNIT | |
| Power dissipation | Device on fiberglass substrate | P _{tot} | 200 | mW | |
| Thermal resistance junction to ambient air | Valid that electrodes are kept at ambient temperature | R _{thJA} | 650 | K/W | |
| Junction temperature | | T _j | 150 | °C | |
| Storage temperature range | | T _{stg} | -65 to +150 | °C | |
| Operating temperature range | | T _{op} | -55 to +150 | °C | |



| ELECTRICAL CHARACTERISTICS ($T_{amb} = 25\text{ }^{\circ}\text{C}$, unless otherwise specified) | | | | | | | | | | | | |
|--|--------------|---------------------|------|------|--------------|-----------|-------------------------|-----------------|--------------------|-----------------------|--|------|
| PART NUMBER | MARKING CODE | ZENER VOLTAGE RANGE | | | TEST CURRENT | | REVERSE LAEKAGE CURRENT | | DYNAMIC RESISTANCE | | TEMPERATURE COEFFICIENT OF ZENER VOLTAGE | |
| | | V_Z at I_{ZT1} | | | I_{ZT1} | I_{ZT2} | I_R at V_R | | Z_Z at I_{ZT1} | Z_{ZK} at I_{ZT2} | α_{VZ} at I_{ZT1} | |
| | | V | | | mA | | μA | V | Ω | | $10^{-4}/^{\circ}\text{C}$ | |
| | | MIN. | NOM. | MAX. | | | MAX. | | TYP. | TYP. | MIN. | MAX. |
| BZX384C2V4 | W1 | 2.2 | 2.4 | 2.6 | 5 | 1 | 50 | 1 | 70 (≤ 100) | 275 | -9 | -4 |
| BZX384C2V7 | W2 | 2.5 | 2.7 | 2.9 | 5 | 1 | 20 | 1 | 75 (≤ 100) | 300 (≤ 600) | -9 | -4 |
| BZX384C3V0 | W3 | 2.8 | 3.0 | 3.2 | 5 | 1 | 10 | 1 | 80 (≤ 95) | 325 (≤ 600) | -9 | -3 |
| BZX384C3V3 | W4 | 3.1 | 3.3 | 3.5 | 5 | 1 | 5 | 1 | 85 (≤ 95) | 350 (≤ 600) | -8 | -3 |
| BZX384C3V6 | W5 | 3.4 | 3.6 | 3.8 | 5 | 1 | 5 | 1 | 85 (≤ 90) | 375 (≤ 600) | -8 | -3 |
| BZX384C3V9 | W6 | 3.7 | 3.9 | 4.1 | 5 | 1 | 3 | 1 | 85 (≤ 90) | 400 (≤ 600) | -7 | -3 |
| BZX384C4V3 | W7 | 4 | 4.3 | 4.6 | 5 | 1 | 3 | 1 | 80 (≤ 90) | 410 (≤ 600) | -6 | -1 |
| BZX384C4V7 | W8 | 4.4 | 4.7 | 5 | 5 | 1 | 3 | 2 | 50 (≤ 80) | 425 (≤ 500) | -5 | 2 |
| BZX384C5V1 | W9 | 4.8 | 5.1 | 5.4 | 5 | 1 | 2 | 2 | 40 (≤ 60) | 400 (≤ 480) | -3 | 4 |
| BZX384C5V6 | WA | 5.2 | 5.6 | 6 | 5 | 1 | 1 | 2 | 15 (≤ 40) | 80 (≤ 400) | -2 | 6 |
| BZX384C6V2 | WB | 5.8 | 6.2 | 6.6 | 5 | 1 | 3 | 4 | 6 (≤ 10) | 40 (≤ 150) | -1 | 7 |
| BZX384C6V8 | WC | 6.4 | 6.8 | 7.2 | 5 | 1 | 2 | 4 | 6 (≤ 15) | 30 (≤ 80) | 2 | 7 |
| BZX384C7V5 | WD | 7 | 7.5 | 7.9 | 5 | 1 | 1 | 5 | 6 (≤ 15) | 30 (≤ 80) | 3 | 7 |
| BZX384C8V2 | WE | 7.7 | 8.2 | 8.7 | 5 | 1 | 0.7 | 5 | 6 (≤ 15) | 40 (≤ 80) | 4 | 7 |
| BZX384C9V1 | WF | 8.5 | 9.1 | 9.6 | 5 | 1 | 0.5 | 6 | 6 (≤ 15) | 40 (≤ 100) | 5 | 8 |
| BZX384C10 | WG | 9.4 | 10 | 10.6 | 5 | 1 | 0.2 | 7 | 8 (≤ 20) | 50 (≤ 150) | 5 | 8 |
| BZX384C11 | WH | 10.4 | 11 | 11.6 | 5 | 1 | 0.1 | 8 | 10 (≤ 20) | 50 (≤ 150) | 5 | 9 |
| BZX384C12 | WI | 11.4 | 12 | 12.7 | 5 | 1 | 0.1 | 8 | 10 (≤ 25) | 50 (≤ 150) | 6 | 9 |
| BZX384C13 | WK | 12.4 | 13 | 14.1 | 5 | 1 | 0.1 | 8 | 10 (≤ 30) | 50 (≤ 170) | 7 | 9 |
| BZX384C15 | WL | 13.8 | 15 | 15.6 | 5 | 1 | 0.05 | $0.7 V_{Znom.}$ | 10 (≤ 30) | 50 (≤ 200) | 7 | 9 |
| BZX384C16 | WM | 15.3 | 16 | 17.1 | 5 | 1 | 0.05 | $0.7 V_{Znom.}$ | 10 (≤ 40) | 50 (≤ 200) | 8 | 9.5 |
| BZX384C18 | WN | 16.8 | 18 | 19.1 | 5 | 1 | 0.05 | $0.7 V_{Znom.}$ | 10 (≤ 45) | 50 (≤ 225) | 8 | 9.5 |
| BZX384C20 | WO | 18.8 | 20 | 21.2 | 5 | 1 | 0.05 | $0.7 V_{Znom.}$ | 15 (≤ 55) | 60 (≤ 225) | 8 | 10 |
| BZX384C22 | WP | 20.8 | 22 | 23.3 | 5 | 1 | 0.05 | $0.7 V_{Znom.}$ | 20 (≤ 55) | 60 (≤ 250) | 8 | 10 |
| BZX384C24 | WR | 22.8 | 24 | 25.6 | 5 | 1 | 0.05 | $0.7 V_{Znom.}$ | 25 (≤ 70) | 60 (≤ 250) | 8 | 10 |
| BZX384C27 | WS | 25.1 | 27 | 28.9 | 2 | 0.5 | 0.05 | $0.7 V_{Znom.}$ | 25 (≤ 80) | 65 (≤ 300) | 8 | 10 |
| BZX384C30 | WT | 28 | 30 | 32 | 2 | 0.5 | 0.05 | $0.7 V_{Znom.}$ | 30 (≤ 80) | 70 (≤ 300) | 8 | 10 |
| BZX384C33 | WU | 31 | 33 | 35 | 2 | 0.5 | 0.05 | $0.7 V_{Znom.}$ | 35 (≤ 80) | 75 (≤ 325) | 8 | 10 |
| BZX384C36 | WW | 34 | 36 | 38 | 2 | 0.5 | 0.05 | $0.7 V_{Znom.}$ | 35 (≤ 90) | 80 (≤ 350) | 8 | 10 |
| BZX384C39 | WX | 37 | 39 | 41 | 2 | 0.5 | 0.05 | $0.7 V_{Znom.}$ | 40 (≤ 130) | 80 (≤ 350) | 10 | 12 |
| BZX384C43 | WY | 40 | 43 | 46 | 2 | 0.5 | 0.05 | $0.7 V_{Znom.}$ | 45 (≤ 150) | 85 (≤ 375) | 10 | 12 |
| BZX384C47 | WZ | 44 | 47 | 50 | 2 | 0.5 | 0.05 | $0.7 V_{Znom.}$ | 50 (≤ 170) | 85 (≤ 375) | 10 | 12 |
| BZX384C51 | X1 | 48 | 51 | 54 | 2 | 0.5 | 0.05 | $0.7 V_{Znom.}$ | 60 (≤ 180) | 85 (≤ 400) | 8 | 10 |
| BZX384C56 | X2 | 52 | 56 | 60 | 2 | 0.5 | 0.05 | $0.7 V_{Znom.}$ | 70 (≤ 200) | 100 (≤ 425) | 10 | 12 |
| BZX384C62 | X3 | 58 | 62 | 66 | 2 | 0.5 | 0.05 | $0.7 V_{Znom.}$ | 80 (≤ 215) | 100 (≤ 450) | 10 | 12 |
| BZX384C68 | X4 | 64 | 68 | 72 | 2 | 0.5 | 0.05 | $0.7 V_{Znom.}$ | 90 (≤ 240) | 150 (≤ 475) | 10 | 12 |
| BZX384C75 | X5 | 70 | 75 | 79 | 2 | 0.5 | 0.05 | $0.7 V_{Znom.}$ | 95 (≤ 255) | 170 (≤ 500) | 10 | 12 |



| ELECTRICAL CHARACTERISTICS ($T_{amb} = 25\text{ }^{\circ}\text{C}$, unless otherwise specified) | | | | | | | | | | | | |
|--|--------------|---------------------|------|------|--------------|-----------|-------------------------|-----------------|--------------------|-----------------------|--|------|
| PART NUMBER | MARKING CODE | ZENER VOLTAGE RANGE | | | TEST CURRENT | | REVERSE LEAKAGE CURRENT | | DYNAMIC RESISTANCE | | TEMPERATURE COEFFICIENT OF ZENER VOLTAGE | |
| | | V_Z at I_{ZT1} | | | I_{ZT1} | I_{ZT2} | I_R at V_R | | Z_Z at I_{ZT1} | Z_{ZK} at I_{ZT2} | α_{VZ} at I_{ZT1} | |
| | | V | | | mA | | μA | V | Ω | | $10^{-4}/^{\circ}\text{C}$ | |
| | | MIN. | NOM. | MAX. | | | MAX. | | TYP. | TYP. | MIN. | MAX. |
| BZX384B2V4 | W1 | 2.35 | 2.4 | 2.45 | 5 | 1 | 50 | 1 | 70 (≤ 100) | 275 | -9 | -4 |
| BZX384B2V7 | W2 | 2.65 | 2.7 | 2.75 | 5 | 1 | 20 | 1 | 75 (≤ 100) | 300 (≤ 600) | -9 | -3 |
| BZX384B3V0 | W3 | 2.94 | 3.0 | 3.06 | 5 | 1 | 10 | 1 | 80 (≤ 95) | 325 (≤ 600) | -8 | -3 |
| BZX384B3V3 | W4 | 3.23 | 3.3 | 3.37 | 5 | 1 | 5 | 1 | 85 (≤ 95) | 350 (≤ 600) | -8 | -3 |
| BZX384B3V6 | W5 | 3.53 | 3.6 | 3.67 | 5 | 1 | 5 | 1 | 85 (≤ 90) | 375 (≤ 600) | -7 | -3 |
| BZX384B3V9 | W6 | 3.82 | 3.9 | 3.98 | 5 | 1 | 3 | 1 | 85 (≤ 90) | 400 (≤ 600) | -6 | -1 |
| BZX384B4V3 | W7 | 4.21 | 4.3 | 4.39 | 5 | 1 | 3 | 1 | 80 (≤ 90) | 410 (≤ 600) | -5 | 2 |
| BZX384B4V7 | W8 | 4.61 | 4.7 | 4.79 | 5 | 1 | 3 | 2 | 50 (≤ 80) | 425 (≤ 500) | -3 | 4 |
| BZX384B5V1 | W9 | 5 | 5.1 | 5.2 | 5 | 1 | 2 | 2 | 40 (≤ 60) | 400 (≤ 480) | -2 | 6 |
| BZX384B5V6 | WA | 5.49 | 5.6 | 5.71 | 5 | 1 | 1 | 2 | 15 (≤ 40) | 80 (≤ 400) | -1 | 7 |
| BZX384B6V2 | WB | 6.08 | 6.2 | 6.32 | 5 | 1 | 3 | 4 | 6 (≤ 10) | 40 (≤ 150) | 2 | 7 |
| BZX384B6V8 | WC | 6.66 | 6.8 | 6.94 | 5 | 1 | 2 | 4 | 6 (≤ 15) | 30 (≤ 80) | 3 | 7 |
| BZX384B7V5 | WD | 7.35 | 7.5 | 7.65 | 5 | 1 | 1 | 5 | 6 (≤ 15) | 30 (≤ 80) | 4 | 7 |
| BZX384B8V2 | WE | 8.04 | 8.2 | 8.36 | 5 | 1 | 0.7 | 5 | 6 (≤ 15) | 40 (≤ 80) | 5 | 8 |
| BZX384B9V1 | WF | 8.92 | 9.1 | 9.28 | 5 | 1 | 0.5 | 6 | 6 (≤ 15) | 40 (≤ 100) | 5 | 8 |
| BZX384B10 | WG | 9.8 | 10 | 10.2 | 5 | 1 | 0.2 | 7 | 8 (≤ 20) | 50 (≤ 150) | 5 | 9 |
| BZX384B11 | WH | 10.8 | 11 | 11.2 | 5 | 1 | 0.1 | 8 | 10 (≤ 20) | 50 (≤ 150) | 6 | 9 |
| BZX384B12 | WI | 11.8 | 12 | 12.2 | 5 | 1 | 0.1 | 8 | 10 (≤ 25) | 50 (≤ 150) | 7 | 9 |
| BZX384B13 | WK | 12.7 | 13 | 13.3 | 5 | 1 | 0.1 | 8 | 10 (≤ 30) | 50 (≤ 170) | 7 | 9 |
| BZX384B15 | WL | 14.7 | 15 | 15.3 | 5 | 1 | 0.05 | 0.7 $V_{Znom.}$ | 10 (≤ 30) | 50 (≤ 200) | 8 | 9.5 |
| BZX384B16 | WM | 15.7 | 16 | 16.3 | 5 | 1 | 0.05 | 0.7 $V_{Znom.}$ | 10 (≤ 40) | 50 (≤ 200) | 8 | 9.5 |
| BZX384B18 | WN | 17.6 | 18 | 18.4 | 5 | 1 | 0.05 | 0.7 $V_{Znom.}$ | 10 (≤ 45) | 50 (≤ 225) | 8 | 10 |
| BZX384B20 | WO | 19.6 | 20 | 20.4 | 5 | 1 | 0.05 | 0.7 $V_{Znom.}$ | 15 (≤ 55) | 60 (≤ 225) | 8 | 10 |
| BZX384B22 | WP | 21.6 | 22 | 22.4 | 5 | 1 | 0.05 | 0.7 $V_{Znom.}$ | 20 (≤ 55) | 60 (≤ 250) | 8 | 10 |
| BZX384B24 | WR | 23.5 | 24 | 24.5 | 5 | 1 | 0.05 | 0.7 $V_{Znom.}$ | 25 (≤ 70) | 60 (≤ 250) | 8 | 10 |
| BZX384B27 | WS | 26.5 | 27 | 27.5 | 2 | 0.5 | 0.05 | 0.7 $V_{Znom.}$ | 25 (≤ 80) | 65 (≤ 300) | 8 | 10 |
| BZX384B30 | WT | 29.4 | 30 | 30.6 | 2 | 0.5 | 0.05 | 0.7 $V_{Znom.}$ | 30 (≤ 80) | 70 (≤ 300) | 8 | 10 |
| BZX384B33 | WU | 32.3 | 33 | 33.7 | 2 | 0.5 | 0.05 | 0.7 $V_{Znom.}$ | 35 (≤ 80) | 75 (≤ 325) | 8 | 10 |
| BZX384B36 | WW | 35.3 | 36 | 36.7 | 2 | 0.5 | 0.05 | 0.7 $V_{Znom.}$ | 35 (≤ 90) | 80 (≤ 350) | 10 | 12 |
| BZX384B39 | WX | 38.2 | 39 | 39.8 | 2 | 0.5 | 0.05 | 0.7 $V_{Znom.}$ | 40 (≤ 130) | 80 (≤ 350) | 10 | 12 |
| BZX384B43 | WY | 42.1 | 43 | 43.9 | 2 | 0.5 | 0.05 | 0.7 $V_{Znom.}$ | 45 (≤ 150) | 85 (≤ 375) | 10 | 12 |
| BZX384B47 | WZ | 46.1 | 47 | 47.9 | 2 | 0.5 | 0.05 | 0.7 $V_{Znom.}$ | 50 (≤ 170) | 85 (≤ 375) | 10 | 12 |
| BZX384B51 | X1 | 50 | 51 | 52 | 2 | 0.5 | 0.05 | 0.7 $V_{Znom.}$ | 60 (≤ 180) | 85 (≤ 400) | 10 | 12 |
| BZX384B56 | X2 | 54.9 | 56 | 57.1 | 2 | 0.5 | 0.05 | 0.7 $V_{Znom.}$ | 70 (≤ 200) | 100 (≤ 425) | 10 | 12 |
| BZX384B62 | X3 | 60.8 | 62 | 63.2 | 2 | 0.5 | 0.05 | 0.7 $V_{Znom.}$ | 80 (≤ 215) | 100 (≤ 450) | 10 | 12 |
| BZX384B68 | X4 | 66.6 | 68 | 69.4 | 2 | 0.5 | 0.05 | 0.7 $V_{Znom.}$ | 90 (≤ 240) | 150 (≤ 475) | 10 | 12 |
| BZX384B75 | X5 | 73.5 | 75 | 76.5 | 2 | 0.5 | 0.05 | 0.7 $V_{Znom.}$ | 95 (≤ 255) | 170 (≤ 500) | 10 | 12 |

TYPICAL CHARACTERISTICS ($T_{amb} = 25\text{ }^{\circ}\text{C}$, unless otherwise specified)



Fig. 1 - Forward characteristics



Fig. 4 - Dynamic Resistance vs. Zener Current



Fig. 2 - Admissible Power Dissipation vs. Ambient Temperature



Fig. 5 - Dynamic Resistance vs. Zener Current



Fig. 3 - Dynamic Resistance vs. Zener Current



Fig. 6 - Thermal Differential Resistance vs. Zener Voltage



Fig. 7 - Dynamic Resistance vs. Zener Voltage



Fig. 10 - Change of Zener Voltage vs. Junction Temperature



Fig. 8 - Temperature Dependence of Zener Voltage vs. Zener Voltage



Fig. 11 - Temperature Dependence of Zener Voltage vs. Zener Voltage



Fig. 9 - Change of Zener Voltage vs. Junction Temperature

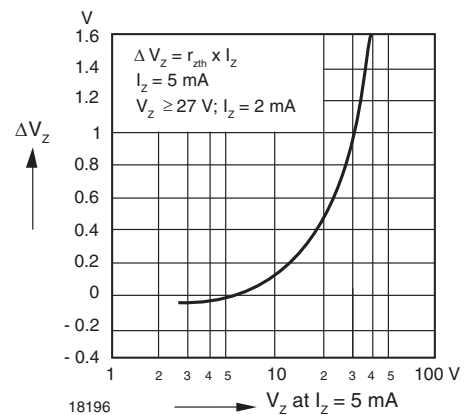


Fig. 12 - Change of Zener Voltage from Turn-on up to the Point of Thermal Equilibrium vs. Zener Voltage

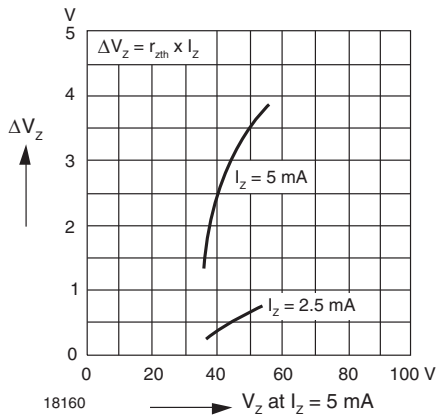


Fig. 13 - Change of Zener Voltage from Turn-on up to the Point of Thermal Equilibrium vs. Zener Voltage



Fig. 16 - Breakdown Characteristics

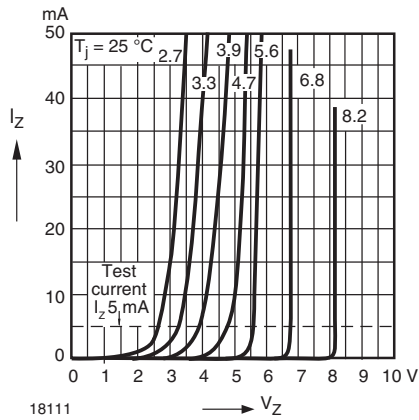


Fig. 14 - Breakdown Characteristics

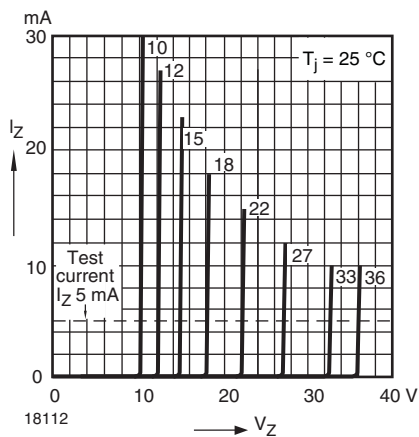


Fig. 15 - Breakdown Characteristics



PACKAGE DIMENSIONS in millimeters (inches): **SOD-323**



Footprint recommendation:



Document no.: S8-V-3910.02-001 (4)
Created - Date: 24.August.2004
Rev. 6 - Date: 23.Sept.2016
17443



Disclaimer

ALL PRODUCT, PRODUCT SPECIFICATIONS AND DATA ARE SUBJECT TO CHANGE WITHOUT NOTICE TO IMPROVE RELIABILITY, FUNCTION OR DESIGN OR OTHERWISE.

Vishay Intertechnology, Inc., its affiliates, agents, and employees, and all persons acting on its or their behalf (collectively, "Vishay"), disclaim any and all liability for any errors, inaccuracies or incompleteness contained in any datasheet or in any other disclosure relating to any product.

Vishay makes no warranty, representation or guarantee regarding the suitability of the products for any particular purpose or the continuing production of any product. To the maximum extent permitted by applicable law, Vishay disclaims (i) any and all liability arising out of the application or use of any product, (ii) any and all liability, including without limitation special, consequential or incidental damages, and (iii) any and all implied warranties, including warranties of fitness for particular purpose, non-infringement and merchantability.

Statements regarding the suitability of products for certain types of applications are based on Vishay's knowledge of typical requirements that are often placed on Vishay products in generic applications. Such statements are not binding statements about the suitability of products for a particular application. It is the customer's responsibility to validate that a particular product with the properties described in the product specification is suitable for use in a particular application. Parameters provided in datasheets and / or specifications may vary in different applications and performance may vary over time. All operating parameters, including typical parameters, must be validated for each customer application by the customer's technical experts. Product specifications do not expand or otherwise modify Vishay's terms and conditions of purchase, including but not limited to the warranty expressed therein.


Hyperlinks included in this datasheet may direct users to third-party websites. These links are provided as a convenience and for informational purposes only. Inclusion of these hyperlinks does not constitute an endorsement or an approval by Vishay of any of the products, services or opinions of the corporation, organization or individual associated with the third-party website. Vishay disclaims any and all liability and bears no responsibility for the accuracy, legality or content of the third-party website or for that of subsequent links.

Except as expressly indicated in writing, Vishay products are not designed for use in medical, life-saving, or life-sustaining applications or for any other application in which the failure of the Vishay product could result in personal injury or death. Customers using or selling Vishay products not expressly indicated for use in such applications do so at their own risk. Please contact authorized Vishay personnel to obtain written terms and conditions regarding products designed for such applications.

No license, express or implied, by estoppel or otherwise, to any intellectual property rights is granted by this document or by any conduct of Vishay. Product names and markings noted herein may be trademarks of their respective owners.

Looking for pricing, stock, or lifecycle information?

Click below to explore more details on WIN SOURCE:

 [View BZX384B9V1-E3-08 on WIN SOURCE](#)

 [Vishay Information](#)

Optimize Your Supply Chain with WIN SOURCE Solutions

-  Global Sourcing Solution
-  Obsolete Management
-  Cost Control Management
-  Shortage Management
-  Alternative Solution
-  Excess Inventory Management