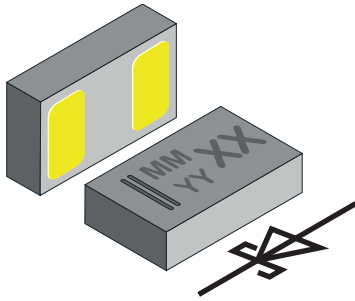




**THE DATASHEET OF  
VSKY05301006-G4-08**



## Schottky Rectifier Surface-Mount FlipKY<sup>®</sup> Gen 2



### FEATURES

- Schottky diode for high-speed switching
- Very low dimensions:  
1.0 mm x 0.6 mm x 0.29 mm
- 0.5 A forward current
- Low forward voltage drop (typ. 405 mV at 0.5 A)
- Low reverse current (< 15  $\mu$ A at 10 V)
- Material categorization:  
for definitions of compliance please see [www.vishay.com/doc?99912](http://www.vishay.com/doc?99912)



**RoHS**  
COMPLIANT  
HALOGEN  
**FREE**  
**GREEN**  
(5-2008)

### DESIGN SUPPORT TOOLS AVAILABLE



PARTS TABLE							
PART	ORDERING CODE	CIRCUIT CONFIGURATION	PACKAGE NAME	TYPE CODE	WEIGHT	TAPED UNITS PER REEL (8 mm TAPE ON 7" REEL)	MINIMUM ORDER QUANTITY
VSKY05301006	VSKY05301006-G4-08	Single	CLP1006-2L	3A	0.400 mg	10 000	10 000

ABSOLUTE MAXIMUM RATINGS ( $T_{amb} = 25\text{ }^{\circ}\text{C}$ , unless otherwise specified)					
PARAMETER	TEST CONDITION	SYMBOL	VALUE	UNIT	
Maximum repetitive reverse voltage		$V_{RRM}$	30	V	
Maximum average forward rectified current		$I_{F(AV)}$	0.5	A	
Surge forward current	8.3 ms half sine-wave	$I_{FSM}$	12	A	
Power dissipation	Footprint acc. fig. 4	$P_{tot}$	450	mW	

THERMAL CHARACTERISTICS ( $T_{amb} = 25\text{ }^{\circ}\text{C}$ , unless otherwise specified)					
PARAMETER	TEST CONDITION	SYMBOL	VALUE	UNIT	
Thermal resistance junction to ambient air	Acc. JEDEC <sup>®</sup> 51-3 footprint acc fig. 4	$R_{thJA}$	280	K/W	
Maximum operating junction temperature		$T_j$	150	$^{\circ}\text{C}$	
Storage temperature range		$T_{stg}$	-65 to +150	$^{\circ}\text{C}$	

ELECTRICAL CHARACTERISTICS ( $T_{amb} = 25\text{ }^{\circ}\text{C}$ , unless otherwise specified)						
PARAMETER	TEST CONDITION	SYMBOL	TYP.	MAX.	UNIT	
Leakage current	$V_R = 10\text{ V}$	$I_R$	-	15	$\mu\text{A}$	
	$V_R = 30\text{ V}$	$I_R$	-	75	$\mu\text{A}$	
Forward voltage	$I_F = 100\text{ mA}$	$V_F$	0.335	0.360	V	
	$I_F = 0.5\text{ A}$	$V_F$	0.405	0.430	V	
Diode capacitance	$V_R = 0\text{ V}$ , $f = 1\text{ MHz}$	$C_D$	140	-	pF	

**RATINGS AND CHARACTERISTICS CURVES** ( $T_A = 25\text{ }^\circ\text{C}$  unless otherwise noted)

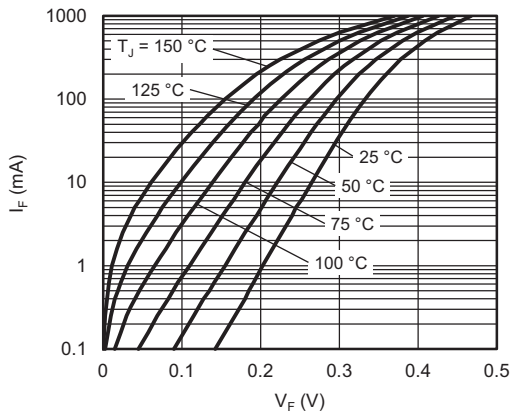


Fig. 1 - Typical Forward Current vs. Forward Voltage

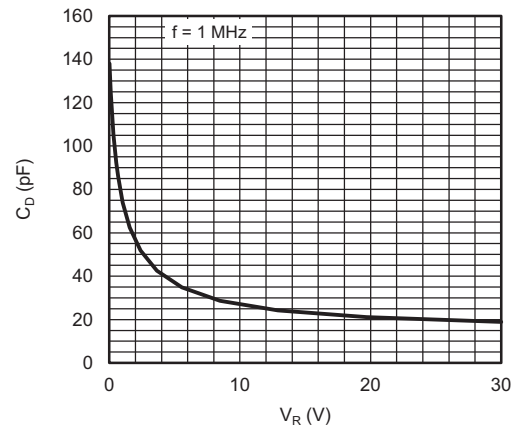


Fig. 3 - Typical Capacitance vs. Reverse Voltage

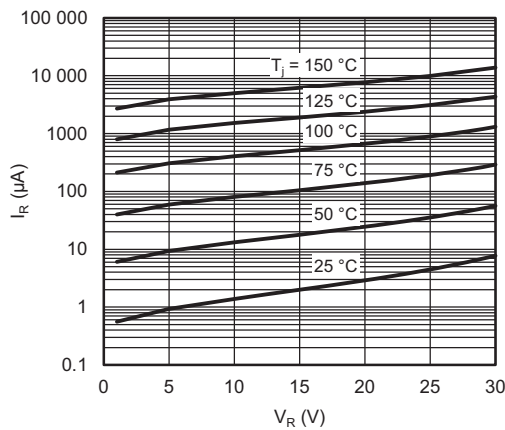


Fig. 2 - Typical Reverse Leakage Current vs. Reverse Voltage

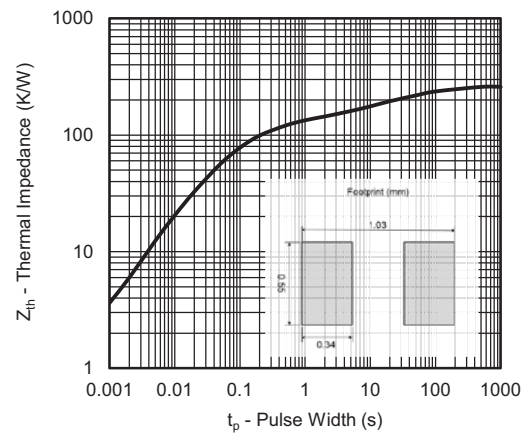
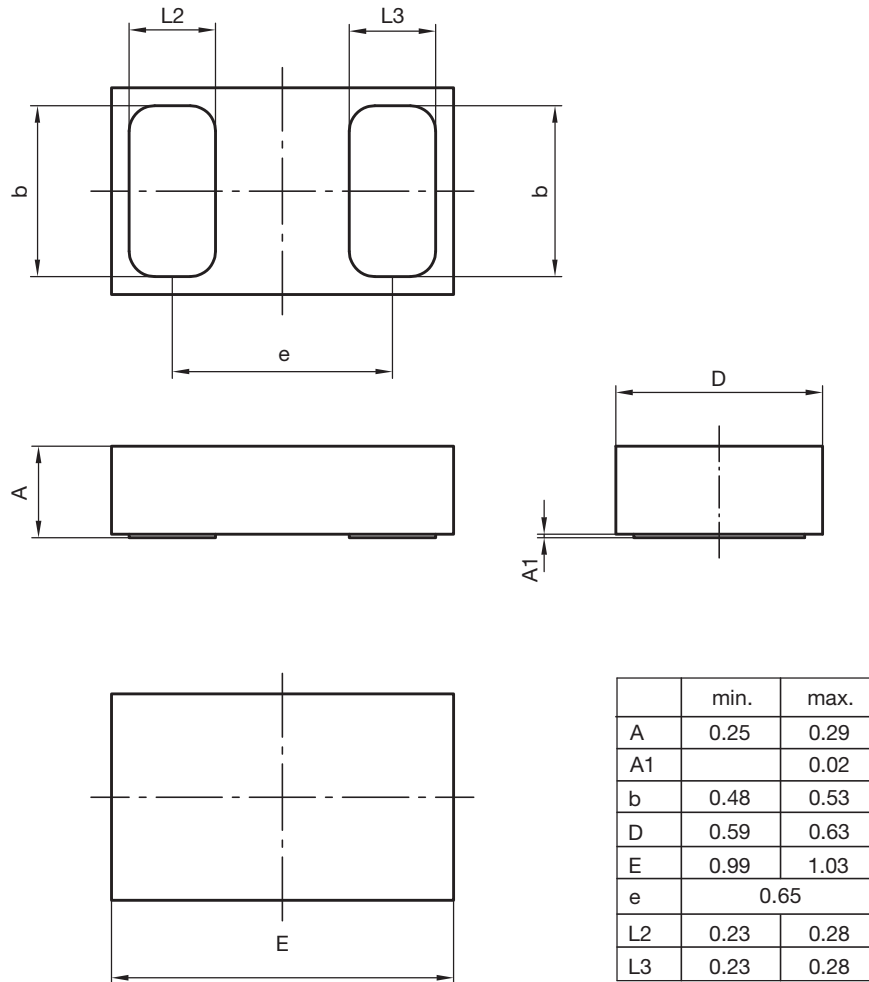


Fig. 4 - Typical Thermal Impedance vs. Time

**PACKAGE DIMENSIONS** in millimeters: **CLP1006-2L**



Document no.:S8-V-3906.04-039 (4)

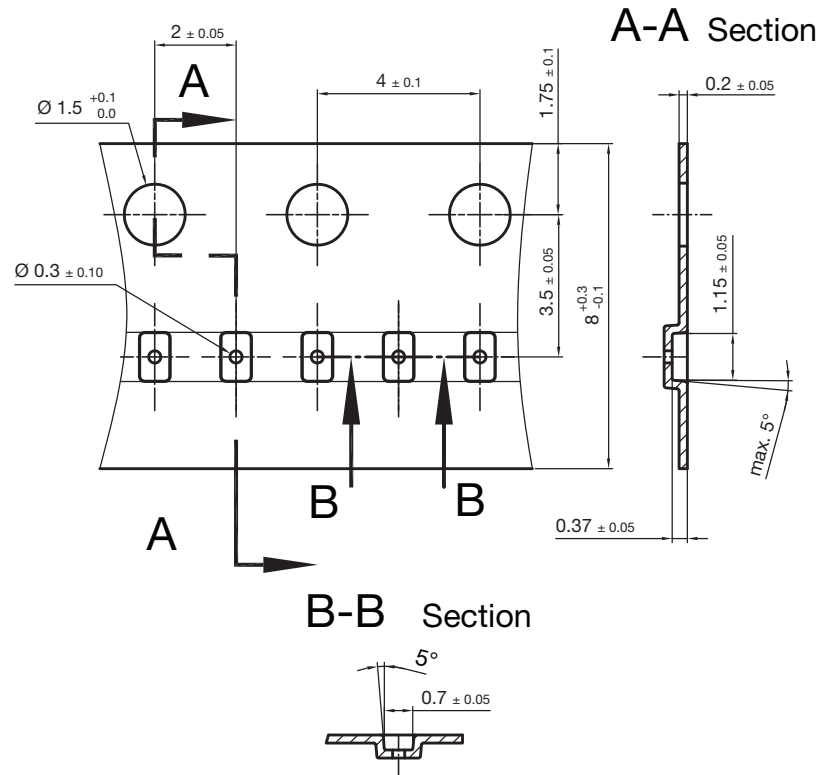
Created - Date: 02. April 2015

22784

**Footprint and soldering recommendation:**

please see Application Note: [www.vishay.com/doc?85917](http://www.vishay.com/doc?85917)

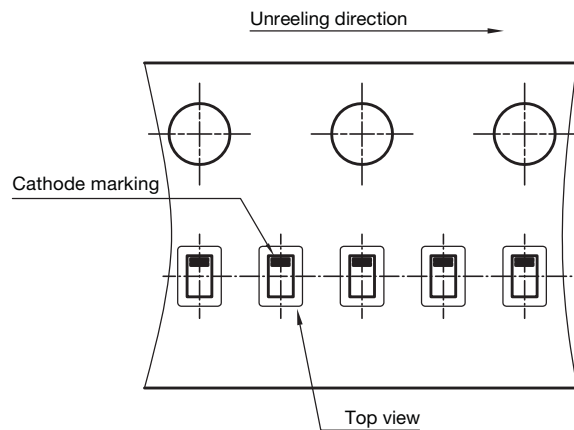
**CARRIER TAPE** in millimeters: **CLP1006-2L**



Cummulative tolerances of 10 sprocket holes is  $\pm 0.2$  mm

Carrier tape CLP1006-2L  
 S8-V-3906.04-051 (4)  
 03.02.2016  
 22937

**ORIENTATION IN CARRIER CLP1006-2L**



Orientation in Carrier CLP1006-2L (VSKY)  
 S8-V-3906.04-052 (4)  
 03.02.2016  
 22938



## Disclaimer

ALL PRODUCT, PRODUCT SPECIFICATIONS AND DATA ARE SUBJECT TO CHANGE WITHOUT NOTICE TO IMPROVE RELIABILITY, FUNCTION OR DESIGN OR OTHERWISE.

Vishay Intertechnology, Inc., its affiliates, agents, and employees, and all persons acting on its or their behalf (collectively, "Vishay"), disclaim any and all liability for any errors, inaccuracies or incompleteness contained in any datasheet or in any other disclosure relating to any product.

Vishay makes no warranty, representation or guarantee regarding the suitability of the products for any particular purpose or the continuing production of any product. To the maximum extent permitted by applicable law, Vishay disclaims (i) any and all liability arising out of the application or use of any product, (ii) any and all liability, including without limitation special, consequential or incidental damages, and (iii) any and all implied warranties, including warranties of fitness for particular purpose, non-infringement and merchantability.

Statements regarding the suitability of products for certain types of applications are based on Vishay's knowledge of typical requirements that are often placed on Vishay products in generic applications. Such statements are not binding statements about the suitability of products for a particular application. It is the customer's responsibility to validate that a particular product with the properties described in the product specification is suitable for use in a particular application. Parameters provided in datasheets and / or specifications may vary in different applications and performance may vary over time. All operating parameters, including typical parameters, must be validated for each customer application by the customer's technical experts. Product specifications do not expand or otherwise modify Vishay's terms and conditions of purchase, including but not limited to the warranty expressed therein.

Hyperlinks included in this datasheet may direct users to third-party websites. These links are provided as a convenience and for informational purposes only. Inclusion of these hyperlinks does not constitute an endorsement or an approval by Vishay of any of the products, services or opinions of the corporation, organization or individual associated with the third-party website. Vishay disclaims any and all liability and bears no responsibility for the accuracy, legality or content of the third-party website or for that of subsequent links.

Vishay products are not designed for use in life-saving or life-sustaining applications or any application in which the failure of the Vishay product could result in personal injury or death unless specifically qualified in writing by Vishay. Customers using or selling Vishay products not expressly indicated for use in such applications do so at their own risk. Please contact authorized Vishay personnel to obtain written terms and conditions regarding products designed for such applications.

No license, express or implied, by estoppel or otherwise, to any intellectual property rights is granted by this document or by any conduct of Vishay. Product names and markings noted herein may be trademarks of their respective owners.

## Looking for pricing, stock, or lifecycle information?

Click below to explore more details on WIN SOURCE:

 [View VSKY05301006-G4-08 on WIN SOURCE](#)

 [Vishay Information](#)

## Optimize Your Supply Chain with WIN SOURCE Solutions

-  Global Sourcing Solution
-  Obsolete Management
-  Cost Control Management
-  Shortage Management
-  Alternative Solution
-  Excess Inventory Management