



**THE DATASHEET OF
NSVR351SDSA3T1G**



Schottky Barrier Diode for Mixer and Detector

NSVR351SDSA3



SC-59 / CP3
CASE 318BJ

Description

This schottky barrier diode is designed to realize compact and efficient designs. Two schottky barrier diodes are incorporated in one SC-59 package. The use of dual schottky barrier diodes can reduce both system cost and board space. This schottky barrier diode is AEC-Q101 qualified and PPAP capable for automotive applications.

Features

- Series Connection of 2 Elements in a Small-Sized Package
- Small Interterminal Capacitance ($C = 0.69$ pF typ)
- Small Forward Voltage ($V_F = 0.23$ V max)
- These Devices are Pb-Free, Halogen Free and are RoHS Compliant
- AEC-Q101 Qualified and PPAP Capable

Typical Applications

- Level Detector for Radio

SPECIFICATIONS ABSOLUTE MAXIMUM RATINGS ($T_A = 25^\circ\text{C}$)

Symbol	Parameter	Value	Unit
V_{RM}	Reverse Voltage	5	V
I_F	Forward Current	30	mA
T_J, T_{Stg}	Operating Junction and Storage Temperature	-55 to +125	$^\circ\text{C}$

Stresses exceeding those listed in the Maximum Ratings table may damage the device. If any of these limits are exceeded, device functionality should not be assumed, damage may occur and reliability may be affected.

ELECTRICAL CHARACTERISTICS $T_A = 25^\circ\text{C}$ (Note 1)

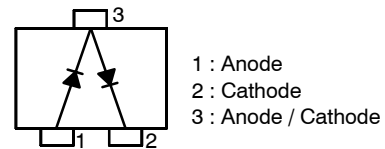
Symbol	Parameter	Conditions	Value			Unit
			Min	Typ	Max	
V_F	Forward Voltage	$I_F = 1$ mA	-	-	0.23	V
I_F	Forward Current	$V_F = 0.5$ V	30	-	-	mA
I_R	Reverse Current	$V_R = 0.5$ V	-	-	25	μA
C	Interterminal Capacitance	$V_R = 0.2$ V, $f = 1$ MHz	-	0.69	0.9	pF

Product parametric performance is indicated in the Electrical Characteristics for the listed test conditions, unless otherwise noted. Product performance may not be indicated by the Electrical Characteristics if operated under different conditions.

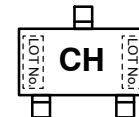
1. The specifications shown above are for each individual diode.

5 V, 30 mA
C = 0.69 pF typ
Schottky Barrier Diode

ELECTRICAL CONNECTION



MARKING DIAGRAM



ORDERING INFORMATION

See detailed ordering and shipping information on page 3 of this data sheet.

NSVR351SDSA3

CHARACTERISTICS

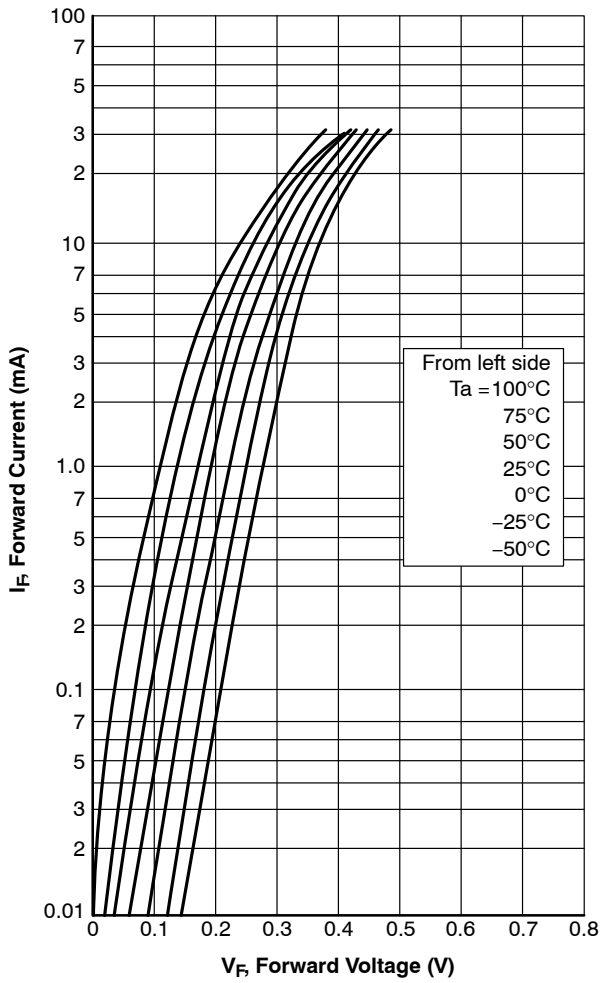


Figure 1. $I_F - V_F$

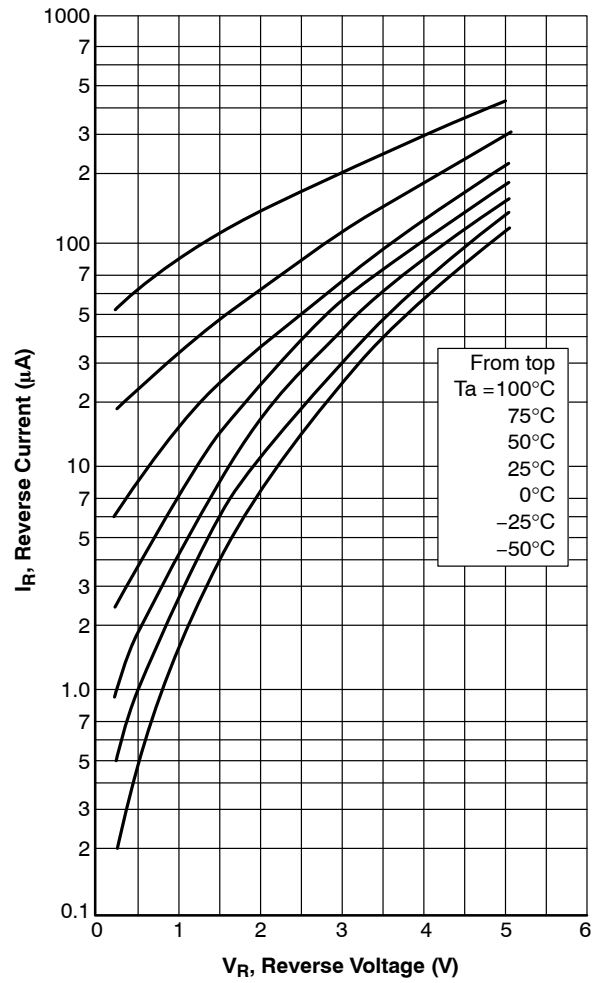


Figure 2. $I_R - V_R$

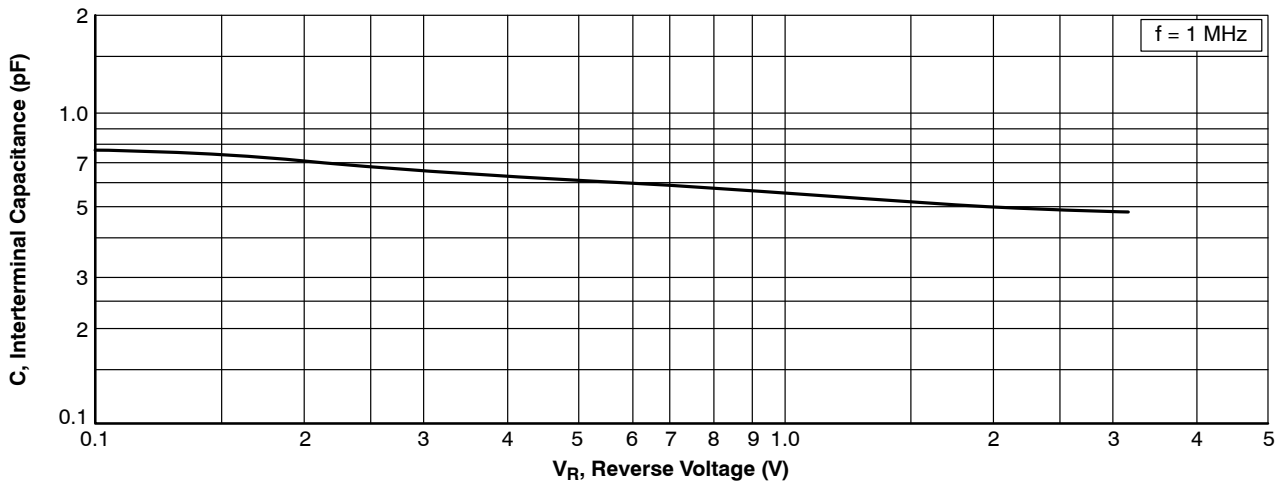


Figure 3. $C - V_R$

NSVR351SDSA3

ORDERING INFORMATION

Device Order Number	Marking	Package Type	Shipping [†]
NSVR351SDSA3T1G	CH	SC-59 / CP3 (Pb-Free / Halogen Free)	3,000 / Tape & Reel

[†]For information on tape and reel specifications, including part orientation and tape sizes, please refer to our Tape and Reel Packaging Specifications Brochure, [BRD8011/D](#).

MECHANICAL CASE OUTLINE

PACKAGE DIMENSIONS

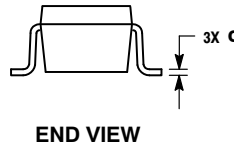
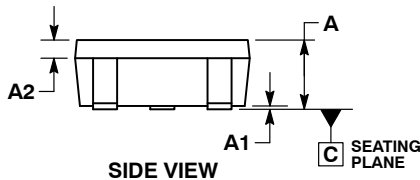
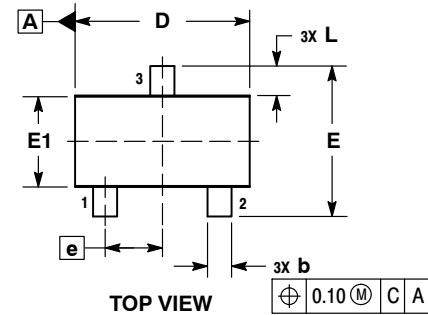
ON Semiconductor®



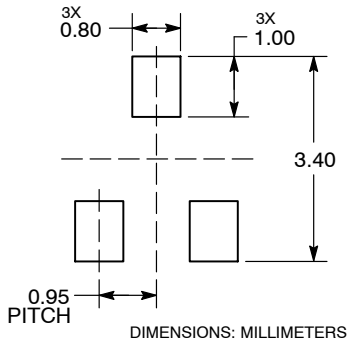
SCALE 2:1

SC-59 / CP3
CASE 318BJ
ISSUE O

DATE 09 JAN 2015



RECOMMENDED SOLDERING FOOTPRINT*

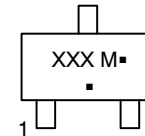


NOTES:

1. DIMENSIONING AND TOLERANCING PER ASME Y14.5M, 1994.
2. CONTROLLING DIMENSION: MILLIMETERS.
3. DIMENSIONS D AND E1 DO NOT INCLUDE MOLD FLASH, PROTRUSIONS, OR GATE BURRS. MOLD FLASH, PROTRUSIONS, OR GATE BURRS SHALL NOT EXCEED 0.20 PER SIDE.
4. DIMENSIONS D AND E1 ARE MEASURED AT THE OUTERMOST EXTREME OF THE PLASTIC BODY.
5. DIMENSIONS b AND c APPLY TO THE FLAT SECTION OF THE LEAD BETWEEN 0.10 AND 0.20 FROM THE TIP.

MILLIMETERS		
DIM	MIN	MAX
A	0.95	1.35
A1	0.00	0.10
A2	0.20	0.40
b	0.35	0.50
c	0.10	0.20
D	2.75	3.05
E	2.30	2.70
E1	1.35	1.65
e	0.95 BSC	
L	0.35	0.75

GENERIC MARKING DIAGRAM



- XXX = Specific Device Code
- M = Date Code
- = Pb-Free Package

(Note: Microdot may be in either location)

*This information is generic. Please refer to device data sheet for actual part marking. Pb-Free indicator, "G" or microdot "▪", may or may not be present.

*For additional information on our Pb-Free strategy and soldering details, please download the ON Semiconductor Soldering and Mounting Techniques Reference Manual, SOLDERRM/D.

DOCUMENT NUMBER:	98AON94458F	Electronic versions are uncontrolled except when accessed directly from the Document Repository. Printed versions are uncontrolled except when stamped "CONTROLLED COPY" in red.
DESCRIPTION:	SC-59 / CP3	PAGE 1 OF 1

ON Semiconductor and are trademarks of Semiconductor Components Industries, LLC dba ON Semiconductor or its subsidiaries in the United States and/or other countries. ON Semiconductor reserves the right to make changes without further notice to any products herein. ON Semiconductor makes no warranty, representation or guarantee regarding the suitability of its products for any particular purpose, nor does ON Semiconductor assume any liability arising out of the application or use of any product or circuit, and specifically disclaims any and all liability, including without limitation special, consequential or incidental damages. ON Semiconductor does not convey any license under its patent rights nor the rights of others.

onsemi, **Onsemi**, and other names, marks, and brands are registered and/or common law trademarks of Semiconductor Components Industries, LLC dba "**onsemi**" or its affiliates and/or subsidiaries in the United States and/or other countries. **onsemi** owns the rights to a number of patents, trademarks, copyrights, trade secrets, and other intellectual property. A listing of **onsemi**'s product/patent coverage may be accessed at www.onsemi.com/site/pdf/Patent-Marking.pdf. **onsemi** reserves the right to make changes at any time to any products or information herein, without notice. The information herein is provided "as-is" and **onsemi** makes no warranty, representation or guarantee regarding the accuracy of the information, product features, availability, functionality, or suitability of its products for any particular purpose, nor does **onsemi** assume any liability arising out of the application or use of any product or circuit, and specifically disclaims any and all liability, including without limitation special, consequential or incidental damages. Buyer is responsible for its products and applications using **onsemi** products, including compliance with all laws, regulations and safety requirements or standards, regardless of any support or applications information provided by **onsemi**. "Typical" parameters which may be provided in **onsemi** data sheets and/or specifications can and do vary in different applications and actual performance may vary over time. All operating parameters, including "Typicals" must be validated for each customer application by customer's technical experts. **onsemi** does not convey any license under any of its intellectual property rights nor the rights of others. **onsemi** products are not designed, intended, or authorized for use as a critical component in life support systems or any FDA Class 3 medical devices or medical devices with a same or similar classification in a foreign jurisdiction or any devices intended for implantation in the human body. Should Buyer purchase or use **onsemi** products for any such unintended or unauthorized application, Buyer shall indemnify and hold **onsemi** and its officers, employees, subsidiaries, affiliates, and distributors harmless against all claims, costs, damages, and expenses, and reasonable attorney fees arising out of, directly or indirectly, any claim of personal injury or death associated with such unintended or unauthorized use, even if such claim alleges that **onsemi** was negligent regarding the design or manufacture of the part. **onsemi** is an Equal Opportunity/Affirmative Action Employer. This literature is subject to all applicable copyright laws and is not for resale in any manner.

ADDITIONAL INFORMATION

TECHNICAL PUBLICATIONS:

Technical Library: www.onsemi.com/design/resources/technical-documentation
onsemi Website: www.onsemi.com

ONLINE SUPPORT: www.onsemi.com/support

For additional information, please contact your local Sales Representative at www.onsemi.com/support/sales



Looking for pricing, stock, or lifecycle information?

Click below to explore more details on WIN SOURCE:

 [View NSVR351SDSA3T1G on WIN SOURCE](#)

 [ON Semiconductor](#) Information

Optimize Your Supply Chain with WIN SOURCE Solutions

-  Global Sourcing Solution
-  Obsolete Management
-  Cost Control Management
-  Shortage Management
-  Alternative Solution
-  Excess Inventory Management