



**THE DATASHEET OF
DBTC-7-152L+**



Surface Mount Directional Coupler

DBTC-7-152L+


50Ω, 7dB Coupling, 10 to 1500 MHz

Features

- very flat coupling
- very broadband, multi octave
- temperature stable, LTCC base
- all welded construction
- leads attached for better solderability
- micro miniature coupler
- aqueous washable
- protected by US Patents 6,140,887 & 6,784,521

Applications

- VHF/UHF transmitters
- cellular



Generic photo used for illustration purposes only

CASE STYLE: AT1030

+RoHS Compliant

The +Suffix identifies RoHS Compliance. See our web site for RoHS Compliance methodologies and qualifications

Available Tape and Reel at no extra cost	
Reel Size	Devices/Reel
7"	20, 50, 100, 200
13"	500, 1000, 2000

Electrical Specifications at 25°C

Parameter	Condition (MHz)	Min.	Typ.	Max.	Unit
Frequency Range		10		1500	MHz
Mainline Loss	10-100		2.2	2.7	dB
	100-750		2.2	2.6	
	750-1500		2.3	3.2	
Nominal Coupling	10-1500		7.0±0.5		dB
Coupling Flatness(±)	10-1500			±0.5	dB
Directivity	10-100	20	32		dB
	100-750	15	29		
	750-1500	9	16		
VSWR	10-1500		1.4		dB
Input Power	10-100			0.5	W
	100-750			1.0	
	750-1500			1.0	

Maximum Ratings

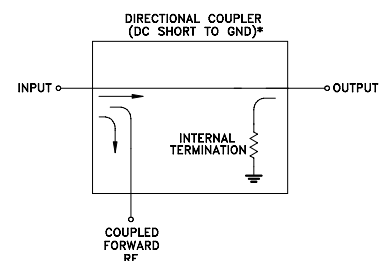
Parameter	Ratings
Operating Temperature	-40°C to 85°C
Storage Temperature	-55°C to 100°C

Permanent damage may occur if any of these limits are exceeded.

Pin Connections

Function	Pin Number
INPUT	3
OUTPUT	4
COUPLED	1
GROUND	2
ISOLATE (DO NOT USE)	6

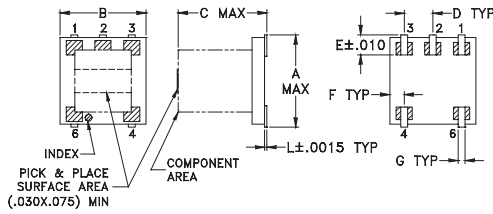
Electrical Schematic



* ELECTRICAL SCHEMATIC IS FOR DIRECTIONAL COUPLER WITH INTERNAL TRANSFORMER(S) THAT ROUTES DC FROM RF PORTS TO GROUND.



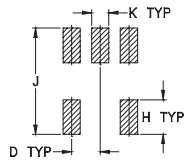
Outline Drawing



Outline Dimensions (inch/mm)

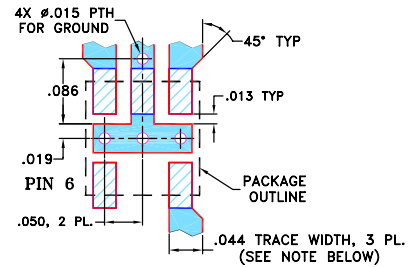
A	B	C	D	E	F	G	H	J	K	L	wt
.166	.150	.155	.050	.037	.025	.012	.060	.184	.030	.004	grams
4.22	3.81	3.94	1.27	0.94	0.64	0.30	1.52	4.67	0.76	0.10	0.10

PCB Land Pattern



Suggested Layout,
Tolerance to be within ±.002

Demo Board MCL P/N: TB-278 Suggested PCB Layout (PL-150)

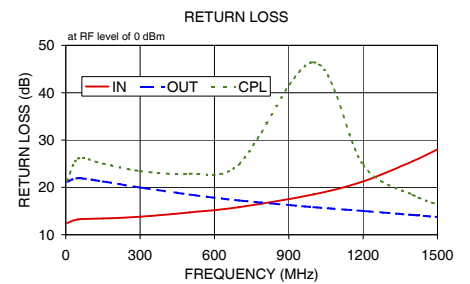
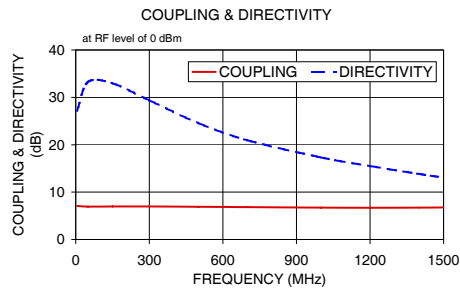
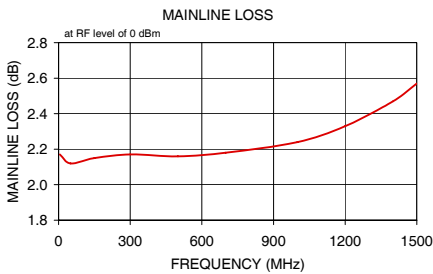


- NOTES: 1. TRACE WIDTH IS SHOWN FOR ROGERS RO4350B WITH DIELECTRIC THICKNESS 0.020 ± 0.0015 ”; COPPER: 1/2 OZ. EACH SIDE. FOR OTHER MATERIALS TRACE WIDTH MAY NEED TO BE MODIFIED.
2. BOTTOM SIDE OF THE PCB IS CONTINUOUS GROUND PLANE.

- DENOTES PCB COPPER LAYOUT WITH SMOBC (SOLDER MASK OVER BARE COPPER)
- DENOTES COPPER LAND PATTERN FREE OF SOLDER MASK

Typical Performance Data

Frequency (MHz)	Mainline Loss (dB) In-Out	Coupling (dB) In-Cpl	Directivity (dB)	Return Loss (dB)		
				In	Out	Cpl
5.00	2.17	7.07	27.17	12.45	21.18	21.33
50.00	2.12	6.92	33.24	13.24	21.93	26.08
150.00	2.15	6.97	32.95	13.44	21.26	25.04
300.00	2.17	6.98	29.37	13.82	19.97	23.43
500.00	2.16	6.91	24.56	14.71	18.49	22.88
700.00	2.18	6.84	20.96	15.84	17.26	24.92
1000.00	2.24	6.72	17.31	18.52	15.82	46.44
1200.00	2.33	6.69	15.48	21.27	15.02	24.76
1400.00	2.47	6.72	13.83	25.55	14.19	18.44
1500.00	2.57	6.76	13.09	28.03	13.74	16.40



Additional Notes

- A. Performance and quality attributes and conditions not expressly stated in this specification document are intended to be excluded and do not form a part of this specification document.
- B. Electrical specifications and performance data contained in this specification document are based on Mini-Circuit's applicable established test performance criteria and measurement instructions.
- C. The parts covered by this specification document are subject to Mini-Circuits standard limited warranty and terms and conditions (collectively, "Standard Terms"); Purchasers of this part are entitled to the rights and benefits contained therein. For a full statement of the Standard Terms and the exclusive rights and remedies thereunder, please visit Mini-Circuits' website at www.minicircuits.com/MCLStore/terms.jsp

Looking for pricing, stock, or lifecycle information?

Click below to explore more details on WIN SOURCE:

 [View DBTC-7-152L+ on WIN SOURCE](#)

 [Mini-Circuits Information](#)

Optimize Your Supply Chain with WIN SOURCE Solutions

-  Global Sourcing Solution
-  Obsolete Management
-  Cost Control Management
-  Shortage Management
-  Alternative Solution
-  Excess Inventory Management