





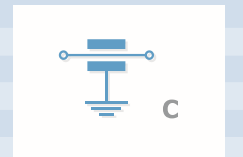
**THE DATASHEET OF
SFAAC2000103MX0**





Electrical Details

Electrical Configuration	C Filter
Capacitance Measurement	@ 1000hr Point
Current Rating	10A
Insulation Resistance (IR)	10GΩ or 1000ΩF
Temperature Rating	-55°C to +125°C
Ferrite Inductance (Typical)	Not Applicable



Mechanical Details

Head (A/F)	4mm (0.157")
Nut A/F	Not Applicable
Washer diameter	Not Applicable
Mounting Torque	Not Applicable
Mounting Hole Diameter	4-40 UNC Class 2B tapped hole
Max. Panel Thickness	Not Applicable
Weight (Typical)	0.5g (0.017oz)
Finish	Silver plate on copper undercoat

Product Code	Capacitance (±20%) UOS	Dielectric	Rated Voltage (Vdc)	DWV (Vdc)	Typical No-Load Insertion Loss (dB)					
					0.01MHz	0.1MHz	1MHz	10MHz	100MHz	1GHz
*SFAAC5000100ZC	10pF -20% / +80%	COG/NP0	500#	750	-	-	-	-	-	4
SFAAC5000150ZC	15pF -20% / +80%				-	-	-	-	-	7
SFAAC5000220ZC	22pF -20% / +80%				-	-	-	-	-	10
SFAAC5000330ZC	33pF -20% / +80%				-	-	-	-	-	12
*SFAAC5000470ZC	47pF -20% / +80%				-	-	-	-	1	15
*SFAAC5000680MC	68pF				-	-	-	-	2	18
*SFAAC5000101MC	100pF				-	-	-	-	4	22
SFAAC5000151MC	150pF				-	-	-	-	7	25
*SFAAC5000221MC	220pF				-	-	-	-	10	29
*SFAAC5000331MC	330pF				-	-	-	-	13	33
*SFAAC5000471MX	470pF	†X7R	500#	750	-	-	-	1	16	35
SFAAC5000681MX	680pF				-	-	-	2	19	36
*SFAAC5000102MX	1.0nF	X7R	200	500	-	-	-	4	23	41
SFAAC5000152MX	1.5nF				-	-	-	7	26	45
*SFAAC5000222MX	2.2nF				-	-	-	10	30	50
SFAAC5000332MX	3.3nF				-	-	-	13	33	52
*SFAAC5000472MX	4.7nF				-	-	1	16	36	55
*SFAAC5000682MX	6.8nF				-	-	2	19	39	57
*SFAAC5000103MX	10nF				-	-	4	22	41	60
*SFAAC5000153MX	15nF				-	-	7	25	44	62
*SFAAC5000223MX	22nF				-	-	10	29	46	65
SFAAC5000333MX	33nF				-	-	13	33	48	68
*SFAAC2000473MX	47nF		100	250	-	4	22	41	57	>70
SFAAC2000683MX	68nF		50	125	-	7	25	45	60	>70
*SFAAC1000104MX	100nF									
*SFAAC0500154MX	150nF									

Also rated for operation at 115Vac 400Hz. Self heating will occur - evaluation in situ recommended. * Recommended values. † Also available in COG/NP0.

Ordering Information - SFAAC range

SF	A	A	C	500	0333	M	X	O
Type	Case style	Thread	Electrical configuration	Voltage (dc)	Capacitance in picofarads (pF)	Tolerance	Dielectric	Hardware
Syfer Filter	4.0mm Hex Head	4-40 UNC	C = C Filter	050 = 50V 100 = 100V 200 = 200V 500 = 500V	First digit is 0. Second and third digits are significant figures of capacitance code. The fourth digit is number of zeros following Example: 0101 = 100pF 0332 = 3300pF	M = ±20% Z = -20+80%	C = COG/NP0 X = X7R	O = Without

Note: The addition of a 4-digit numerical suffix code can be used to denote changes to the standard part. Options include for example: change of finish / alternative voltage rating / non-standard intermediate capacitance values / test requirements. Please refer specific requests to the factory.

Looking for pricing, stock, or lifecycle information?

Click below to explore more details on WIN SOURCE:

 [View SFAAC2000103MX0 on WIN SOURCE](#)

 [Knowles Syfer](#) Information

Optimize Your Supply Chain with WIN SOURCE Solutions

-  Global Sourcing Solution
-  Obsolete Management
-  Cost Control Management
-  Shortage Management
-  Alternative Solution
-  Excess Inventory Management