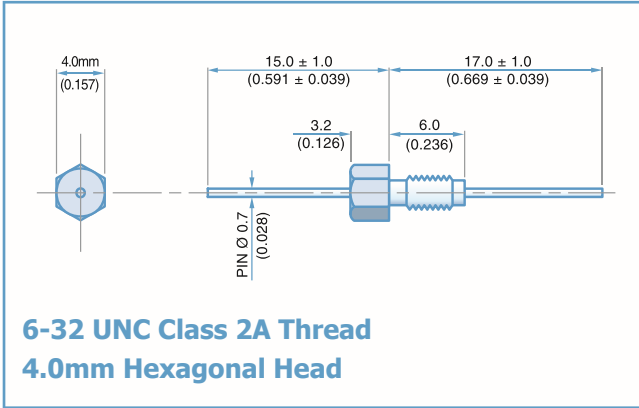




**THE DATASHEET OF
SFABC5000471MX0**





Electrical Details	
Electrical Configuration	C Filter
Capacitance Measurement	@ 1000hr Point
Current Rating	10A
Insulation Resistance (IR)	10GΩ or 1000ΩF
Temperature Rating	-55°C to +125°C
Ferrite Inductance (Typical)	Not Applicable
Mechanical Details	
Head (A/F)	4mm (0.157")
Nut A/F	4.75mm (0.187")
Washer diameter	6.9mm (0.272")
Mounting Torque	0.3Nm (2.65lbf in) max. if using nut 0.15Nm (1.32lbf in) max. into tapped hole
Mounting Hole Diameter	3.7mm ±0.1 (0.146" ±0.004")
Max. Panel Thickness	3.2mm (0.126")
Weight (Typical)	0.6g (0.02oz)
Finish	Silver plate on copper undercoat

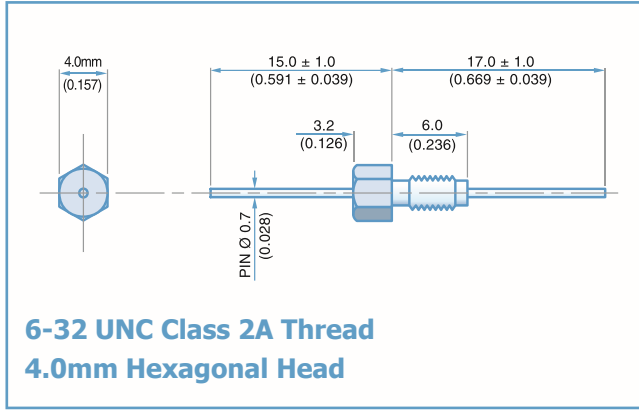

Product Code	Capacitance (±20%) UOS	Dielectric	Rated Voltage (Vdc)	DWV (Vdc)	Typical No-Load Insertion Loss (dB)					
					0.01MHz	0.1MHz	1MHz	10MHz	100MHz	1GHz
*SFABC5000100ZC	10pF -20% / +80%	COG/NPO	500#	750	-	-	-	-	-	4
SFABC5000150ZC	15pF -20% / +80%				-	-	-	-	-	7
SFABC5000220ZC	22pF -20% / +80%				-	-	-	-	-	10
SFABC5000330ZC	33pF -20% / +80%				-	-	-	-	-	12
*SFABC5000470ZC	47pF -20% / +80%				-	-	-	-	1	15
*SFABC5000680MC	68pF				-	-	-	-	2	18
*SFABC5000101MC	100pF				-	-	-	-	4	22
SFABC5000151MC	150pF				-	-	-	-	7	25
*SFABC5000221MC	220pF				-	-	-	-	10	29
*SFABC5000331MC	330pF				-	-	-	-	13	33
*SFABC5000471MX	470pF	†X7R	500#	750	-	-	-	1	16	35
SFABC5000681MX	680pF	-			-	-	2	19	36	
*SFABC5000102MX	1.0nF	X7R			-	-	-	4	23	41
SFABC5000152MX	1.5nF				-	-	-	7	26	45
*SFABC5000222MX	2.2nF				-	-	-	10	30	50
SFABC5000332MX	3.3nF				-	-	-	13	33	52
*SFABC5000472MX	4.7nF				-	-	1	16	36	55
SFABC5000682MX	6.8nF				-	-	2	19	39	57
*SFABC5000103MX	10nF				-	-	4	22	41	60
*SFABC5000153MX	15nF				-	-	7	25	44	62
*SFABC5000223MX	22nF		-	-	10	29	46	65		
SFABC5000333MX	33nF		-	-	13	33	48	68		
*SFABC2000473MX	47nF		200	500	-	1	16	35	50	70
SFABC2000683MX	68nF		-	2	19	39	54	>70		
*SFABC2000104MX	100nF		100	250	-	4	22	41	57	>70
*SFABC0500154MX	150nF		50	125	-	7	25	45	60	>70

Also rated for operation at 115Vac 400Hz. Self heating will occur - evaluation in situ recommended. * Recommended values. † Also available in COG/NPO.

Ordering Information - SFABC range

SF	A	B	C	500	0102	M	X	0
Type	Case style	Thread	Electrical configuration	Voltage (dc)	Capacitance in picofarads (pF)	Tolerance	Dielectric	Hardware
Syfer Filter	4.0mm Hex Head	6-32 UNC	C = C Filter	050 = 50V 100 = 100V 200 = 200V 500 = 500V	First digit is 0. Second and third digits are significant figures of capacitance code. The fourth digit is number of zeros following Example: 0101 = 100pF 0332 = 3300pF	M = ±20% Z = -20+80%	C = COG/NPO X = X7R	0 = Without 1 = With

Note: The addition of a 4-digit numerical suffix code can be used to denote changes to the standard part. Options include for example: change of finish / alternative voltage rating / non-standard intermediate capacitance values / test requirements. Please refer specific requests to the factory.



Electrical Details

Electrical Configuration	L-C Filter
Capacitance Measurement	@ 1000hr Point
Current Rating	10A
Insulation Resistance (IR)	10GΩ or 1000ΩF
Temperature Rating	-55°C to +125°C
Ferrite Inductance (Typical)	50nH



Mechanical Details

Head (A/F)	4.0mm (0.157")
Nut A/F	4.75mm (0.187")
Washer diameter	6.9mm (0.272")
Mounting Torque	0.3Nm (2.65lbf in) max. if using nut 0.15Nm (1.32lbf in) max. into tapped hole
Mounting Hole Diameter	3.7mm ±0.1 (0.146" ±0.004")
Max. Panel Thickness	3.2mm (0.126")
Weight (Typical)	0.6g (0.02oz)
Finish	Silver plate on copper undercoat

Product Code	Capacitance (±20%) UOS	Dielectric	Rated Voltage (Vdc)	DWV (Vdc)	Typical No-Load Insertion Loss (dB)					
					0.01MHz	0.1MHz	1MHz	10MHz	100MHz	1GHz
*SFABL5000100ZC	10pF -20% / +80%	COG/NP0	500#	750	-	-	-	-	-	6
SFABL5000150ZC	15pF -20% / +80%				-	-	-	-	-	9
SFABL5000220ZC	22pF -20% / +80%				-	-	-	-	-	12
SFABL5000330ZC	33pF -20% / +80%				-	-	-	-	1	15
*SFABL5000470ZC	47pF -20% / +80%				-	-	-	-	2	19
*SFABL5000680MC	68pF				-	-	-	-	4	20
*SFABL5000101MC	100pF				-	-	-	-	7	24
SFABL5000151MC	150pF				-	-	-	-	10	27
*SFABL5000221MC	220pF				-	-	-	-	12	30
*SFABL5000331MC	330pF				-	-	-	-	16	34
*SFABL5000471MX	470pF	†X7R	500#	750	-	-	-	2	19	38
SFABL5000681MX	680pF				-	-	-	3	22	41
*SFABL5000102MX	1.0nF	X7R	200	500	-	-	-	6	25	44
SFABL5000152MX	1.5nF				-	-	-	9	29	48
*SFABL5000222MX	2.2nF				-	-	-	12	31	51
SFABL5000332MX	3.3nF				-	-	-	15	35	54
*SFABL5000472MX	4.7nF				-	-	1	18	39	57
SFABL5000682MX	6.8nF				-	-	2	21	41	60
*SFABL5000103MX	10nF				-	-	4	23	43	63
*SFABL5000153MX	15nF				-	-	7	27	46	66
*SFABL5000223MX	22nF				-	-	10	30	48	68
SFABL5000333MX	33nF				-	-	13	34	50	70
*SFABL2000473MX	47nF		100	250	-	1	17	37	51	>70
SFABL2000683MX	68nF				-	2	20	40	55	>70
*SFABL1000104MX	100nF				-	4	22	44	60	>70
*SFABL0500154MX	150nF		50	125	-	7	25	47	62	>70

Also rated for operation at 115Vac 400Hz. Self heating will occur - evaluation in situ recommended. * Recommended values. † Also available in COG/NP0.

Ordering Information- SFABL range

SF	A	B	L	500	0333	M	X	0
Type	Case style	Thread	Electrical configuration	Voltage (dc)	Capacitance in picofarads (pF)	Tolerance	Dielectric	Hardware
Syfer Filter	4.0mm Hex Head	6-32 UNC	L = L-C Filter	050 = 50V 100 = 100V 200 = 200V 500 = 500V	First digit is 0. Second and third digits are significant figures of capacitance code. The fourth digit is number of zeros following Example: 0101 = 100pF 0332 = 3300pF	M = ±20% Z = -20+80%	C = COG/NP0 X = X7R	0 = Without 1 = With

Note: The addition of a 4-digit numerical suffix code can be used to denote changes to the standard part. Options include for example: change of finish / alternative voltage rating / non-standard intermediate capacitance values / test requirements. Please refer specific requests to the factory.

Looking for pricing, stock, or lifecycle information?

Click below to explore more details on WIN SOURCE:

- ⊖ [View SFABC5000471MX0 on WIN SOURCE](#)
- ⊖ [Knowles Syfer Information](#)

Optimize Your Supply Chain with WIN SOURCE Solutions

- ✓ Global Sourcing Solution
- ✓ Obsolete Management
- ✓ Cost Control Management
- ✓ Shortage Management
- ✓ Alternative Solution
- ✓ Excess Inventory Management