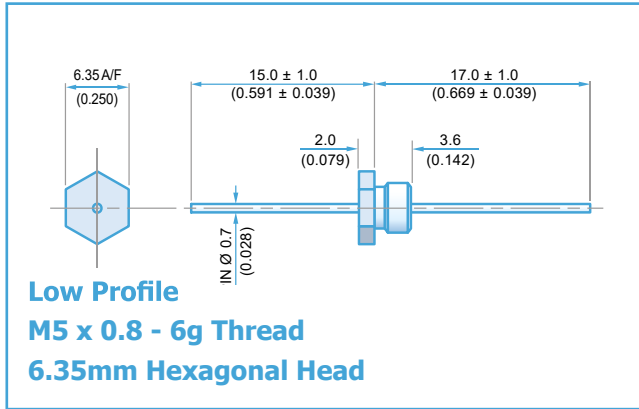
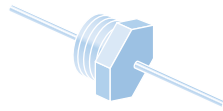




**THE DATASHEET OF
SFTMC2000103MX0**





Electrical Details

Electrical Configuration	C Filter	
Capacitance Measurement	@ 1000hr Point	
Current Rating	10A	
Insulation Resistance (IR)	10GΩ or 1000ΩF	
Temperature Rating	-55°C to +125°C	
Ferrite Inductance (Typical)	Not Applicable	

Mechanical Details

Head A/F	6.35mm (0.250")
Nut A/F	N/A. For use in tapped hole
Washer Diameter	N/A
Mounting Torque	0.3Nm (2.65lbf in) max.
Mounting Hole	M5 x 0.8 - 6h
Max. Panel Thickness	N/A
Weight (Typical)	1.2g (0.04oz)
Finish	Silver plate on copper undercoat

Product Code	Capacitance (±20%) UOS	Dielectric	Rated Voltage (Vdc)	DWV (Vdc)	Typical No-Load Insertion Loss (dB)								
					0.01MHz	0.1MHz	1MHz	10MHz	100MHz	1GHz			
*SFTMC5000100ZC	10pF -20% / +80%	COG/NP0	500#	750						4			
SFTMC5000150ZC	15pF -20% / +80%											7	
*SFTMC5000220ZC	22pF -20% / +80%											10	
*SFTMC5000330ZC	33pF -20% / +80%											12	
*SFTMC5000470ZC	47pF -20% / +80%										1	15	
SFTMC5000680MC	68pF										2	18	
*SFTMC5000101MC	100pF										4	22	
*SFTMC5000151MC	150pF										7	25	
*SFTMC5000221MX	220pF										10	29	
SFTMC5000331MX	330pF										13	33	
*SFTMC5000471MX	470pF				+X7R					1	16	35	
SFTMC5000681MX	680pF									2	19	39	
*SFTMC5000102MX	1.0nF	X7R	200	500				4	23	41			
SFTMC5000152MX	1.5nF									7	26	45	
*SFTMC5000222MX	2.2nF									10	30	50	
SFTMC5000332MX	3.3nF									13	33	52	
*SFTMC5000472MX	4.7nF									1	16	36	55
*SFTMC5000682MX	6.8nF									2	19	39	57
*SFTMC5000103MX	10nF									4	22	41	60
SFTMC5000153MX	15nF									7	25	44	62
*SFTMC5000223MX	22nF									10	29	46	65
SFTMC5000333MX	33nF									13	33	48	68
*SFTMC2000473MX	47nF								1	16	35	50	70
*SFTMC2000683MX	68nF								2	19	39	54	>70
*SFTMC1000104MX	100nF					4	22	41	57	>70			
*SFTMC0500154MX	150nF					7	25	45	60	>70			

Also rated for operation at 115Vac 400Hz. Self-heating will occur – evaluation in situ recommended. * Recommended values. † Also available in COG/NP0.



Ordering Information - SFTMC range

SF	T	M	C	500	0101	M	C	0
Type	Case style	Thread	Electrical configuration	Voltage (dc)	Capacitance in picofarads (pF)	Tolerance	Dielectric	Nuts & Washers
Syfer Filter	6.35mm Hex. Head Low Profile	M5	C = C Filter	050 = 50V 100 = 100V 200 = 200V 500 = 500V	First digit is 0. Second and third digits are significant figures of capacitance code. The fourth digit is number of zeros following Example: 0101 = 100pF 0332 = 3300pF	M = ±20% Z = -20+80%	C = COG/NP0 X = X7R	0 = Without

Note: The addition of a 4-digit numerical suffix code can be used to denote changes to the standard part. Options include for example: change of finish / alternative voltage rating / non-standard intermediate capacitance values / test requirements. Please refer specific requests to the factory.

Looking for pricing, stock, or lifecycle information?

Click below to explore more details on WIN SOURCE:

-  [View SFTMC2000103MX0 on WIN SOURCE](#)
-  [Knowles Syfer Information](#)

Optimize Your Supply Chain with WIN SOURCE Solutions

-  Global Sourcing Solution
-  Obsolete Management
-  Cost Control Management
-  Shortage Management
-  Alternative Solution
-  Excess Inventory Management