

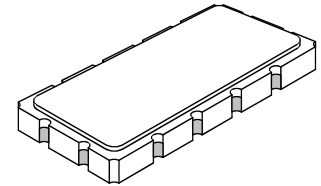


**THE DATASHEET OF  
SF2229A**



**SF2229A**

**70 MHz  
SAW Filter**



**SM13365-12**

- Precision IF SAW Filter
- Hermetic 13.3 x 6.5 mm Surface-mount Case
- Complies with Directive 2002/95/EC (RoHS)
- Moisture Sensitivity Level: 1

**Absolute Maximum Ratings**

Rating	Value	Units
Maximum Incident Power in Passband	+20	dBm
Maximum DC Voltage on any Non-ground Terminal	10	VDC
Storage Temperature Range of Component	-55 to +95	°C
Storage Temperature Range in Tape and Reel	-40 to +85	°C
Suitable for Lead-free Soldering - Maximum Soldering Profile	260 °C for 30 s	

**Electrical Characteristics**

Characteristic	Sym	Notes	Min	Typ	Max	Units
Center Frequency	$f_C$		69.9	70.0	70.1	MHz
1 dB Bandwidth	$BW_1$		0.8	0.92		
3 dB Bandwidth	$BW_3$		1.1	1.2		
40 dB Bandwidth	$BW_{40}$			2.2	2.3	
Insertion Loss	IL			10.5	12.0	dB
Amplitude Ripple, $f_C \pm 0.3$ MHz				0.7	1.2	dB <sub>p-p</sub>
Group Delay Ripple, $f_C \pm 0.3$ MHz				350	400	ns <sub>p-p</sub>
Relative Attenuation:						dB
10 to 65 MHz			45	55		
75 to 200 MHz			45	55		
Operating Temperature Range			-55		+95	°C
Frequency Temperature Coefficient				-94		ppm/°C

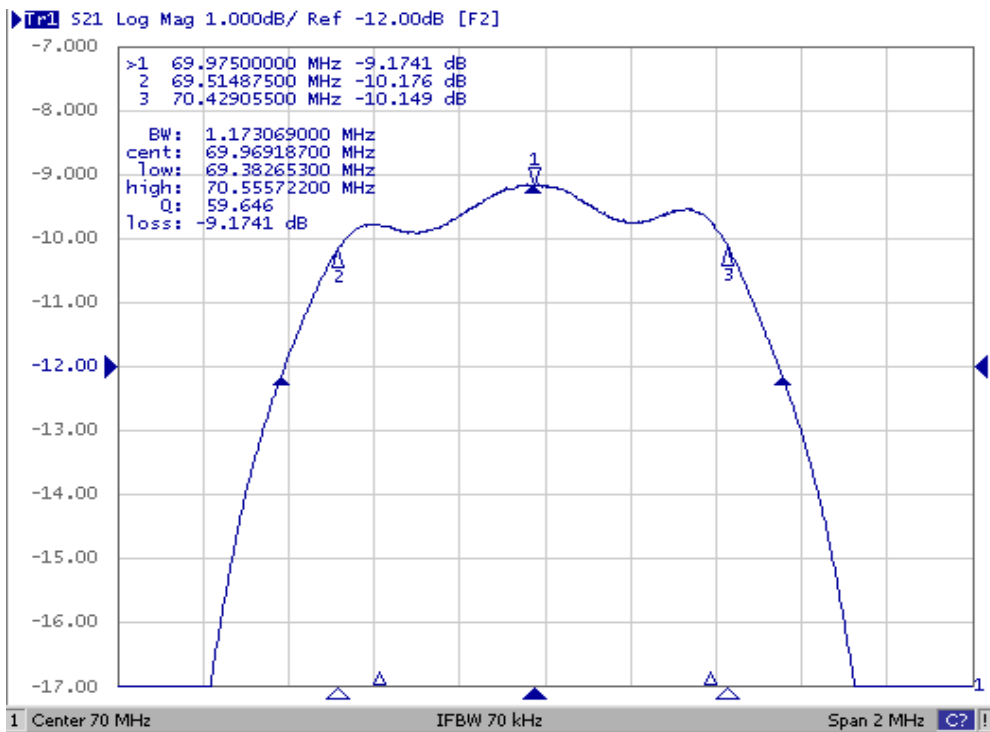
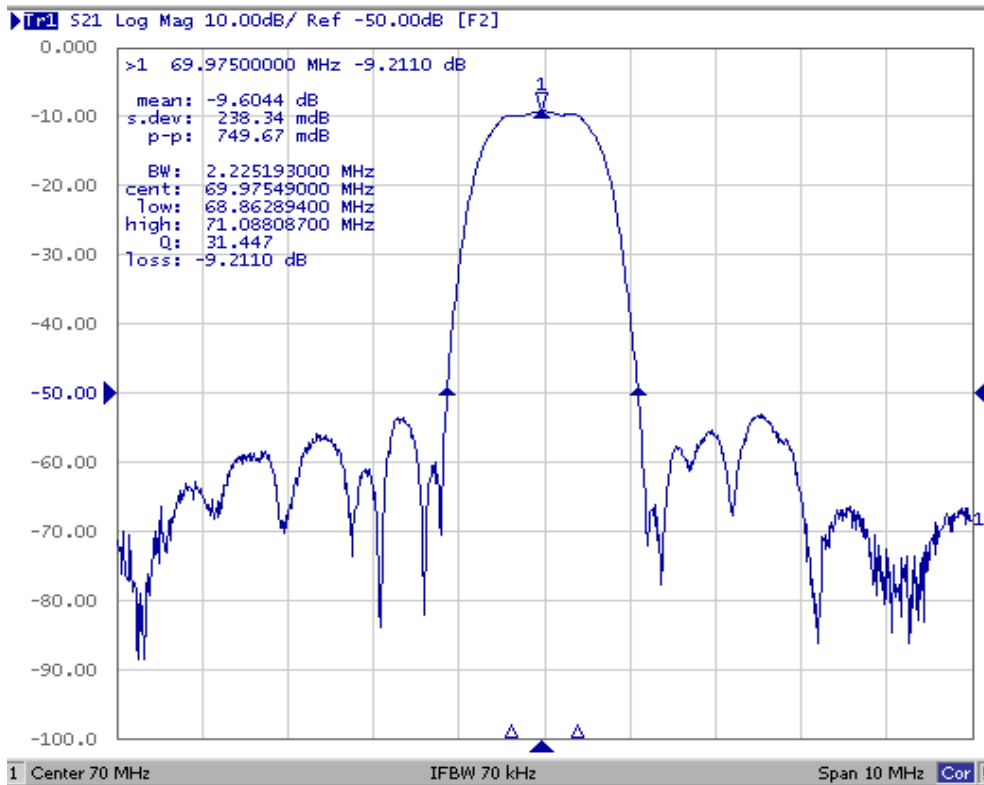
Impedance Matching to 50 $\Omega$ Unbalanced Source/Load	External L-C
Case Style	SM13365-12 13.3 x 6.5 mm Nominal Footprint
Lid Symbolization (YY = year, WW = week, S = shift, ## =Sequence Code)	RFM, SF2229A, YYWWS##

 **CAUTION: Electrostatic Sensitive Device. Observe precautions for handling.**

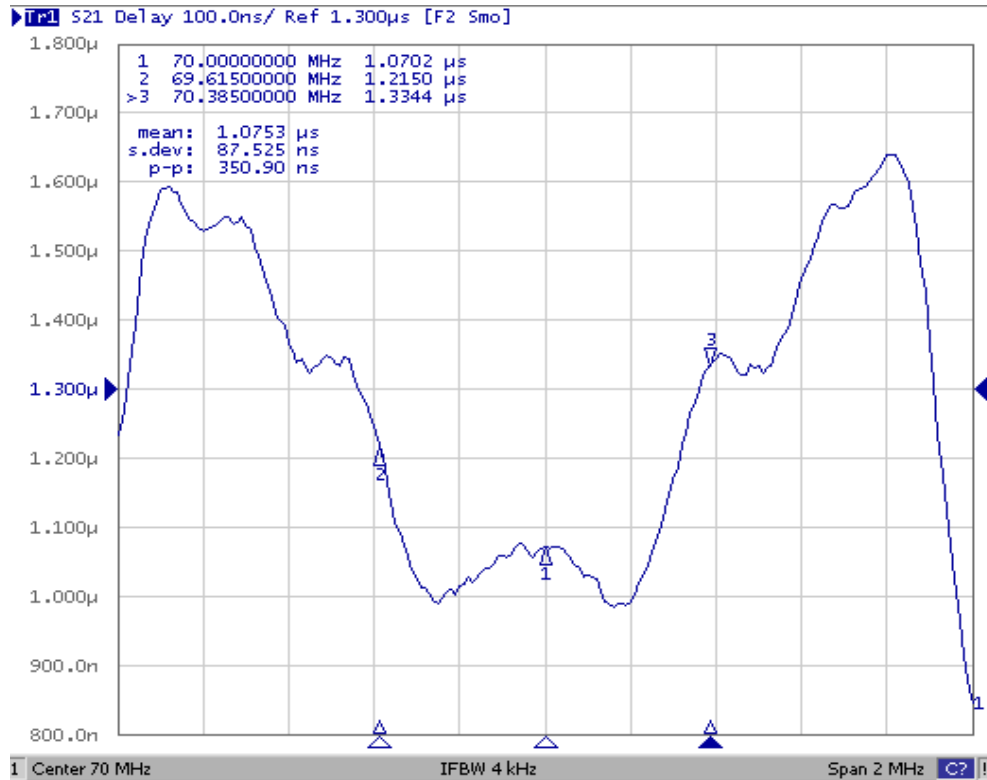
**NOTES:**

1. The design, manufacturing process, and specifications of this device are subject to change.
2. US or International patents may apply.
3. RoHS compliant from the first date of manufacture.

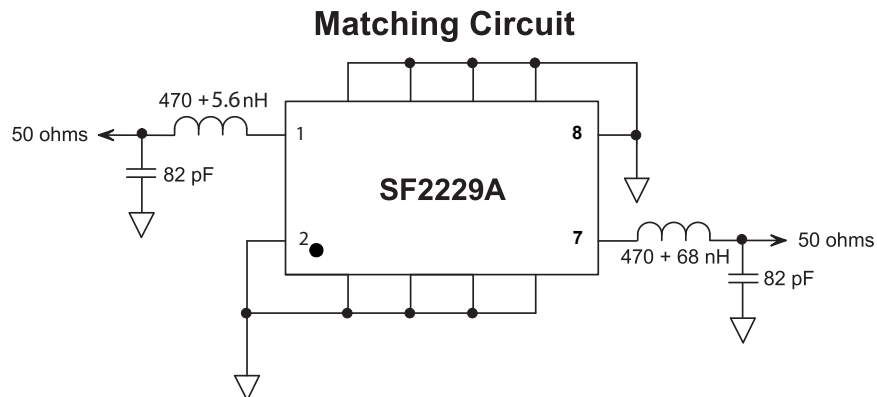
# Filter Amplitude Response Plots



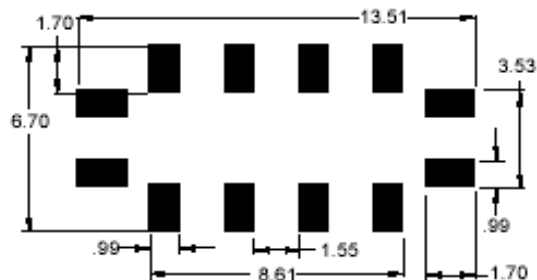
## Filter Group Delay Plot



## Tuning Component Values

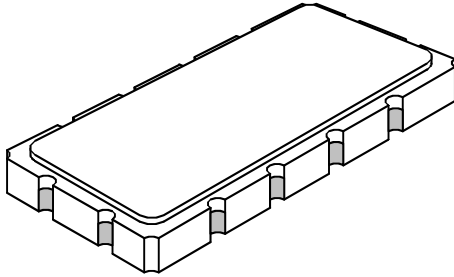


## PCB Pad Layout



# SM13365-12 Ceramic Surface-mount 12-Terminal Case

## 13.3 x 6.5 mm Nominal Footprint



### Case Dimensions

Dimension	mm			Inches		
	Min	Nom	Max	Min	Nom	Max
A	13.10	13.30	13.50	0.516	0.524	0.531
B	6.30	6.50	6.70	0.248	0.256	0.264
C			1.80			0.071
D		1.50			0.059	
E		0.80			0.031	
H		0.80			0.031	
P		2.54			0.100	

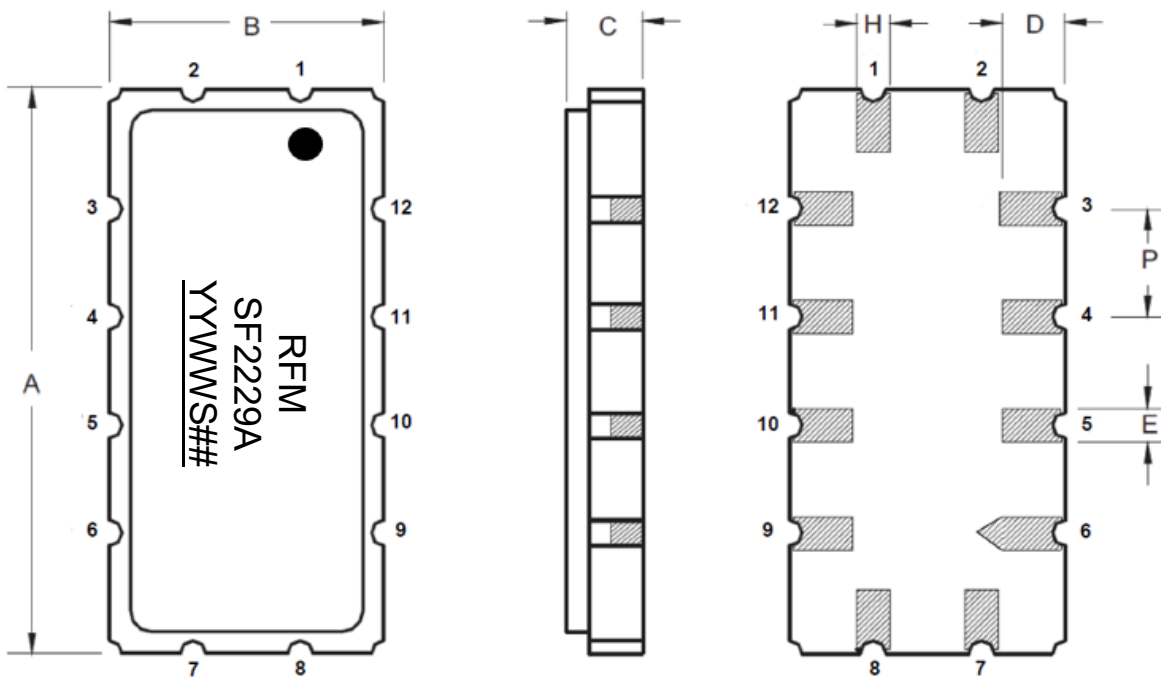
### Electrical Connections

Connection	Terminals
Input	1
Input Ground	2
Output	7
Output Ground	8
Case Ground	3, 4, 5, 6, 9, 10, 11, 12

### Case Material

Materials	
Solder Pad Plating	0.3 to 1.0 $\mu\text{m}$ Gold over 1.27 to 8.89 $\mu\text{m}$ Nickel
Lid Plating	2.0 to 3.0 $\mu\text{m}$ Nickel
Body	$\text{Al}_2\text{O}_3$ Ceramic

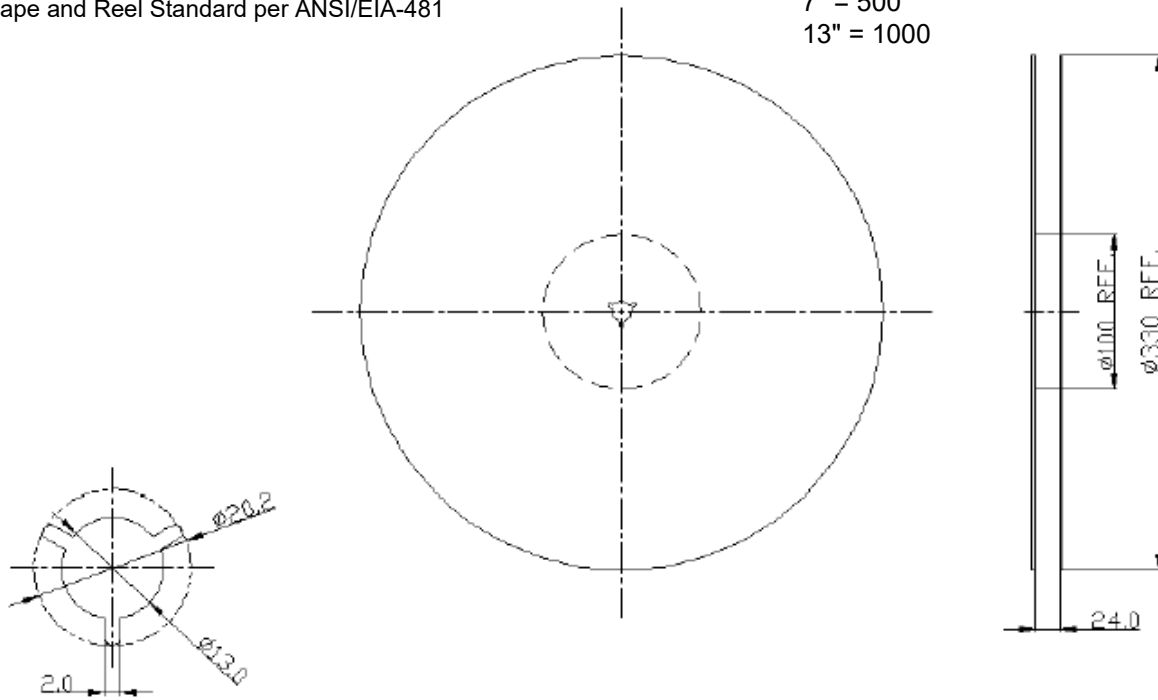
### Case Outline Drawing



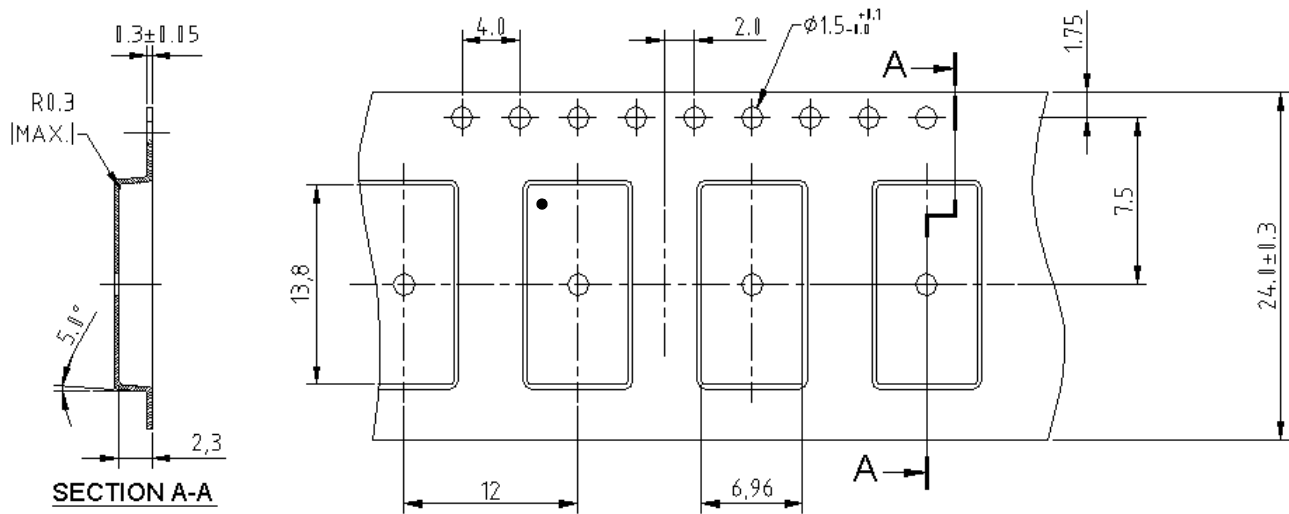
# Tape and Reel Specifications

Tape and Reel Standard per ANSI/EIA-481

Reel Count:  
7" = 500  
13" = 1000

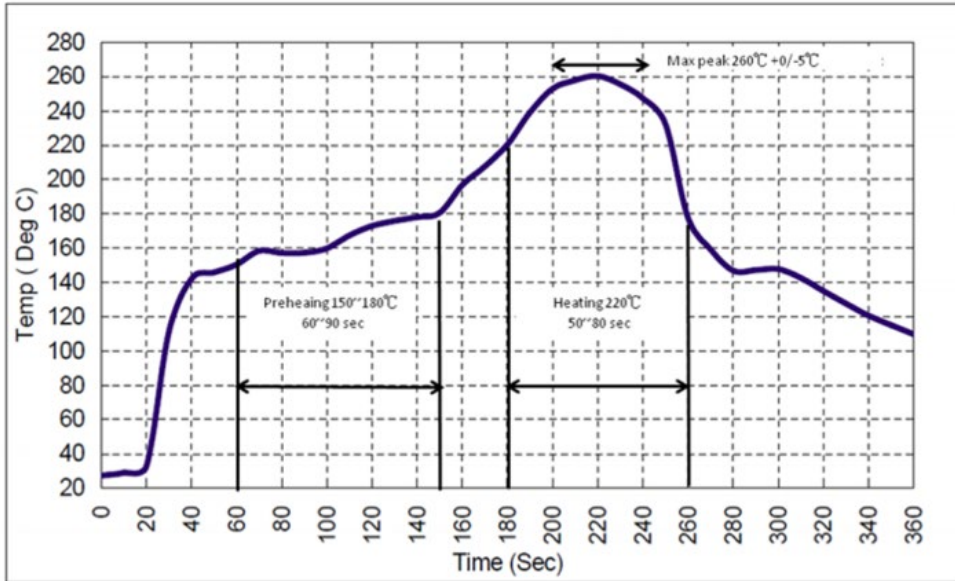


## 13.3X6.5



## Recommended Reflow Profile

1. Preheating shall be fixed at 150~180°C for 60~90 seconds.
2. Ascending time to preheating temperature 150°C shall be 30 seconds min.
3. Heating shall be fixed at 220°C for 50~80 seconds and at 260°C +0/-5°C peak (10 seconds).
4. Time: 5 times maximum.



## Looking for pricing, stock, or lifecycle information?

Click below to explore more details on WIN SOURCE:

 [View SF2229A on WIN SOURCE](#)

 [RF Monolithics, Inc Information](#)

## Optimize Your Supply Chain with WIN SOURCE Solutions

-  Global Sourcing Solution
-  Obsolete Management
-  Cost Control Management
-  Shortage Management
-  Alternative Solution
-  Excess Inventory Management