



**THE DATASHEET OF  
SLF7030T-6R8M1R5-PF**



# SMD Inductors(Coils) For Power Line(Wound, Magnetic Shielded)

Conformity to RoHS Directive

## SLF Series SLF7030

### FEATURES

- The SLF series are characterized by low profile, low DC resistance, and high current handling capacities.
- Because they are magnetically shielded, these parts can be used in high-density mounting configurations.
- Flat bottom surface ensures secure, reliable mounting.
- Provided in embossed carrier tape packaging for use with automatic mounting machines.

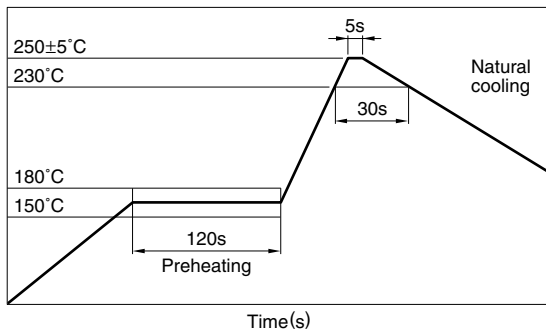
### APPLICATIONS

Portable telephones, personal computers, hard disk drives, and other electronic equipment.

### SPECIFICATIONS

Operating temperature range	-20 to +85°C [Including self-temperature rise]
Storage temperature range	-40 to +85°C[Unit of products]

### RECOMMENDED REFLOW SOLDERING CONDITIONS



### PRODUCT IDENTIFICATION

SLF	7030	T-	220	M	R86	-	PF
(1)	(2)	(3)	(4)	(5)	(6)	(7)	

(1) Series name

(2) Dimensions

7030	7.0×7.0×3.0mm (L×W×T)
------	-----------------------

(3) Packaging style

T	Taping(reel)
---	--------------

(4) Inductance value

3R3	3.3μH
100	10μH

(5) Inductance tolerance

M	±20%
---	------

(6) Rated current

1R8	1.8A
R86	0.86A

(7) Lead-free compatible product

PF	Lead-free compatible product
----	------------------------------

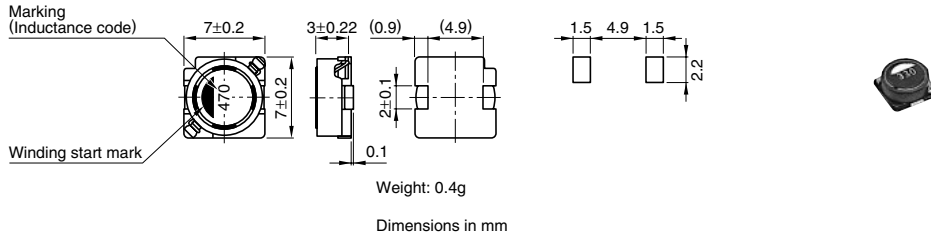
### PACKAGING STYLE AND QUANTITIES

Packaging style	Quantity
Taping	1000 pieces/reel

• Conformity to RoHS Directive: This means that, in conformity with EU Directive 2002/95/EC, lead, cadmium, mercury, hexavalent chromium, and specific bromine-based flame retardants, PBB and PBDE, have not been used, except for exempted applications.

• All specifications are subject to change without notice.

## SHAPES AND DIMENSIONS/RECOMMENDED PC BOARD PATTERN



## ELECTRICAL CHARACTERISTICS

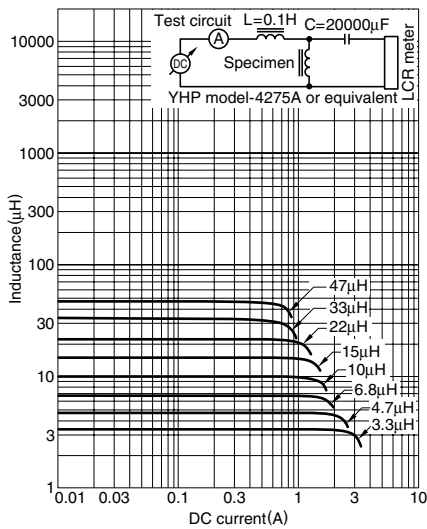
Inductance (μH)	Inductance tolerance	Test frequency L (kHz)	DC resistance (Ω)±20%	Rated current (A)*max.	Part No.
3.3	±20%	100	0.023	1.8	SLF7030T-3R3M1R8-PF
4.7	±20%	100	0.036	1.6	SLF7030T-4R7M1R6-PF
6.8	±20%	100	0.041	1.5	SLF7030T-6R8M1R5-PF
10	±20%	100	0.053	1.3	SLF7030T-100M1R3-PF
15	±20%	100	0.084	1	SLF7030T-150M1R0-PF
22	±20%	100	0.11	0.86	SLF7030T-220MR86-PF
33	±20%	100	0.16	0.65	SLF7030T-330MR65-PF
47	±20%	100	0.24	0.57	SLF7030T-470MR57-PF
68	±20%	100	0.31	0.49	SLF7030T-680MR49-PF
100	±20%	100	0.45	0.35	SLF7030T-101MR35-PF

\* Rated current: Value obtained that the nominal value of inductance has fallen by 10% and the temperature rise specifications.

- Test equipment L: 4194A IMPEDANCE/GAIN-PHASE ANALYZER HP, or equivalent (Measured at 100kHz/0.5V)  
Rdc: MATSUSHITA, VP-2941A DIGITAL MILLIOHM METER, or equivalent

## TYPICAL ELECTRICAL CHARACTERISTICS

### INDUCTANCE CHANGE vs. DC SUPERPOSITION CHARACTERISTICS



## Looking for pricing, stock, or lifecycle information?

Click below to explore more details on WIN SOURCE:

- ⊖ [View SLF7030T-6R8M1R5-PF on WIN SOURCE](#)
- ⊖ [TDK Corporation Information](#)

## Optimize Your Supply Chain with WIN SOURCE Solutions

- ✓ Global Sourcing Solution
- ✓ Obsolete Management
- ✓ Cost Control Management
- ✓ Shortage Management
- ✓ Alternative Solution
- ✓ Excess Inventory Management