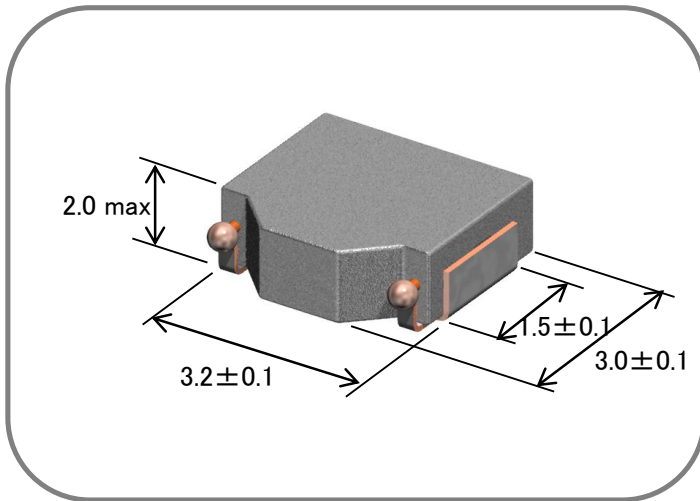




**THE DATASHEET OF  
SPM3020T-R47M-CA02**



## Component Image & Dimension



## Features

- a) Small Footprint and Low Profile Design :  
Footprint : 3.2 x 3.0 mm Typ.  
Height : 2.0mm Max.
- b) High Power Handling Capability :  
Small Copper Loss  
Using Large Saturation Induction of Fe- based metals
- c) Flat inductance performance over temperature based on the high curie temperature of the iron powder core material.
- d) Automatic Mounting in Tape&Reel Package.

## Applications

Note Book & Mobile Computer, VRM, Cellular Phone, HDD, Car accesories etc.

## Electrical Specification ( Provisional value )

TDK Identification	Inductance		Test Freq. (kHz)	DC Resistance		Rated DC Current		
	at 0A (uH)	Tol. (%)		Spec. (m-Ohm)	Typ. (m-Ohm)	Idc 1 (A) max.	Idc 1 (A) typ.	Idc 2 (A) typ.
SPM3020T- R47M	0.47	+/-20%	100	28.9max	26.3	6.7	9.0	4.8
SPM3020T- 1R0M	1.0	+/-20%	100	42.2max	38.4	4.7	6.3	3.8
SPM3020T- 1R5M	1.5	+/-20%	100	64.8max	58.9	3.3	4.4	3.4
SPM3020T- 2R2M	2.2	+/-20%	100	90.0max	81.9	3.9	3.0	2.8
SPM3020T- 3R3M	3.3	+/-20%	100	127.2max	115.6	2.6	3.5	2.2
SPM3020T- 4R7M	4.7	+/-20%	100	173.0max	157.3	2.2	2.9	1.9

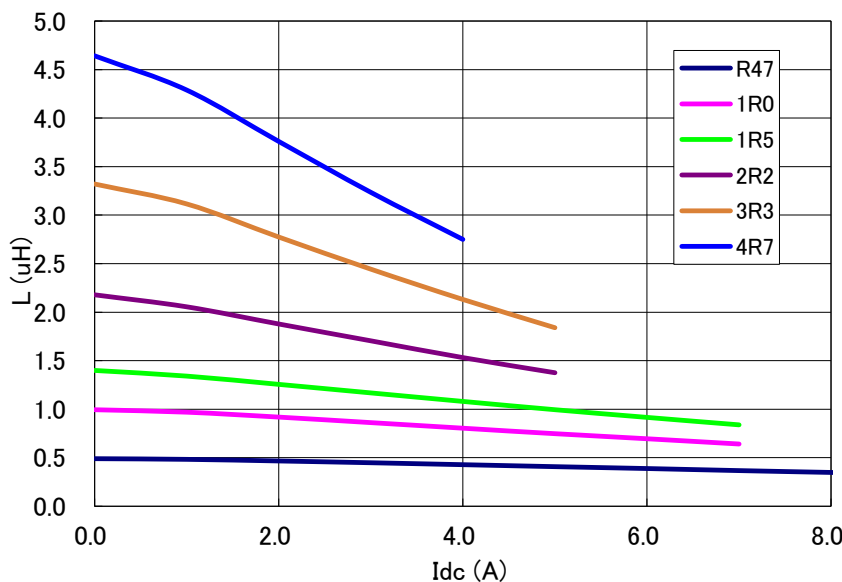
Note. Idc 1 : Based on the inductance change.(-30% Reduction from Nominal L Value )

Idc 2 : Based on the self temperature rise. (+40 deg typ.)

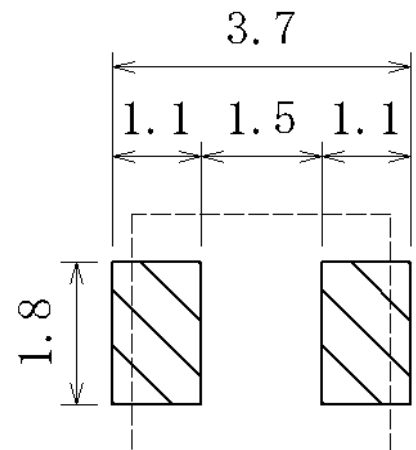
Operating Temperature Range: -40 °C ~ +125 °C (including self temperature rise)

**Caution: Please contact our sales person when you consider organic solvent or aqueous cleaning.**

## Inductance vs. DC Superposition



## Recommended pad layout



## Looking for pricing, stock, or lifecycle information?

Click below to explore more details on WIN SOURCE:

- ⊖ [View SPM3020T-R47M-CA02 on WIN SOURCE](#)
- ⊖ [TDK Corporation](#) Information

## Optimize Your Supply Chain with WIN SOURCE Solutions

- ✓ Global Sourcing Solution
- ✓ Obsolete Management
- ✓ Cost Control Management
- ✓ Shortage Management
- ✓ Alternative Solution
- ✓ Excess Inventory Management