



**THE DATASHEET OF
SM631GX2-BA**





Embedded Storage

FerriSSD[®] SATA BGA SSD

Bx Series

Datasheet

(Simplified Edition)

Document Confidentiality Statement

The information contained in these documents is confidential, privileged and only for the information of the intended recipient and should not be disclosed to any other person. It may not be used, published or redistributed in whole, or in part, nor may any of the information contained therein be disclosed without the prior written consent of Silicon Motion, Inc. and its affiliates (collectively "SMI").

The recipient hereby agrees that reading of this datasheet is strictly limited to her/him as authorized by SMI. If any statement, notice, requirement and/or disclaimer set forth hereunder is unacceptable, the recipient shall return this document to SMI's contact window without any delay or it is deemed to be agreed and accepted by the recipient and her/his representing companies, incorporations, or any legal entity of these statements, notices, requirements and/or disclaimers.

IMPORTANT NOTICE

INFORMATION IN THIS DOCUMENT IS PROVIDED IN CONNECTION WITH PRODUCTS OF SILICON MOTION, INC. AND ITS AFFILIATES (COLLECTIVELY "SMI"). ALL PRODUCT, PRODUCT SPECIFICATIONS AND DATA ARE SUBJECT TO CHANGE WITHOUT NOTICE TO IMPROVE RELIABILITY, FUNCTION OR DESIGN OR OTHERWISE. NO LICENSE, EXPRESS OR IMPLIED, BY ESTOPPEL OR OTHERWISE, TO ANY INTELLECTUAL PROPERTY RIGHTS IS GRANTED BY THIS DOCUMENT. EXCEPT AS PROVIDED IN SMI'S TERMS AND CONDITIONS OF SALE FOR SUCH PRODUCTS, SMI ASSUMES NO LIABILITY WHATSOEVER, AND SMI DISCLAIMS ANY EXPRESS OR IMPLIED WARRANTY, RELATING TO SALE AND/OR USE OF SMI PRODUCTS INCLUDING LIABILITY OR WARRANTIES FOR FITNESS FOR A PARTICULAR PURPOSE, MERCHANTABILITY, OR INFRINGEMENT OF ANY PATENT, COPYRIGHT OR OTHER INTELLECTUAL PROPERTY RIGHT.

SMI, its agents, and employees, and all persons acting on its or their behalf, disclaim any and all liability for any errors, inaccuracies or incompleteness contained in any datasheet or in any other disclosure relating to any product.

Statements regarding the suitability of products for certain types of applications are based on SMI's knowledge of typical requirements that are often placed on SMI's products in generic applications. Such statements are not binding statements about the suitability of products for a particular application. It is customer's responsibility to validate that a particular product with the properties described in the product specification and/or datasheet is suitable for use in a particular application.

SMI products are not intended for use in medical, life saving, life sustaining, critical control or safety systems, or in nuclear facility applications. SMI may make changes to specifications and product descriptions at any time, without notice. SMI may have patents or pending patent applications, trademarks, copyrights, or other intellectual property rights that relate to the presented subject matter. The furnishing of documents and other materials and information does not constitute any license, express or implied, by estoppel or otherwise, to any such patents, trademarks, copyrights, or other intellectual property rights. The information in this document is furnished for informational use only, is subject to change without notice, and should not be construed as a commitment by SMI. SMI assumes no responsibility or liability for any errors or inaccuracies that may appear in this document or any software that may be provided in association with this document. Except as permitted by the permitted use abovementioned, no part of this document may be reproduced, stored in a retrieval system, or transmitted in any form or by any means without the express written consent of SMI. Contact your local SMI sales office or your distributor to obtain the latest specifications and before placing your product order.

Silicon Motion and Silicon Motion logo are registered trademarks of SMI and/or its affiliates. Other brand names mentioned herein are for identification purposes only and may be trademarks and/or registered trademarks of their respective owners.

Revision History

Revision	Date	Description
0.1	Jan 13, 2012	Initial release
0.2	Feb 14, 2012	<ul style="list-style-type: none">• Updated Key Features (1.2)• Added Product Coding Rule (2.1)
0.3	Mar 30, 2012	Minor text update
0.4	May 4, 2012	Minor text update
0.5	May 30, 2012	Updated Key Features (1.2)
0.6	Jun 13, 2012	Minor text update
0.7	Jul 5, 2012	Minor text update
1.0	Sep 6, 2012	Formal release
1.1	Mar 11, 2013	Minor text update
1.2	Jul 26, 2013	Minor text update
1.3	Sep 30, 2013	Minor text update
1.4	Apr 1, 2014	Minor text update
1.5	Aug 7, 2014	Minor text update
1.6	Aug 20, 2014	Minor text update
1.7	Nov 11, 2014	Minor text update
1.8	Mar 18, 2015	Minor text update
1.9	Jul 22, 2015	Minor text update
2.0	Jan 8, 2018	Minor text update
2.1	Dec 26, 2018	Released the simplified edition

Table of Contents

1. Overview	5
1.1 Product Description	5
1.2 Key Features	5
1.3 Functional Description	7
1.4 Block Diagram	8
2. Ordering Information	9
2.1 Product Coding Rule	9
2.2 Top Marking.....	10

1. Overview

1.1 Product Description

Silicon Motion leverages the industry leading technologies and experiences introduce the fully integrated FerriSSD® single-chip Solid State Drive in small and light form factors for consumer applications such as tablets, navigation, thin-client, as well as a variety of embedded applications.

The FerriSSD SATA Series behaves like a SATA hard drive operating in a small multi-chip BGA form factor, featuring fast access time and enhanced endurance. Without any moving mechanical parts, the Solid State Drive provides a shock-protected and quiet-operating environment for mobile storage requirements. The combinations of Silicon Motion advanced technologies such as error correction, bad block management, and SSDLifeGuard® monitoring application enable the FerriSSD to deliver the most robust data integrity and protection in the market.

With high reliability, industry-leading performance and programmable firmware, the FerriSSD is the ultimate non-volatile storage solution that is easy to design and manufacture for today's fast-moving consumer and industrial applications.

1.2 Key Features

- Host Interface
 - Compliant with Serial ATA Revision 2.6 specification with 1.5Gbps/ 3.0Gbps interface rate
 - Compliant with ATA/ATAPI-8
 - Supports SATA Device Sleep (DevSleep)
 - Supports trim command with indeterminate pattern ¹
 - Supports partial/slumber power saving mode
 - Supports 48-bit Logical Block Addressing (LBA)
- Enhanced Data Reliability
 - Advanced Hardware BCH Error Correcting Code (ECC) Engine
 - StaticDataRefresh and EarlyRetirement technologies ensure the data reliability
- Robust Data Protection
 - Advanced system level protection against unstable power supply
 - Multiple data security zones
 - PowerShield and DataPhoenix technologies support power-down data protection and recovery
- SSD Status Monitoring
 - Supports Self-Monitoring, Analysis, and Reporting Technology (S.M.A.R.T.) commands

¹ The trim command is an option.

- Advanced Global Wear Leveling
 - Fully utilizes all memory blocks across management units/die(s)
 - Maximizes product lifespan with minimal wear leveling and write amplification overhead
- Advanced Security
 - Supports ATA8 security feature set
 - Supports real time Full Disk Encryption (FDE) with Advanced Encryption Standard (AES) 128/256-bit strength²
 - Supports hardware SHA-256 and True Random Number Generator (TRNG)²
- Supports customization (security features, hidden partition, special capacity, etc)
- Easy-to-Use
 - The Plug & Play device only requires format/fdisk prior to use
- Power Management
 - Power supply: 3.3V
 - Prevents data corruption in case of sudden power-off
 - Automatic sleep and wake-up mechanism to save power
- Temperature Range
 - Operating Temperature - Commercial : 0°C ~ 70°C
 - Operating Temperature - Industrial: -40°C ~ +85°C
 - Non-Operating and Storage Temperature: -55°C ~ +85°C
- Package
 - Small Form Factor: 16mm x 20mm
 - Green Package
 - RoHS Compliant

² The encryption function is an option. Refer to 2.1 product coding rule and FerriSSD selection guide for details.

1.3 Functional Description

Host Interface

Compliant with Serial ATA Revision 2.6 and ATA-8 specifications, the SATA interface supports data transfer modes PIO 0 to 4, Multiword DMA modes 0 to 2, and Ultra DMA modes up to UDMA 6. In addition, the high-speed interface implements SATA DEVSLP to save SATA I/O power consumption.

Data Transfer

The FerriSSD uses a superior DMA technology to transfer data between the host and the NAND flash interface. The DMA technology transfers data at a very high rate in both directions (read and write) and in doing so, effectively decreases the micro processor loading.

The flash controller enables multi-channel and interleaving for a multi-bank NAND flash connection to achieve optimal performance.

Error Correction

With multi-mode correction capability, the powerful ECC engine executes parity generation and error detection/correction features, and enhances decoding throughput and data reliability.

Data Security Option

Security commands can be used to lock and unlock the drive by password or through a hardware switch. For those users who require the highest level of security, the FerriSSD provides an option of full data encryption and secure erase within a short period of time. Incorporated various data encryption techniques, the FDE function eventually achieves confidential and secure data protection.

SMART Command

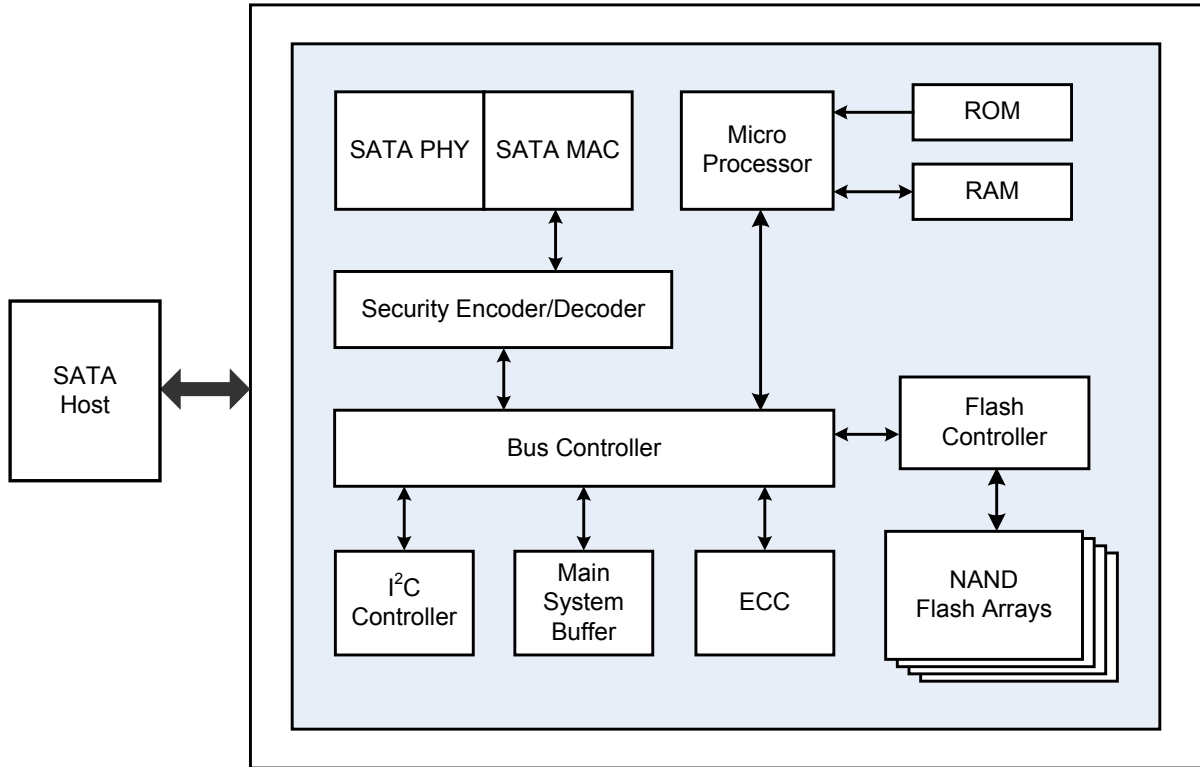
SMART commands allow users to read spare and bad block information. The users can thus evaluate drive health at run time and receive an early warning before the flash drive lifespan ends.

Power Management

The FerriSSD operates at 3.3V power supply with integrated voltage detectors for power fail protection. Utilizing a power-on reset (POR) circuit, the SSD provides a reset signal for the core logic after power on. Embedded PLL circuits run the system clock and the frequency can be programmed to fit different NAND flash timings.

1.4 Block Diagram

Figure 1: FerriSSD Single-Package SSD Block



2. Ordering Information

2.1 Product Coding Rule

Table 1: Product Code Definitions

Example: SM 6 5 1 G X 8 □ BD	
SM	Silicon Motion
6	Ferri Family
5	Type / Interface <ul style="list-style-type: none"> • 1 = CommercialFerri / SATA • 3 = EnterpriseFerri / SATA • 5 = XtendFerri / SATA
1	Encryption Function <ul style="list-style-type: none"> • 1 = Standard • 2 = Encryption Enabled
G	Package: MCM TFBGA
X	Operating Temperature <ul style="list-style-type: none"> • X: 0°C ~ 70°C (C-temp) • E: -40°C ~ +85°C (I-temp)
8	Capacity <ul style="list-style-type: none"> • 1 = 1GB • 2 = 2GB • 4 = 4GB • 8 = 8GB • A = 16GB • B = 32GB • C = 64GB
□	Space (for future use)
BA/BB/BC/BD	Product Revision
□	Blank (Indication for specified NAND vendor)

Note: See FerriSSD Product Selection Guide for specific ordering numbers.

2.2 Top Marking

Figure 2: FerriSSD Single-Packaged SSD Top Marking – BA (Example)

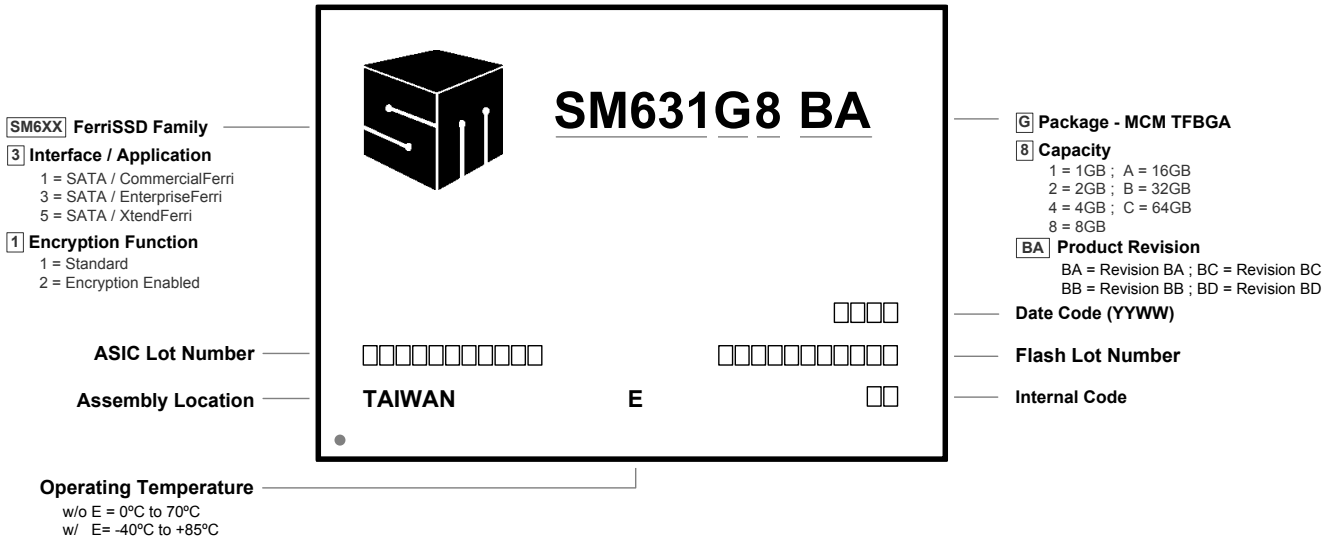
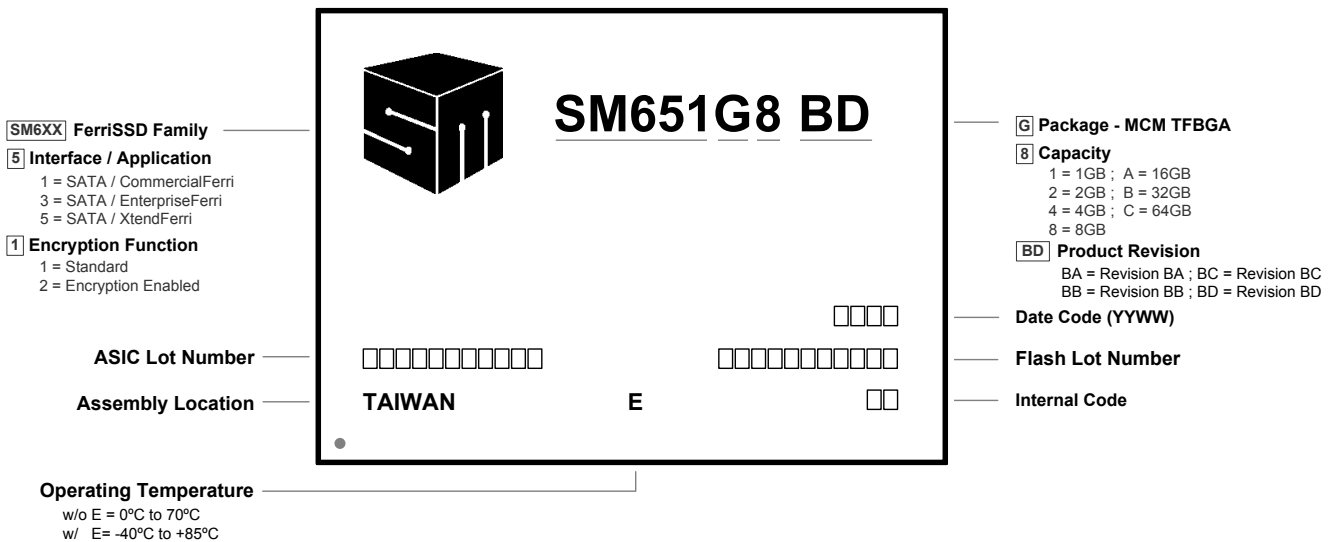




Figure 3: FerriSSD Single-Packaged SSD Top Marking – BD (Example)



Looking for pricing, stock, or lifecycle information?

Click below to explore more details on WIN SOURCE:

-  [View SM631GX2-BA on WIN SOURCE](#)
-  [Silicon Motion, Inc. Information](#)

Optimize Your Supply Chain with WIN SOURCE Solutions

-  Global Sourcing Solution
-  Obsolete Management
-  Cost Control Management
-  Shortage Management
-  Alternative Solution
-  Excess Inventory Management