



**THE DATASHEET OF
SM621GEB-BA**



SATA / PATA FerriSSD®

Single-Chip SSD



FerriSSD® Single-Chip SSD

The FerriSSD® is designed optimally for a wide range of embedded applications requiring faster access speed, small flexible form factor and reliable SATA/PATA storage. By combining industry proven controller technology, NAND flash and passive components into a small single BGA package, FerriSSD® simplifies design efforts, reduces time-to-market while protecting from NAND technology migration concerns.

The FerriSSD® family consists of the SATA and legacy PATA series featuring high throughput transfer rate with optional embedded DRAM to enhance data storage efficiency and high random read/write IOPS. The 4th generation FerriSSD leveraging Silicon Motion's most advanced technologies, including IntelligentScan, DataRefresh, high bandwidth LDPC ECC engine with SMI group RAID, and End-to-end data path protection to provide unsurpassed data integrity in a non-volatile storage device. All FerriSSD® series support 3D SLCmode, MLCmode, and TLCmode NAND flash options.

Key Features

End to End Data Path Protection

SMI's FerriSSDs incorporate full data error detection with recovery engines to provide enhanced data integrity throughout the entire Host-to-NAND-to-Host data path. The FerriSSD® data recovery algorithm can effectively detect any error in the SSD data path, including hardware (i.e. ASIC) errors, firmware errors and memory errors arising in SRAM, DRAM or NAND.

Write flow w / encode



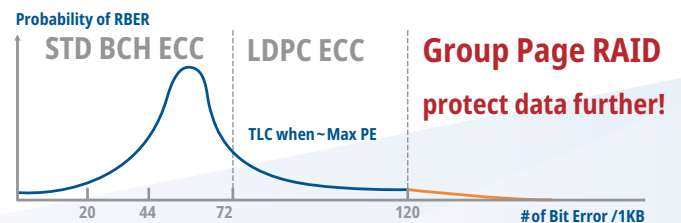
No error data will be sent to host!

Read flow w / decode



NANDXtend™ ECC Engine

Conventional SSDs employ standard BCH and RS ECC (error correction coding) engines for initiate first-level correction using NAND shift-read-retries. In addition to this first-level error correction, FerriSSDs also implement a highly efficient second-level correction scheme using an LDPC (low-density parity check) code and a Group page RAID algorithm (a highly efficient redundant backup) to reduce potential dPPM at customer site while extending the service life of SSD.



Key Features

IntelligentScan and DataRefresh to Enhance Data Integrity

SMI's proprietary IntelligentScan function will activate automatically to scan recharge, repair or retire the cell block (DataRefresh) according to the host behavior and working environment (eg. ambient temperature). As a result of the combination of IntelligentScan and DataRefresh, FerriSSD® can effectively prolong its service life much beyond typical NAND specifications.

Thermo impact on NAND Data Retention

Temp	SLC @ max PE	MLC @ max PE
40	75.58 Mo	12 Mo
55	12 Mo	1.88 Mo
70	2.14 Mo	0.34 Mo
85	0.45 Mo	0.07 Mo



Higher ambient temp
to increase Scan frequency

Based on Arrhenius Equation



IntelligentScan/DataRefresh to proactively extend Data Retention beyond the typical NAND flash limitation

Not to scale, for illustration purpose

Why FerriSSD®

Easy to use

- Plug & Play only requires format/fdisk prior to use
- Small footprint for space-limited design

Lower total cost of ownership

- Rugged & Reliable (no moving parts)
- Eliminate requalification cost from NAND generation change
- Cost saving with low density FerriSSD, HDD are typically > 160GB capacity

Eliminate down time



- Support S.M.A.R.T. and advanced SSD Telemetry logging features
- IntelligentScan with DataRefresh for Data integrity enhancement
- Full End-to-End data path protection with recovery algorithms
- SMI's 4th generation LDPC ECC engine with Group Page RAID
- Remote firmware update available via secured digital signature

Specifications

	SM619	SM631	SM651	SM611	SM621	SM641	SM601
Host Interface	SATA 6Gb/s	SATA 3Gb/s	SATA 3Gb/s	SATA 3Gb/s	PATA	PATA	PATA
NAND	3D SLCmode 3D MLCmode 3D TLCmode	SLC	SLCmode	MLC	SLC	SLCmode	MLC
Density	4-480GB*	1-32GB	1-32GB	2-64GB	1-32GB	1-32GB	4-64GB
Embedded DRAM	Yes	DRAM-Less	DRAM-Less	DRAM-Less	DRAM-Less	DRAM-Less	DRAM-Less
Form Factor	20mm x 16mm BGA						
Green Product	Compliant to RoHS (Restriction to Hazardous Substances Directive) 2.0 / Halogen free						
Temperature Support	Commercial Temp (0°C to + 70°C) Industrial Temp (-40°C to + 85°C)				*1TB in Q3'2022		

Looking for pricing, stock, or lifecycle information?

Click below to explore more details on WIN SOURCE:

-  [View SM621GEB-BA on WIN SOURCE](#)
-  [Silicon Motion, Inc. Information](#)

Optimize Your Supply Chain with WIN SOURCE Solutions

-  Global Sourcing Solution
-  Obsolete Management
-  Cost Control Management
-  Shortage Management
-  Alternative Solution
-  Excess Inventory Management