



**THE DATASHEET OF
SFSA32GBV1BR4TO-C-NC-236-STD**



swissbit®


Product fact sheet

**Industrial
SLIM SATA SSD**
M0-297A

X-200s Series

SATA II - 3.0Gb/s
up to UDMA6 / MDMA2 / PIO4

BU: Swissbit Group
Date: 15 February 2011
Revision: 0.80 preliminary
X-200s_fact_sheet_SA-VxBR_Rev080.doc



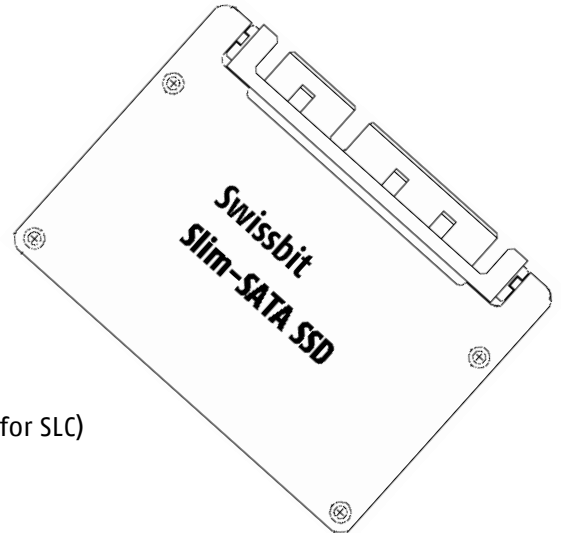
X-200s Solid State Drive

Industrial SLIM SATA SSD (M0-297A)

2GByte up to 32GByte

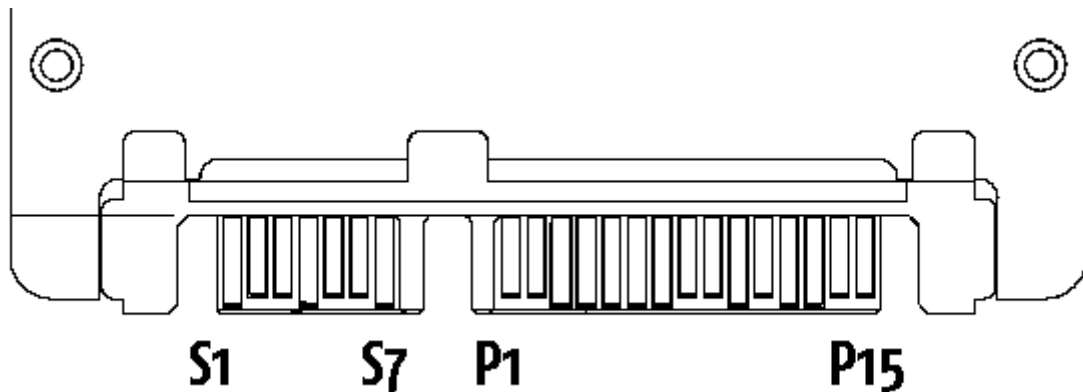
Feature summary

- Form factor:
 - Jedec M0-297A sized Solid State Drive (SSD)
 - 54mm x 39mm x 4mm
- Interface:
 - SATA Rev 2.6 – 3Gbit/s (1.5Gbit/s compatible)
 - 7+15pin (SATA+power)
 - standard 2.5" SATA-connector
- Highly-integrated memory controller
 - max. UDMA6 supported
 - max. PIO mode 4, MDMA2 supported
 - SLC Nand Flash
 - Hardware BCH-code ECC (8 Bit correction per sector for SLC)
 - fix drive configuration
- Low-power CMOS technology
- 5V ± 10% power supply
- optional 3.3V± 5% power supply
- Low Power, less than 500mA
- No mechanical noise
- Activity LED output (P11) (optional can be NC on the module)
- Wear Leveling: active wear leveling of static and dynamic data
The wear leveling assures that dynamic data as well as static data is balanced evenly across the memory. With that the maximum write endurance of the device is guaranteed.
- Write endurance: Due to intelligent wear leveling an even use of the entire flash is guaranteed, regardless how much "static" (OS) data is stored.
Example: If the average file size is 10MByte and the total capacity is 8GByte, 80Mio write cycles can be performed.
- Data Retention: 10 years @ 10% life time
- High reliability
 - MTBF > 2,500,000 hours
 - Data reliability: < 1 non-recoverable error per 10¹⁴ bits read
- High performance
 - Up to 300MB/s burst transfer rate in SATA II – 3.0Gb/sec
 - Sustained Write performance: up to 90MB/s
 - Sustained Read Performance: up to 105MB/s
- Available densities
 - 4GByte up to 32GByte (SLC NAND Flash)
- Temperature ranges
 - Commercial Temperature range 0 ... +70°C
 - Industrial Temperature range -40 ... +85°C
- Controlled BOM
- RoHS compatible



Pinout

The SLIM SATA connector is a standard SATA 7+15pin connector.



| Pin | Assignment | Description |
|---------|------------|--------------------------------------|
| S1 | GND | Signal ground |
| S2 | A+ | + SATA differential receive signal |
| S3 | A- | - SATA differential receive signal |
| S4 | GND | Signal ground |
| S5 | B- | - SATA differential transmit signal |
| S6 | B+ | + SATA differential transmit signal |
| S7 | GND | Signal ground |
| P1-P3 | +3.3V | Optional 3.3V power supply *) |
| P4-P6 | GND | Power Ground |
| P7-P9 | +5V | Standard 5V power supply *) |
| P10 | GND | Power Ground |
| P11 | DA | Device activity / LED (optional) **) |
| P12 | GND | Power Ground |
| P13-P15 | +12V | No Connect |

*) Standard modules have only 5V power supply
optional the modules can be ordered with 3.3V supply

***) Device Activity Pin is low in idle mode and high (flickering) during data transfer.
It can be optional disconnected on the module on request.

Table 1: System Performance

| System Performance | 4GB | 8...32GB | Unit |
|---------------------------------|-----------|-----------|--------|
| Data transfer Rate (SATA burst) | 3.0 (1.5) | 3.0 (1.5) | Gbit/s |
| Sustained Read (max. measured) | 115 | 110 | MB/s |
| Sustained Write (max. measured) | 45 | 90 | |

- All values refer to modules with 4x Toshiba Flash in UDMA mode 5, SATA 3.0Gbit/s, write/read data sequential 256 Sectors/Transfer command.
- Sustained speed depends on flash type and number, file size, and burst speed

Table 2: Current consumption⁽¹⁾ at 5V ± 10%

| Current Consumption | typical | max | Unit |
|---------------------|---------|-----|------|
| Write (UDMA6) | 350 | 400 | mA |
| Read (UDMA6) | 250 | 350 | |
| Standby | 125 | 140 | |

- All values are typical at 25° C and nominal supply voltage and refer to 16GByte SSD module.

Table 3: Environmental Specifications

| Environmental Specifications | Operating | Non Operating |
|------------------------------|---------------------------------------|----------------------|
| Temperature (commercial) | 0 to 70°C | -40 to 85°C |
| Temperature (industrial) | -40 to 85°C | -50 to 95°C |
| Humidity (non-condensing) | 85% RH, at 85°C | max. 95% RH, at 85°C |
| Vibration (peak -to-peak) | 20G Peak, 10...2000Hz | |
| Shock | 1500G, 0.5ms duration, half sine wave | |

Table 4: Physical Dimensions

| Physical Dimensions | | Unit |
|---------------------|-----------------------|------|
| Width | 54.0 | mm |
| Height | 39.8 (with connector) | |
| Thickness max. | 4 (connector) | |
| Weight (typ.) | 10 | g |

Table 5: SSD capacity specification

| Capacity | Default_cylinders | Default_heads | Default_sectors track | Sectors_drive | Total addressable capacity (Byte) |
|----------|-------------------|---------------|--------------------------|---------------|--------------------------------------|
| 4GB | 7,814 | 16 | 63 | 7,876,512 | 4,032,774,144 |
| 8GB | 15,628 | 16 | 63 | 15,753,024 | 8,065,548,288 |
| 16GB | 16,383*) | 16 | 63 | 31,506,432 | 16,131,293,184 |
| 32GB | 16,383*) | 16 | 63 | 62,586,880 | 32,044,482,560 |

*) The CHS addressing is limited to about 8GB. Larger drives should be used in LBA mode.

Table 6: System Reliability and Maintenance

| | |
|------------------|--|
| MTBF (at 25°C) | > 2,500,000 hours |
| Data Reliability | < 1 Non-Recoverable Error per 10 ¹⁴ bits Read |

(1) Dependent on final system qualification data.

For more information on M0-297A mechanical standard, please visit JEDEC at www.jedec.org.

For more information on Serial ATA Revision 2.6, please visit Serial ATA International Organization at www.serialata.org

Why Swissbit?

Swissbit strives to create innovative technologies for future market opportunities utilizing a highly skilled in-house product research and development team. Swissbit maintains a marketing edge by continuing to manufacture world-class high quality memory products and providing customers with both high value and low cost of ownership achieved through efficient processes and procedures.

Looking for pricing, stock, or lifecycle information?

Click below to explore more details on WIN SOURCE:

- ⊖ [View SFSA32GBV1BR4TO-C-NC-236-STD on WIN SOURCE](#)
- ⊖ [Swissbit NA Inc. Information](#)

Optimize Your Supply Chain with WIN SOURCE Solutions

- ✓ Global Sourcing Solution
- ✓ Obsolete Management
- ✓ Cost Control Management
- ✓ Shortage Management
- ✓ Alternative Solution
- ✓ Excess Inventory Management