



**THE DATASHEET OF
SE5450-012**




SE3450/5450

GaAs Infrared Emitting Diode

FEATURES

- TO-46 metal can package
- Choice of flat window or lensed package
- 90° or 20° (nominal) beam angle option
- 935 nm wavelength
- Wide operating temperature range (-55°C to +125°C)
- Mechanically and spectrally matched to SD3421/5421 photodiode, SD3443/5443/5491 phototransistor, SD3410/5410 photodarlington and SD5600 series Schmitt trigger



INFRA-83.TIF

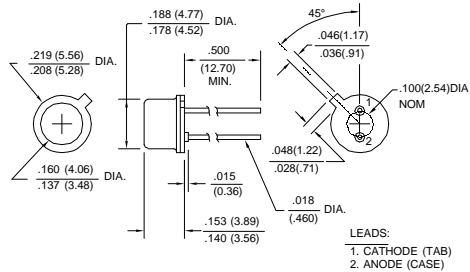
DESCRIPTION

The SE3450/5450 series consists of a gallium arsenide infrared emitting diode mounted in a TO-46 metal can package. The SE3450 series has flat window cans providing a wide beam angle, while the SE5450 series has glass lensed cans providing a narrow beam angle. The TO-46 packages offer high power dissipation capability and are ideally suited for operation in hostile environment.

OUTLINE DIMENSIONS in inches (mm)

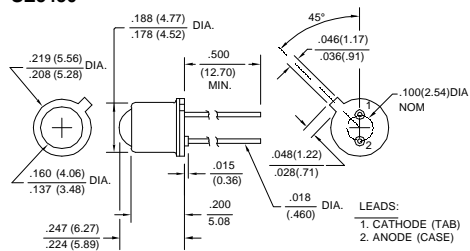
Tolerance 3 plc decimals ±0.005(0.12)
2 plc decimals ±0.020(0.51)

SE3450



DIM_003a.ds4

SE5450



DIM_003b.ds4

SE3450/5450

GaAs Infrared Emitting Diode

ELECTRICAL CHARACTERISTICS (25°C unless otherwise noted)

PARAMETER	SYMBOL	MIN	TYP	MAX	UNITS	TEST CONDITIONS
Irradiance ⁽¹⁾	H				mW/cm ²	I _F =100 mA
SE3450-011, SE5450-011		0.30				
SE3450-012, SE5450-012		0.50				
SE3450-013, SE5450-013		1.00				
SE3450-014, SE5450-014		1.50				
Forward Voltage	V _F			1.7	V	I _F =100 mA
Reverse Breakdown Voltage	V _{BR}	3.0			V	I _R =10 μA
Peak Output Wavelength	λ _p		935		nm	
Spectral Bandwidth	Δλ		50		nm	
Spectral Shift With Temperature	Δλ _p /ΔT		0.3		nm/°C	
Beam Angle ⁽²⁾	∅				degr.	I _F =Constant
SE3450			90			
SE5450			20			
Radiation Rise And Fall Time	t _r , t _f		0.7		μs	

Notes

- SE3450 measured into a 0.250 (6.35) diameter aperture placed 0.33(8.4) from window surface. SE5450 measured into a 0.250 (6.35) diameter aperture placed 1.20 (30.5) from lens tip.
- Beam angle is defined as the total included angle between the half intensity points.

ABSOLUTE MAXIMUM RATINGS

(25°C Free-Air Temperature unless otherwise noted)

Continuous Forward Current	100 mA
Power Dissipation	150 mW ⁽¹⁾
Operating Temperature Range	-55°C to 125°C
Storage Temperature Range	-65°C to 150°C
Soldering Temperature (10 sec)	260°C

Notes

- Derate linearly from 25°C free-air temperature at the rate of 1.43 mW/°C.

SCHEMATIC



Honeywell reserves the right to make changes in order to improve design and supply the best products possible.

Honeywell

SE3450/5450

GaAs Infrared Emitting Diode

Fig. 1 Radiant Intensity vs Angular Displacement (SE3450) gra_017.ds4

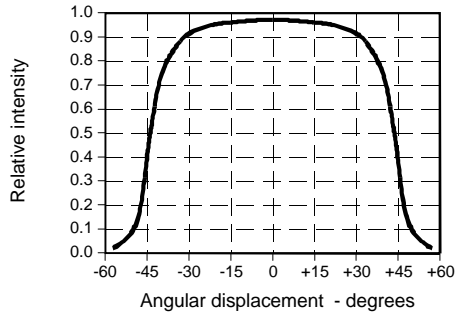


Fig. 2 Radiant Intensity vs Angular Displacement (SE5450) gra_023.ds4

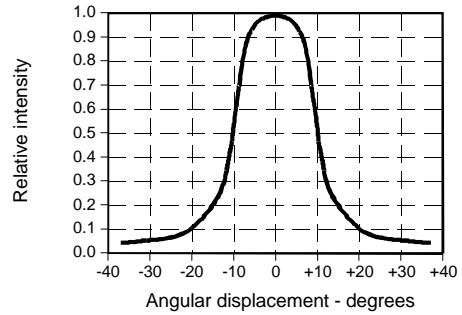


Fig. 3 Radiant Intensity vs Forward Current gra_018.ds4

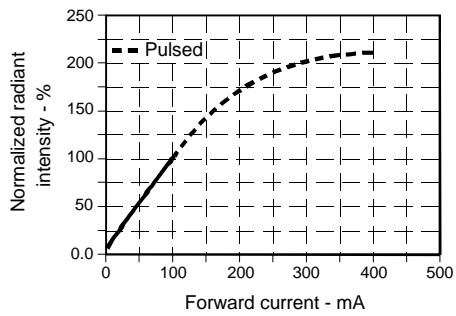


Fig. 4 Forward Voltage vs Forward Current gra_205.ds4

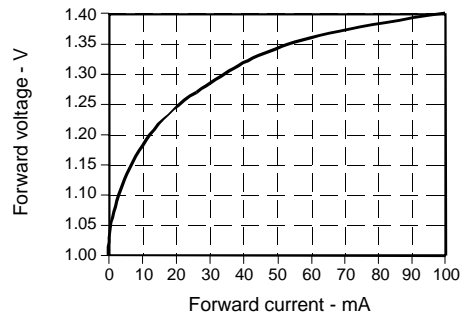


Fig. 5 Forward Voltage vs Temperature gra_206.ds4

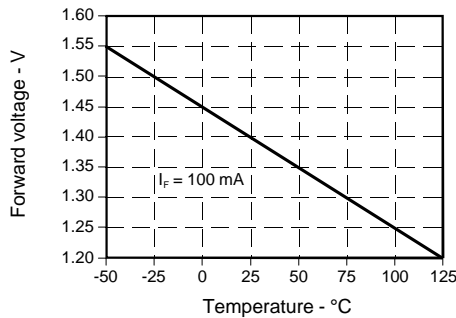
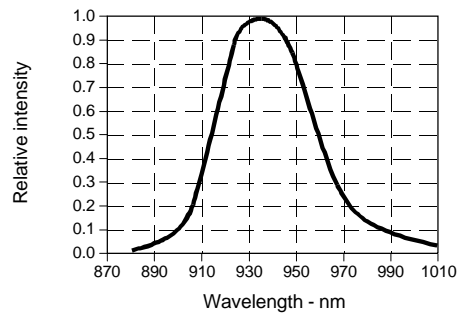


Fig. 6 Spectral Bandwidth gra_005.ds4



SE3450/5450

GaAs Infrared Emitting Diode

Fig. 7 Coupling Characteristics
SE3450 with SD3443 gra_021.ds4

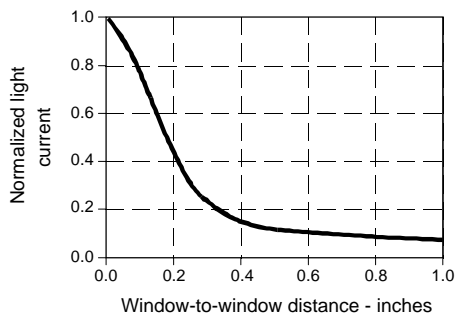


Fig. 8 Coupling Characteristics
SE5450 with SD5443 gra_024.ds4

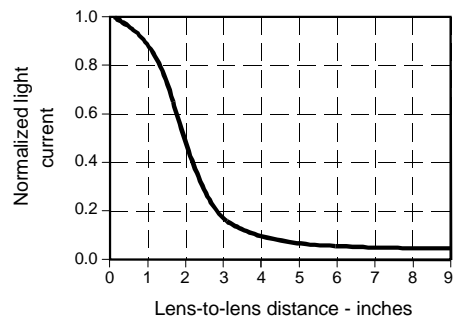
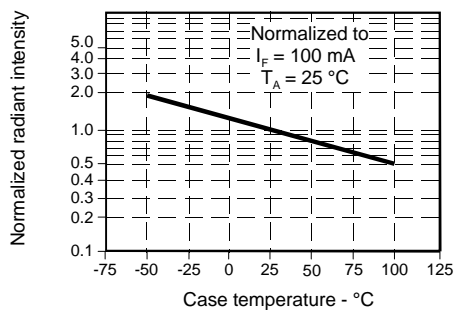


Fig. 9 Radiant Intensity vs
Case Temperature gra_022.ds4



All Performance Curves Show Typical Values

Looking for pricing, stock, or lifecycle information?

Click below to explore more details on WIN SOURCE:

 [View SE5450-012 on WIN SOURCE](#)

 [Honeywell Information](#)

Optimize Your Supply Chain with WIN SOURCE Solutions

-  Global Sourcing Solution
-  Obsolete Management
-  Cost Control Management
-  Shortage Management
-  Alternative Solution
-  Excess Inventory Management