



**THE DATASHEET OF  
SIR-341ST3FF**



# Infrared light emitting diode, top view type

## SIR-34ST3F

The SIR-34ST3F is a GaAs infrared light emitting diode housed in clear plastic. This device has a high luminous efficiency and a 950nm spectrum suitable for silicon detectors. It is small and at the same time has a wide radiation angle, making it ideal for compact optical control equipment.

### ●Applications

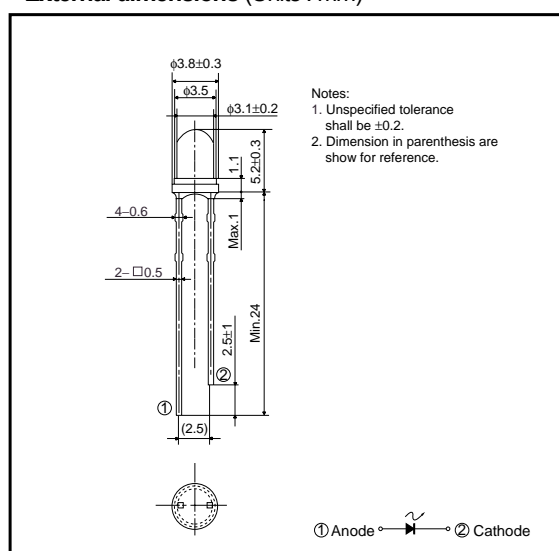
Optical control equipment

Light source for remote control devices

### ●Features

- 1) Compact ( $\phi 3.1$ mm).
- 2) High efficiency, high output  $P_O=8.0$ mW ( $I_F=50$ mA).
- 3) Wide radiation angle  $\theta=27^\circ$ .
- 4) Emission spectrum well suited to silicon detectors ( $\lambda_P=950$ nm).
- 5) Good current-optical output linearity.
- 6) Long life, high reliability.

### ●External dimensions (Units : mm)



### ●Absolute maximum ratings (Ta = 25°C)

Parameter	Symbol	Limits	Unit
Forward current	$I_F$	100	mA
Reverse voltage	$V_R$	5	V
Power dissipation	$P_D$	160	mW
Pulse forward current	$I_{FP}^*$	1.0	A
Operating temperature	$T_{opr}$	-25~+85	°C
Storage temperature	$T_{stg}$	-40~+85	°C

\* Pulse width=0.1msec, duty ratio 1%

Sensors

●Electrical and optical characteristics (Ta = 25°C)

Parameter	Symbol	Min.	Typ.	Max.	Unit	Conditions
Optical output	P <sub>o</sub>	–	8.0	–	mW	I <sub>F</sub> =50mA
Emitting strength	I <sub>E</sub>	3.5	–	28.0	mW/sr	I <sub>F</sub> =50mA
Forward voltage	V <sub>F</sub>	–	1.3	1.6	V	I <sub>F</sub> =100mA
Reverse current	I <sub>R</sub>	–	–	10	μA	V <sub>R</sub> =3V
Peak light emitting wavelength	λ <sub>P</sub>	–	950	–	nm	I <sub>F</sub> =50mA
Spectral line half width	Δλ	–	40	–	nm	I <sub>F</sub> =50mA
Half-viewing angle	θ <sub>1/2</sub>	–	±27	–	deg	I <sub>F</sub> =50mA
Response time	tr-tf	–	1.0	–	μs	I <sub>F</sub> =50mA
Cut-off frequency	f <sub>c</sub>	–	1.0	–	MHz	I <sub>F</sub> =50mA

●Electrical and optical characteristic curves

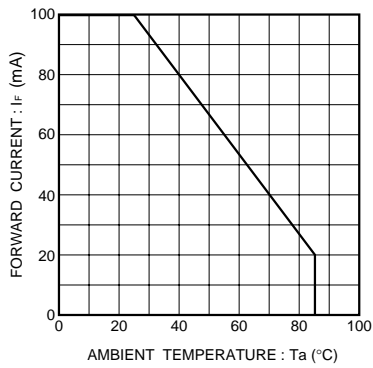


Fig.1 Forward current falloff

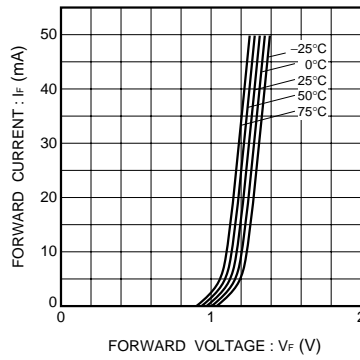


Fig.2 Forward current vs. forward voltage

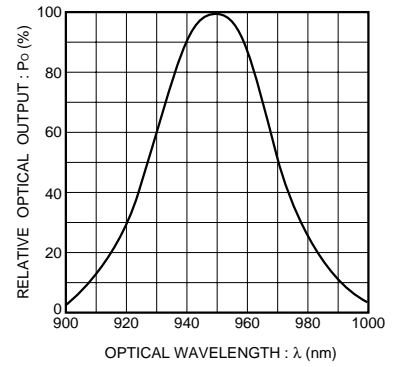


Fig.3 Wavelength

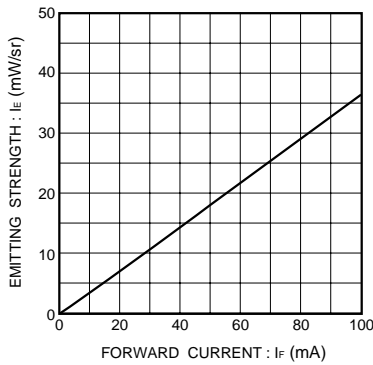


Fig.4 Emitting strength vs. forward current

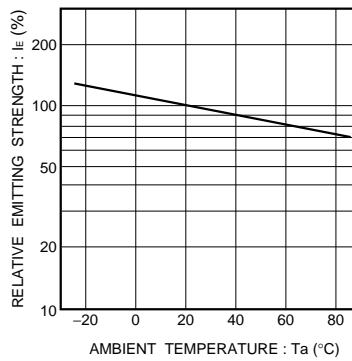


Fig.5 Relative emitting strength vs.ambient temperature

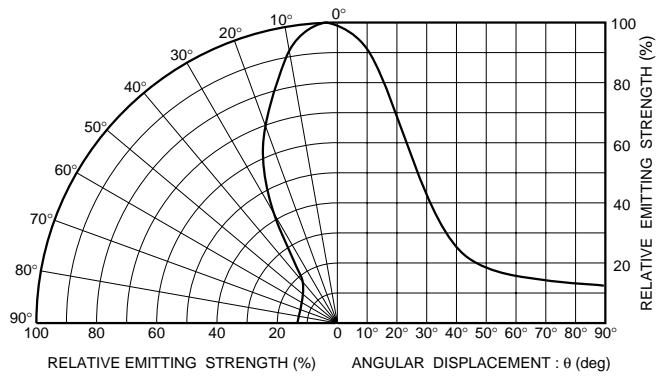


Fig.6 Directional pattern

## Looking for pricing, stock, or lifecycle information?

Click below to explore more details on WIN SOURCE:

-  [View SIR-341ST3FF on WIN SOURCE](#)
-  [Rohm Semiconductor](#) Information

## Optimize Your Supply Chain with WIN SOURCE Solutions

-  Global Sourcing Solution
-  Obsolete Management
-  Cost Control Management
-  Shortage Management
-  Alternative Solution
-  Excess Inventory Management