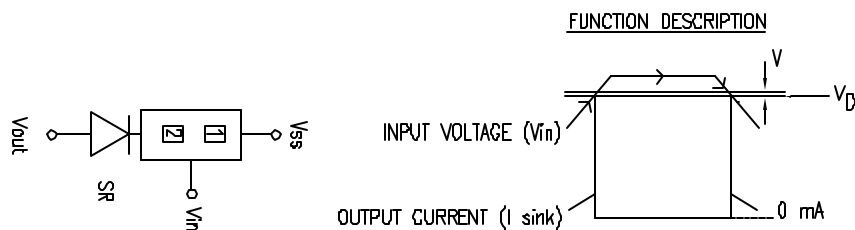
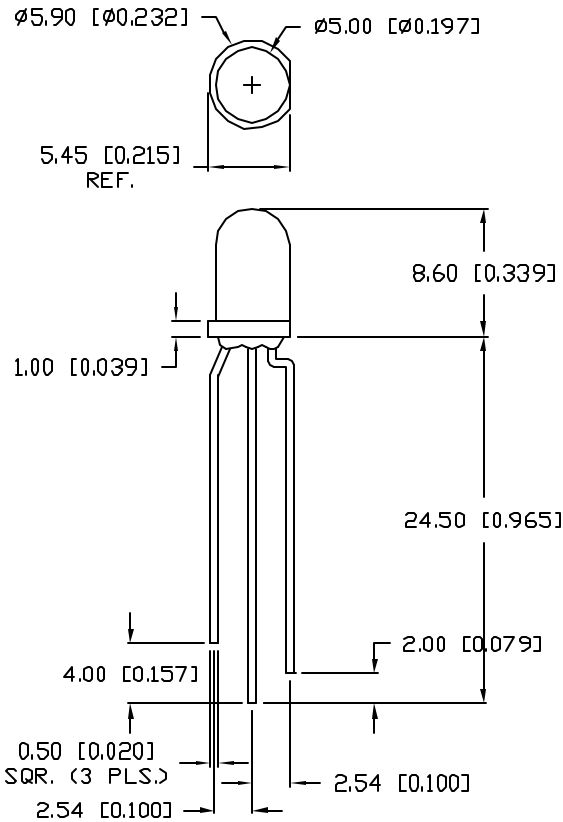
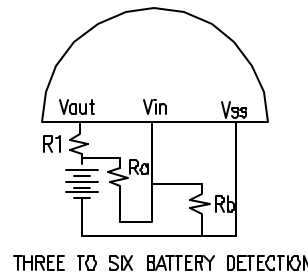


UNCONTROLLED DOCUMENT



EXTERNAL PARTS CONNECTION



PART NUMBER		REV.
SSL-LX5099LBI-SRD		D
REV.	E.C.N. NUMBER AND REVISION COMMENTS	DATE
A	E.C.N. #10BRDR. & REDRAWN.	???
B	E.C.N. #10BRDR. & REDRAWN.	???
C	E.C.N. #10BRDR. & REDRAWN.	???
D	E.C.N. #10BRDR. & REDRAWN.	???

ELECTRO-OPTICAL CHARACTERISTICS TA=25°C

BATTERIES	3	4	5	6
PEAK WAVELENGTH	660 (RED)			
INPUT VOLTAGE (Vin)	4.5	6.0	7.5	9.0
DETECTION VOLTAGE (Vd)	3.75	5.0	6.25	7.5
AXIAL INTENSITY (μcd)*	10	10	10	10
STANDBY CURRENT (Iin)**	5μA	5μA	5μA	5μA
HYSTERESIS VOLTAGE (Vhyst)	150mV	200mV	250mV	300mV
OUTPUT SINK CURRENT (Isink)***	10.5 mA	10.5 mA	10.5 mA	10.5 mA
VIEWING ANGLE (TYP.)	60	60	60	60
OPERATING TEMPERATURE	0°C TO 85°C			
STORAGE TEMPERATURE	-40°C TO 100°C			
EMITTEND COLOR	RED			
EPOXY LENS FINISH:	RED DIFFUSED			

*TEST CONDITION AT 10.5mA
 **TEST CONDITION AT INPUT VOLTAGE PER BATTERY COUNT
 ***TEST CONDITION AT DETECTION VOLTAGE PER BATTERY COUNT

NOTES

- $V_D \approx \frac{R_a + R_b}{R_b} \times 2.5V$
- $V_{hys} \approx \frac{R_a + R_b}{R_b} \times 100mV$
- PLEASE NOTE THAT WHEN VALUE OF Ra BECOMES EXCESSIVELY LARGE, THE DETECTION VOLTAGE MAY DIFFER FROM THE VALUE CALCULATED BY THE USE OF THE ABOVE FORMULA.
- R1 IS OPTIONAL FOR LIMITING OUTPUT CURRENT.
- $R_a + R_b < \frac{V_{bat}}{I_{in}} \times E\%$, $I_{in} \ll I_R$.

E% = RESISTOR TOLERANCE

UNCONTROLLED DOCUMENT

*UNLESS OTHERWISE SPECIFIED TOLERANCES PER DECIMAL PRECISION ARE: X=±1 (±0.039), X.X=±0.5 (±0.020), X.XX=±0.25 (±0.010), X.XXX=±0.127 (±0.005). LEAD SIZE=±0.05 (±0.002), LEAD LENGTH=±0.75 (±0.030), MIN.=^{+0.00}/_{-0.00} MAX.=^{+0.00}/_{-0.00}

REV. D	PART NUMBER SSL-LX5099LBI-SRD	CONFIDENTIAL INFORMATION THE INFORMATION CONTAINED IN THIS DOCUMENT IS THE PROPERTY OF LUMEX INC. EXCEPT AS SPECIFICALLY AUTHORIZED IN WRITING BY LUMEX INC, THE HOLDER OF THIS DOCUMENT SHALL KEEP ALL INFORMATION CONTAINED HEREIN CONFIDENTIAL AND SHALL PROTECT SAME IN WHOLE OR IN PART FROM DISCLOSURE AND DISSEMINATION TO ALL THIRD PARTIES.	290 E. HELEN ROAD PALATINE, IL 60067-6976 PHONE: +1.847.359.2790 US WEB: www.lumex.com TW WEB: www.lumex.com.tw												
T-5mm (T-1 3/4) LED, LOW BATTERY DETECTOR LED, SUPER RED, FOR 3~6 BATTERIES.		RELIABILITY NOTE OUR MANY YEARS OF EXPERIENCE DATA ACCUMULATION INDICATE THAT SOLDER HEAT IS A MAJOR CAUSE OF EARLY AND FUTURE FAILURE. PLEASE PAY ATTENTION TO YOUR SOLDERING PROCESS.	<table border="1"> <tr> <td>DRAWN BY: JC</td> <td>CHECKED BY:</td> <td>APPROVED BY:</td> <td>DATE: 11.07.06</td> </tr> <tr> <td></td> <td></td> <td></td> <td>PAGE: 1 OF 1</td> </tr> <tr> <td></td> <td></td> <td></td> <td>SCALE: N/A</td> </tr> </table>	DRAWN BY: JC	CHECKED BY:	APPROVED BY:	DATE: 11.07.06				PAGE: 1 OF 1				SCALE: N/A
DRAWN BY: JC	CHECKED BY:	APPROVED BY:	DATE: 11.07.06												
			PAGE: 1 OF 1												
			SCALE: N/A												

Looking for pricing, stock, or lifecycle information?

Click below to explore more details on WIN SOURCE:

- ⊖ [View SSL-LX5099LBI-SRD on WIN SOURCE](#)
- ⊖ [Lumex Opto/Components Inc. Information](#)

Optimize Your Supply Chain with WIN SOURCE Solutions

- ✓ Global Sourcing Solution
- ✓ Obsolete Management
- ✓ Cost Control Management
- ✓ Shortage Management
- ✓ Alternative Solution
- ✓ Excess Inventory Management