

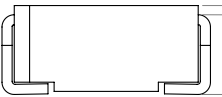


**THE DATASHEET OF
SML-LXIL2324SIC-TR**

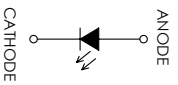


PART NUMBER	SML-LX1L2324S1C-TR	REV	C
REV	E.C.N. NUMBER AND REVISION COMMENTS	DATE	
A	E.C.N. #10BRDR. & REDRAWN.	10.03.13	
A	E.C.N. #11880.	10.03.13	
A	ECN-Lumex2017100082	09.27.17	

2.90 [0.114]
2.60 [0.102]



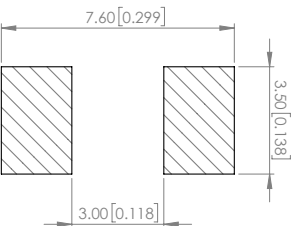
POLARITY



ELECTRO-OPTICAL CHARACTERISTIC TA=25°C

PARAMETER	MIN	TYP	MAX	UNITS	TEST COND
PEAK WAVELENGTH	-	625	-	nm	If=20mA
FORWARD VOLTAGE	-	2.0	2.4	Vf	If=20mA
REVERSE CURRENT	-	-	10	µA	Vr=5V
LUMINOUS INTENSITY	-	45000	-	mcad	If=20mA
VIEWING ANGLE	-	12	-	2x theta1/2	-
EMITTED COLOR	RED				
EPOXY LENS FINISH	WATER CLEAR				

RECOMMENDED SOLDER PAD LAYOUT



ABSOLUTE MAXIMUM RATINGS TA=25°C

PARAMETER	MAX	UNITS
FORWARD CURRENT	60	mA
REVERSE VOLTAGE	5	V
POWER DISSIPATION	144	mW
STORAGE TEMPERATURE	-30 TO +85	°C
OPERATING TEMPERATURE	-30 TO +85	°C

MOISTURE SENSITIVE DEVICE
PER JEDEC LEVEL 4 STANDARDS

6.81(±5.8QV)72.91(±4)mm, NARROW BEAM 6mm SMT LED, 625nm RED LED, WATER CLEAR LENS, TAPE & REEL.
MIN=-0.025mm,PRECISION MAX=+0.025mm,PRECISION

DATE :	2017.09.27	DRAWN BY :	C.C.
SCALE :	1 OF 3	CHKD BY :	G.Y.
UNIT :	mm (INCH)	APRVD BY :	E.C.

CONFIDENTIAL INFORMATION
ALL INFORMATION CONTAINED HEREIN IS THE PROPERTY OF LUMEX INC. EXCEPT AS SPECIFICALLY AUTHORIZED IN WRITING BY LUMEX INC., THE HOLDER OF THIS DOCUMENT SHALL BE KEPT ALL INFORMATION CONTAINED HEREIN CONFIDENTIAL AND SHALL PROTECT SAME IN WHOLE OR IN PART FROM DISCLOSURE AND DISSEMINATION TO ALL THIRD PARTIES.

THE SPECIFICATIONS MAY CHANGE AT ANY TIME WITHOUT NOTICE DUE TO NEW MATERIALS OR PRODUCT IMPROVEMENT



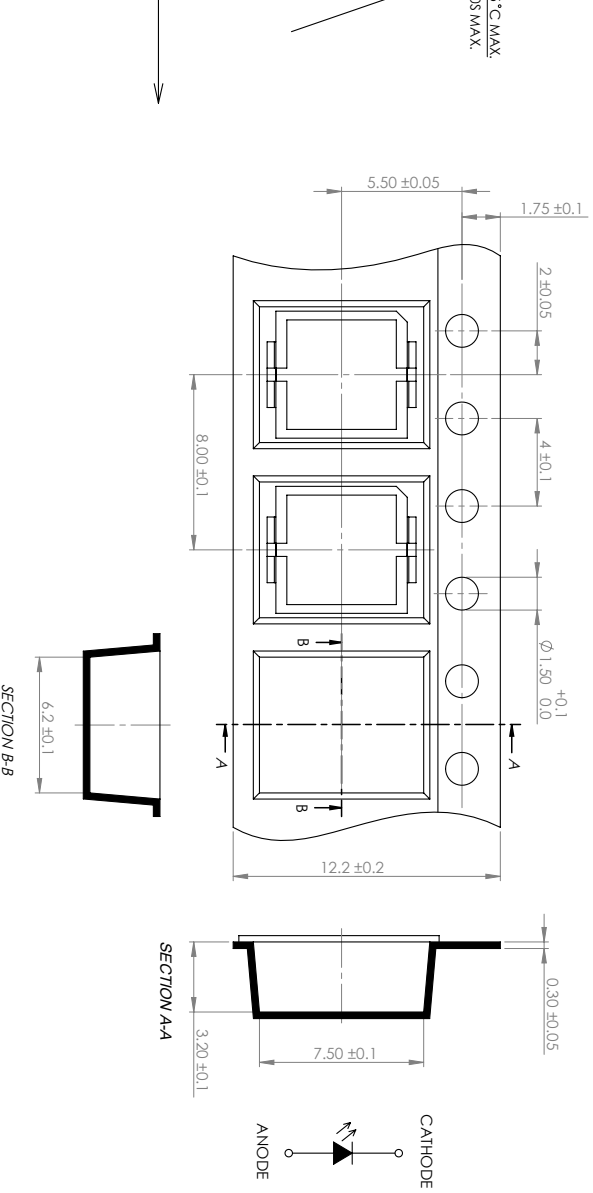
PART NUMBER

SML-LXIL2324SIC-TR

REV

C

CARRIER TAPE DIMENSION



6.8(1/5, 8QV)2.9(4)mm, NARROW BEAM 6mm SMF LED, 625nm RED LED, WATER CLEAR LENS, TAPE & REEL.
THE SPECIFICATIONS MAY CHANGE AT ANY TIME WITHOUT NOTICE DUE TO NEW MATERIALS OR PRODUCT IMPROVEMENT

DATE : 2017.09.27 DRAWN BY : C.C.
PAGE : 2 OF 3 CHD BY : G.Y.
SCALE : NTF APVD BY : E.C.
UNIT : mm (INCH)



CONFIDENTIAL INFORMATION
INFORMATION CONTAINED IN THIS DOCUMENT IS THE PROPERTY OF LUXE, INC. EXCEPT AS SPECIFICALLY AUTHORIZED IN WRITING BY LUXE, INC., THE HOLDER OF THIS DOCUMENT SHALL KEEP ALL INFORMATION CONTAINED HEREIN CONFIDENTIAL AND SHALL PROTECT SAME IN WHOLE OR IN PART FROM DISCLOSURE AND DISSEMINATION TO ALL THIRD PARTIES.

PART NUMBER

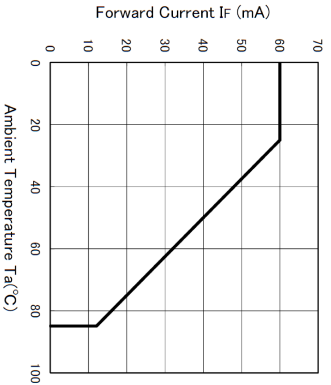
SML-LX1L2324SIC-TR

REV

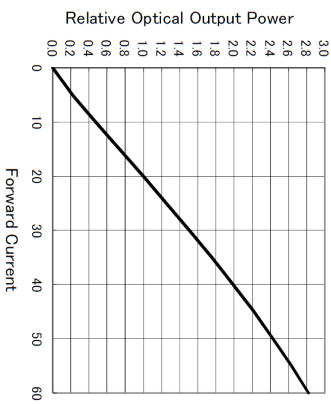
C

CHARACTERISTICS (TYPICAL)

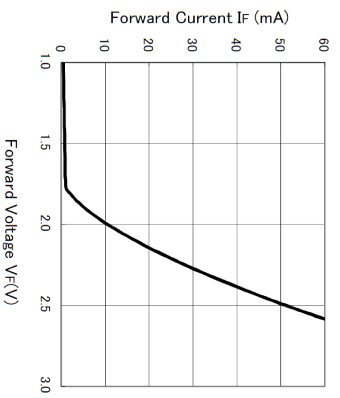
AMBIENT TEMPERATURE vs.
FORWARD CURRENT



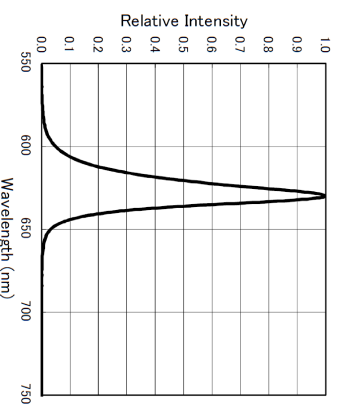
FORWARD CURRENT vs.
RELATIVE OPTICAL OUTPUT POWER



FORWARD VOLTAGE vs.
FORWARD CURRENT
CONDITION : Ta=25°C



RELATIVE INTENSITY vs. WAVELENGTH
CONDITION : Ta=25°C, If=20mA



6.8(1/5, 8)(V) 2.9(14)mm, NARROW BEAM 6mm SMT LED, 625nm RED LED, WATER CLEAR LENS, TAPE & REEL.
MIN=^{-0.025} MAX=^{+0.025} PRECISION

THE SPECIFICATIONS MAY CHANGE AT ANY TIME WITHOUT NOTICE DUE TO NEW MATERIALS OR PRODUCT IMPROVEMENT

DATE : 2017.09.27 DRAWN BY : C.C.
PAGE : 3 OF 3 CHD BY : G.Y.
SCALE : NTF
UNIT : mm (INCH) APPROV BY : E.C.
CONFIDENTIAL INFORMATION
INFORMATION CONTAINED IN THIS DOCUMENT IS THE PROPERTY OF LUXE, INC. EXCEPT AS SPECIFICALLY AUTHORIZED IN WRITING BY LUXE, INC., THE HOLDER OF THIS DOCUMENT SHALL NOT REPRODUCE, DISSEMINATE, OR IN ANY MANNER USE THE INFORMATION CONTAINED HEREIN, AND SHALL PROTECT SAME IN WHOLE OR IN PART FROM DISCLOSURE AND DISSEMINATION TO ALL THIRD PARTIES.



Looking for pricing, stock, or lifecycle information?

Click below to explore more details on WIN SOURCE:

- ⊖ [View SML-LXIL2324SIC-TR on WIN SOURCE](#)
- ⊖ [Lumex Opto/Components Inc. Information](#)

Optimize Your Supply Chain with WIN SOURCE Solutions

- ✓ Global Sourcing Solution
- ✓ Obsolete Management
- ✓ Cost Control Management
- ✓ Shortage Management
- ✓ Alternative Solution
- ✓ Excess Inventory Management