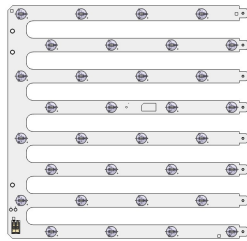




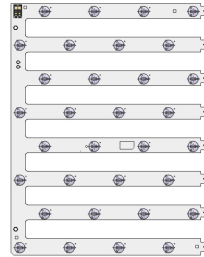
**THE DATASHEET OF
SI-B8T095280WW**



SPECIFICATION



<LAM-SQ32B>



<LAM-RT32B>

| LAM-32LED (Lens Attached Module) | | | |
|----------------------------------|----------------------|------------------|------------------|
| Model Name | LAM-SQ32B, LAM-SQ32B | | |
| Type | 24V, 385mA | | |
| Parts No. | | LAM-SQ32B | LAM-RT32B |
| | 3000K | SI-B8V095260W W | SI-B8V095280W W |
| | 3500K | SI-B8U095260W W | SI-B8U095280W W |
| | 4000K | SI-B8T095260W W | SI-B8T095280W W |
| | 5000K | SI-B8R095260W W | SI-B8R095280W W |
| | 6500K | SI-B8P095260W W | SI-B8P095280W W |

SAMSUNG ELECTRONICS CO.,LTD.
SAN #24 NONGSEO-DONG, GIHEUNG-GU,
YONGIN-SI, GYEONGGI-DO, 446-711, KOREA



LED Module

Rev. No

Page

1.5

2 / 15

Revision History

| Rev.No | Date | Page | Revision | Remark |
|--------|-------------|------|--|--------|
| 1.0 | April, 2014 | - | The first preliminary specification is established. Total 15 pages | - |
| 1.5 | April, 2014 | - | The final specification is released. Total 15 pages. | |
| | | | | |

※ Code Information

- SI-B8W09XYZ0WW

W : Color Temperature (T : 4000K, R : 5000K, P : 6500K)

X : Model type (1,3,5 ... : C type, 2,4,6 : D type)

YZ : Model type (26 : 2x2 model, 28 : 1x4 model)



Contents

| | | |
|---|---------------------------|----|
| 1 | Products and Applications | 4 |
| 2 | Specification | 4 |
| 3 | Structure and Assembly | 6 |
| 4 | Approbation | 12 |
| 5 | Packing | 13 |
| 6 | Precautions In Handling | 14 |

1. Products and Application

This specification defines general specification and performance for Lens Attached LED module. Samsung LAM products target to replace conventional fluorescent lamps as T5, T8 and so on with LED solutions. Due to transferring LED, new luminaire transferred to LED can take more energy saving and longer life-time.

In special, Samsung has the competitiveness in middle-power solutions. This module uses LM561B. Middle power solutions provide more homogeneous and higher efficient lights.

Moreover, LAM solution that is integrated advanced optical technology designed by Samsung provides you higher uniformity. It's possible to design slimmer luminaire with clear appearance.

2. Specification

| No. | Item | Specifications | Unit | Remark |
|-----|-----------------------|--|------|---------------------|
| 2-1 | Dimension | SQ : 250 x 259 x 6.8 RT : 216 x 273 x 6.8 | mm | Tolerance:±0.5mm |
| 2-2 | Weight | SQ : 98 g RT : 90 g | g | Tolerance: ±5g |
| 2-3 | Rated lifetime | 50,000 Hr | hour | L70B50 @Tc = 80℃ |
| 2-4 | Ingress Protection | N/A | - | - |
| 2-5 | Operating Temperature | Tc = - 20 ~ 50 | ℃ | - |
| 2-6 | Storage Temperatue | Ta = - 40 ~ 80 | ℃ | - |



LED Module

Rev. No

Page

1.5

5 / 15

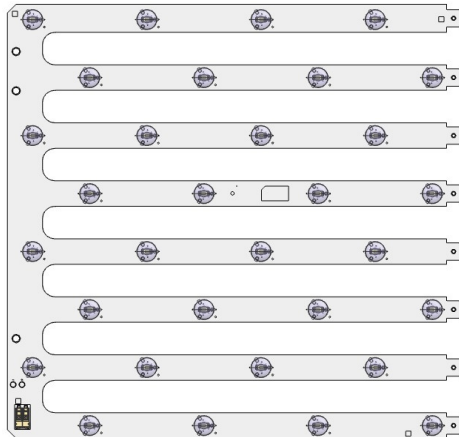
| No. | Item | Specifications | | | | | Unit | Remark |
|------|-----------------------|----------------|---------|-------|-------------|-------|------|---------------------------|
| | | Sym. | Model | Min. | Nom. | Max. | | |
| 2-7 | Luminous flux | Φ_v | 3000K | 1010 | 1130 | 1260 | lm | @385mA, 24V Tp = 35°C |
| | | | 3500K | 1030 | 1150 | 1280 | | |
| | | | 4000K | 1060 | 1200 | 1330 | | |
| | | | 5000K | 1100 | 1240 | 1380 | | |
| | | | 6500K | 1060 | 1200 | 1330 | | |
| 2-8 | Efficiency | LPW | 3000K | | 123 | | lm/W | @385mA, 24V Tp = 35°C |
| | | | 3500K | | 126 | | | |
| | | | 4000K | - | 130 | - | | |
| | | | 5000K | - | 135 | - | | |
| | | | 6500K | - | 130 | - | | |
| 2-9 | Color consistency | - | 4000K | - | 3 | - | step | MacAdam @ initial time |
| | | | 5/6500K | - | 4 | - | | |
| 2-10 | Color Rendering Index | CRI | - | 80 | - | - | Ra | - |
| 2-11 | CCT | - | 4000K | 3,710 | 3,985 | 4,260 | K | @385mA, 24V Tp = 35°C |
| | | | 5000K | 4,745 | 5,028 | 5,311 | | |
| | | | 6500K | 6,020 | 6,530 | 7,040 | | |
| 2-12 | Operating Current | Iop | - | - | 385 | - | mA | - |
| 2-13 | Operating Voltage | Vdc | - | 22.0 | 24.0 | 26.0 | V | @385mA, Tp = 35°C |
| 2-14 | Power Consumption | - | - | - | 9.2 | - | W | @385mA, Tp = 35°C |

※ Measurement tolerance of luminous flux becomes $\pm 7\%$ in the value,
measurement tolerance of Vf becomes $\pm 0.3V$ in the value.

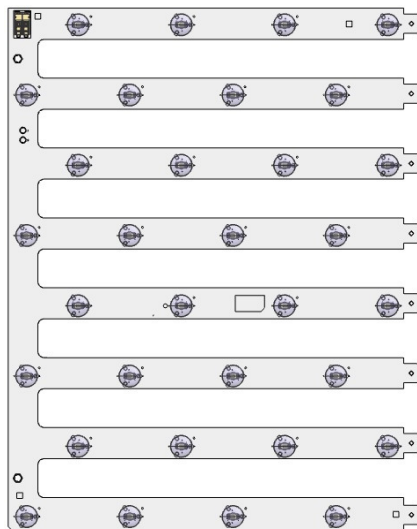
3. Structure and Assembly

3-1. Appearance

<LAM-SQ32B>




<LAM-RT32B>



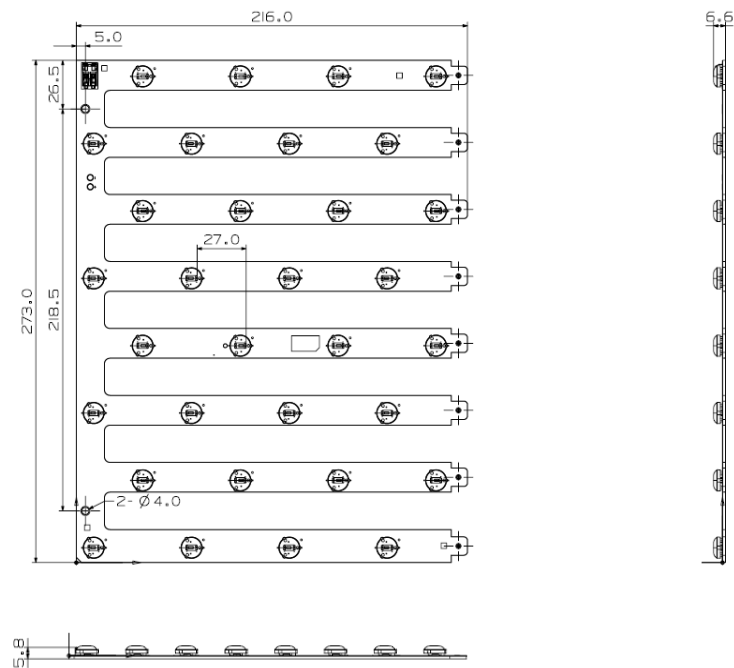
3-2. Dimension

< Layout >

(1) LAM-SQ32B



(2) LAM-RT32B



LAM-SQ32B

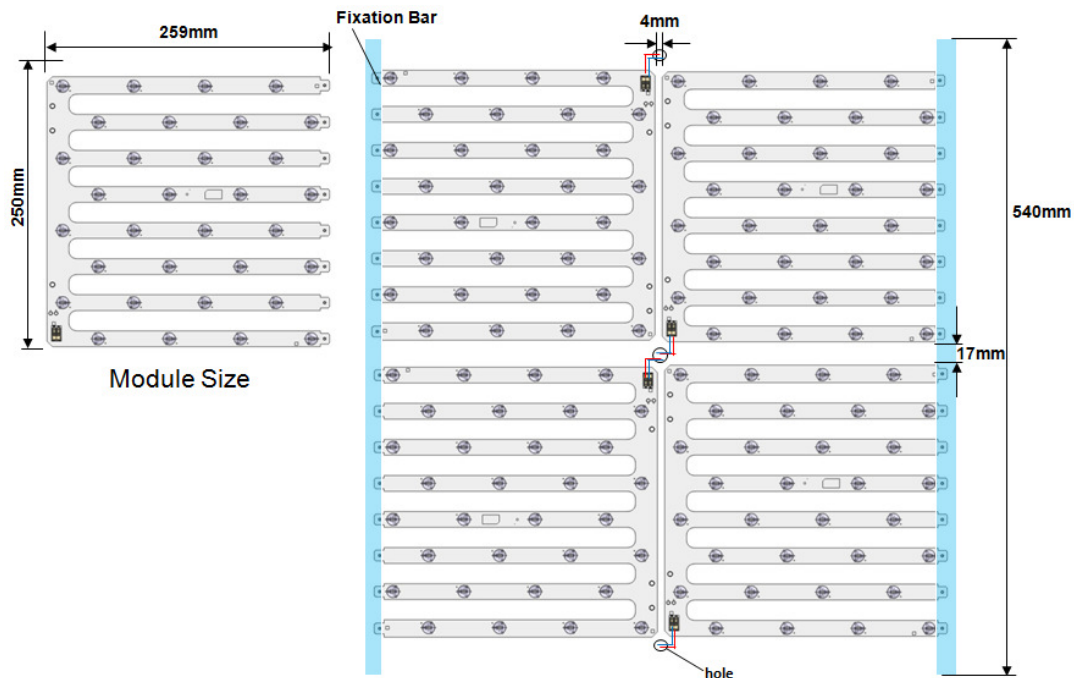
| Item | | Specifications |
|------|------------------|----------------|
| L | Length of PCB | 259.0 ± 0.5 mm |
| W | Width of PCB | 250.0 ± 0.5 mm |
| H1 | Thickness of PCB | 1.6 ± 0.1 mm |
| H2 | Height of PCBA | 6.8 ± 0.2 mm |

LAM-RT32B

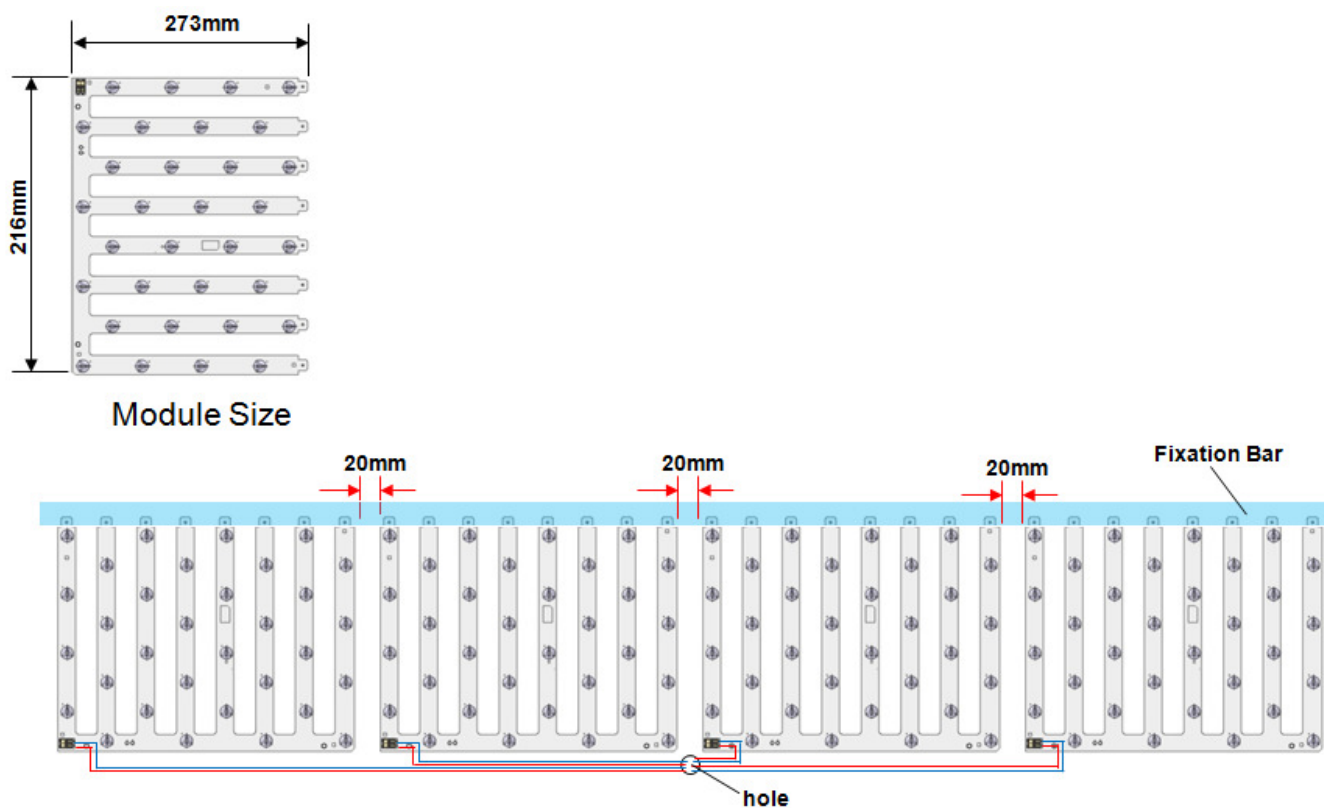
| Item | | Specifications |
|------|------------------|----------------|
| L | Length of PCB | 273.0 ± 0.5 mm |
| W | Width of PCB | 216.0 ± 0.5 mm |
| H1 | Thickness of PCB | 1.6 ± 0.1 mm |
| H2 | Height of PCBA | 6.8 ± 0.2 mm |

3-3. Assembly

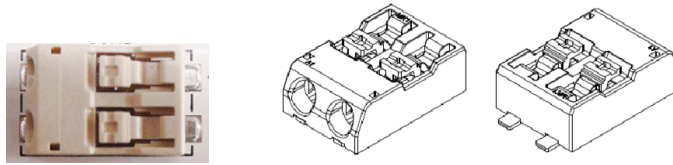
(1) Design case of 2x2 (600mm x 600mm) luminaire



(2) Design Case of 1x4 (300 x 1200 mm) luminaire



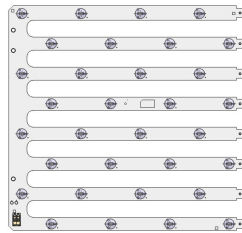
(3) Connector : Terminal strip type



AWG 24-18

- ① Insert solid conductors via push-in termination.
- ② Insert or remove fine-standard conductors by lightly pressing on push-button.

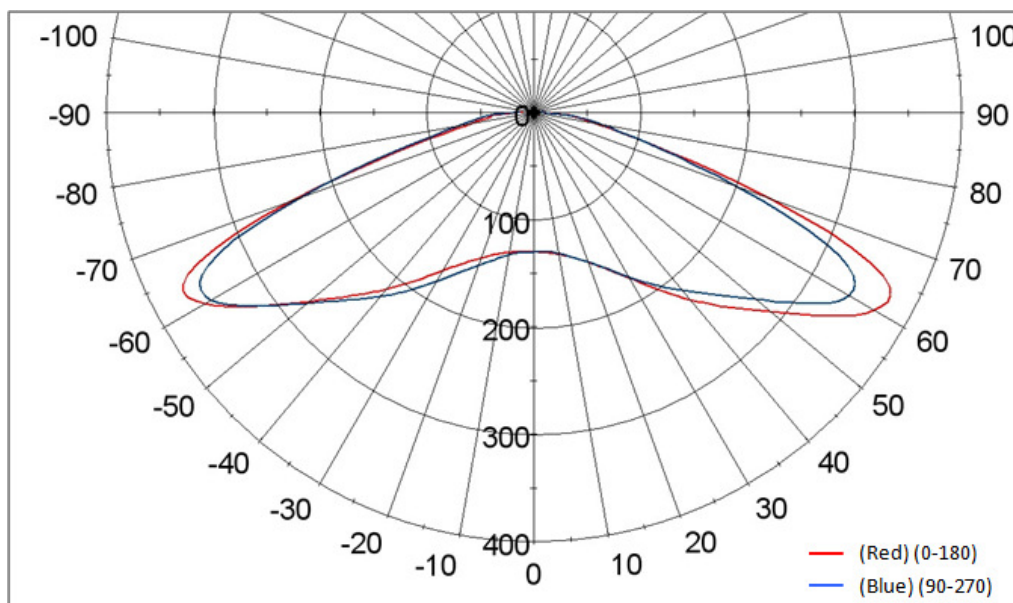
3-4. Structure



| No. | | Item | Specifications |
|-----------------|-----|-----------|--|
| Module Assembly | 3-1 | LED | LM561B : Middle Power LED 32 ea |
| | 3-2 | PCB | Material : Copper, Solder mask and Epoxy |
| | 3-3 | Lens | PC (Poly Carbonate) |
| | 3-4 | Connector | 2-pin Poke-in type |

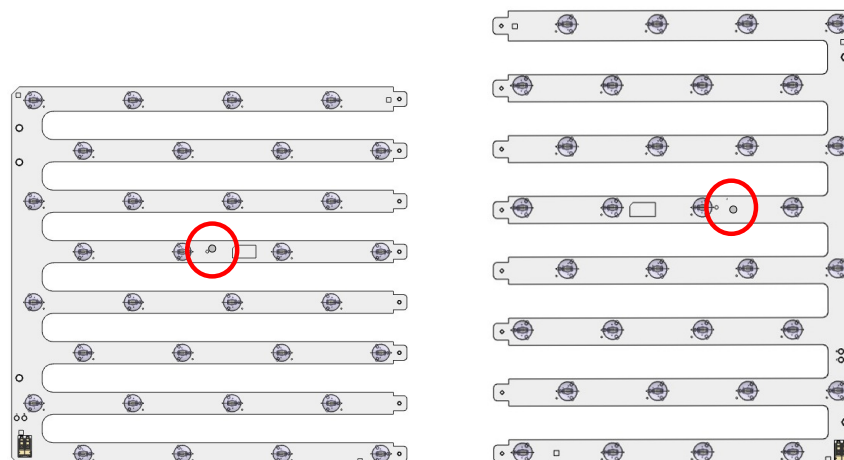
3-5. Light Distribution

(1) Polar Intensity Diagram : Beam Angle 145 ± 5 [°]



3-6. Thermal Management

(1) Tc Point : See the below red mark.



(2) Tc_life : Max temperature to reach 50,000 hours

- Tc_life = 80°C for 50,000 @ ≤ 400 mA (L70B50)

(3) Tc : Max temperature to operate

- Tc = 65 °C

4. Approbation

| Item | Compliant to | Result / Remark |
|---------------------------------|-----------------------|-----------------|
| General | Eye safety : IEC62471 | LM561B LED |
| Hazardous Substance & Materials | RoHS | Declared |
| | Reach | Declared |
| Certification | UL/cUL | E344519 |

5. Packing

5-1 Dimension & Module Q'ty

(1) LAM-SQ32

| Item | 1 box | 1 pallet |
|-----------|--------------------|--------------------------|
| Dimension | 365 x 332 x 267 mm | 1200 x 800 x 145 mm |
| Q'ty | 60 modules | 1800 modules 30 boxes |

(2) LAM-RT32

| Item | 1 box | 1 pallet |
|-----------|--------------------|--------------------------|
| Dimension | 365 x 332 x 267 mm | 1200 x 800 x 145 mm |
| Q'ty | 60 modules | 1800 modules 30 boxes |

6. Precautions In Handling

- 1) LED Lighting for white light are devices which are materialized by combining white LEDs.
The color of white light can differ a little unusually to diffuser plate(sign-board panel).
- 2) Handling
 - Don't drop the unit and don't give the unit any shocks.
 - Don't storage the Module in a dusty place or room.
 - Don't take the unit to pieces.
- 3) Cleaning
 - This LED Module should not be used in any type of fluid such as oil, organic solvent, etc.
 - It is recommended that IPA(Isopropyl Alcohol) be used as a solvent for cleaning the LED Module.
 - When using other solvents, it should be confirmed beforehand whether the solvents will dissolve the package and the resin or not. Freon solvents should not be used to clean the LEDs because of worldwide regulations. Do not clean the LED Module by the ultrasonic.
 - Before cleaning, a pre-test should be done to confirm whether any damage to the LED Lighting will occur.
- 4) Static Electricity
 - Static electricity or surge voltage damages the LED Lighting.
- 5) Discoloration
 - VOCs (volatile organic compounds) may be occurred by adhesives, flux, hardener or organic additives which is used in luminaires (fixture) and LED silicone bags are permeable to it. It may lead a discoloration when LED expose to heat or light.
 - This phenomenon can give a significant loss of light emitted(output) from the luminaires(fixture).
 - In order to prevent these problems, we recommend you to know the physical properties for the materials used in luminaires, it requires to select carefully.
- 6) Risk of Sulfurization (or Tarnishing)
 - The lead frame from Samsung Electronics is a plated package and it may change to black (or dark colored) when it is exposed to Ag (a), Sulfur (S), Cchlorine (Cl) or other halogen compound. It requires attention.
 - Sulfide (Sulfurization) of the lead frame may cause a change of degradation intensity, chromaticity coordinates and it may cause open circuit in extreme cases. It requires attention.
 - Sulfide (Sulfurization) of the lead frame may cause of storage and using with oxidizing substances together. Therefore, LED is not recommend to use and store with the below list.
 - : Rubber, Plain paper, lead solder cream etc.



LED Module

| Rev. No | Page |
|---------|---------|
| 1.5 | 15 / 15 |

7) Others

- If over voltage which exceeds the absolute maximum rating is applied to LED Lighting, it will cause damage Circuits(that LED is included) and result in destruction.
- Do not directly look into lighted LED with naked eyes for long time.



Samsung-Electronics may make changes to specifications and product descriptions at any time, without notice.

All rights reserved © 2014 Samsung Electronics Co., Ltd.

This is the last page.

Looking for pricing, stock, or lifecycle information?

Click below to explore more details on WIN SOURCE:

-  [View SI-B8T095280WW on WIN SOURCE](#)
-  [Samsung Information](#)

Optimize Your Supply Chain with WIN SOURCE Solutions

-  Global Sourcing Solution
-  Obsolete Management
-  Cost Control Management
-  Shortage Management
-  Alternative Solution
-  Excess Inventory Management