

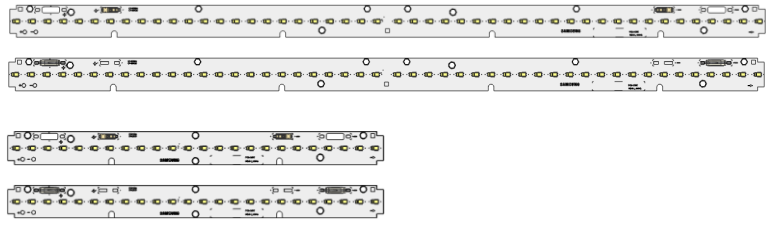


**THE DATASHEET OF
SI-B8R07228HWW**



LED Module

LT-S562H LT-S282H



Features & Benefits

- Standard version with delivering high efficacy
- Two options of wiring : Front / Rear
- Easy connection with re-workable poke-in connector
- Fit better to replace conventional T5, T8 fixture with narrow width



Applications

Indoor Lighting:

- Office / Retail / Living space
- Troffer / Linear / Pendant

Table of Contents

1.	Product Code Information	-----	3
2.	Characteristics	-----	4
3.	Structure and Assembly	-----	6
4.	Certification and Declaration	-----	12
5.	Label Structure	-----	13
6.	Packing Structure	-----	15
7.	Precautions in Handling & Use	-----	16

1. Product Code Information

a) S562H

Nominal CCT (K)		Product Code
3000		SI-B8V13156SEU
4000	STANDARD Front CNT	SI-B8T13156SEU
6500		SI-B8P13156SEU

Nominal CCT (K)		Product Code
3000		SI-B8V13256SEU
4000	STANDARD Rear CNT	SI-B8T13256SEU
6500		SI-B8P13256SEU

b) S282H

Nominal CCT (K)		Product Code
3000		SI-B8V07128VEU
4000	STANDARD Front CNT	SI-B8T07128VEU
6500		SI-B8P07128VEU

Nominal CCT (K)		Product Code
3000		SI-B8V07228VEU
4000	STANDARD Rear CNT	SI-B8T07228VEU
6500		SI-B8P07228VEU

2. Characteristics

Item	Rating	Unit	Remark
Rated Lifetime	>50,000	hour	L70B50
Ingress Protection (IP)	no rating	-	
Ambient / Operating Temperature (t_{amb})	-20 ~ +50	°C	
Storage Temperature	-30 ~ +80	°C	

a) 560mm

Item	Nom. CCT (K)	Rating			If(mA)	Remark
		Min	Typ.	Max		
Luminous Flux (Φ_v)	3000	1940	2155	2370	lm	$I_f = 280 \text{ mA}$ $t_p = 50 \text{ }^\circ\text{C}$
	4000	2025	2250	2475		
	6500	2025	2250	2475		
Luminous Efficacy	3000	147	164	180	lm/W	
	4000	154	171	188		
	6500	154	171	188		
CCT	3000		3000		K	
	4000		4000			
	6500		6500			
Color Consistency (initial)	3000		3		Mac Adam step	
	4000	-	3	-		
	6500	-	3	-		
Color Rendering Index (Ra)		80	83	-	-	
Operating Current (I_f)		-	280	540	mA	
Operating Voltage (V_f)		44.6	46.9	49.2	Vdc	
Power Consumption		12.5	13.2	13.9	W	

Notes:

- t_p : temperature at which performance is specified; measured at "Tc point".
- Samsung maintains a measurement tolerance of: Luminous flux: $\pm 7\%$, CRI: ± 3.0 , Voltage: $\pm 0.3 \text{ V}$, Power Consumption: $\pm 0.3 \text{ W}$
- Max 4 kV for ESD(Direct contact)

b) 280mm

Item	Nom. CCT (K)	Rating			Unit	Remark
		Min	Typ.	Max		
Luminous Flux (Φ_v)	3000	965	1070	1175	lm	I _f = 280 mA t _p = 50 °C
	4000	1008	1120	1232		
	6500	1008	1120	1232		
Luminous Efficacy	3000	147	163	179	lm/W	
	4000	153	170	187		
	6500	153	170	187		
CCT	3000		3000		K	
	4000		4000			
	6500		6500			
Color Consistency (initial)	3000		3		Mac Adam step	
	4000	-	3	-		
	6500	-	3	-		
Color Rendering Index (Ra)		80	83	-	-	
Operating Current (I _f)		-	280	540	mA	
Operating Voltage (V _f)		22.2	23.4	24.6	Vdc	
Power Consumption		6.3	6.6	6.9	W	

Notes:

- 1) t_p: temperature at which performance is specified; measured at “Tc point”.
- 2) Samsung maintains a measurement tolerance of: Luminous flux: ±7 %, CRI: ±3.0, Voltage: ±0.3 V, Power Consumption: ±0.3W
- 3) Max 4 kV for ESD(Direct contact)

Item	Nominal*	Life**	Max***	Unit
Temperature	50 (t _p)	85(t _{p,50})	90(t _c)	°C

Notes:

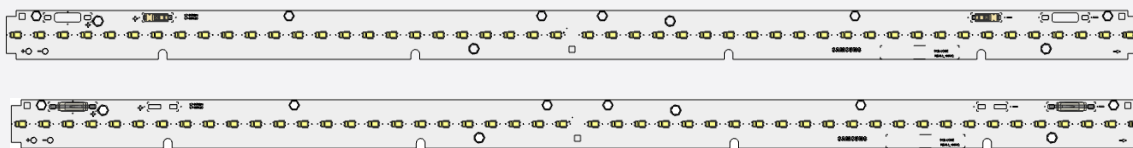
- * Temperature used to specify performance of the module (t_p).
- ** Rated maximum performance temperature at which lifetime is specified (t_{p,50}).
- *** Rated maximum temperature, highest permissible temperature to avoid safety risk (t_c).

All temperatures are measured at the designated “Tc point” as indicated on the module.

3. Structure and Assembly

a) Appearance

560mm



280mm

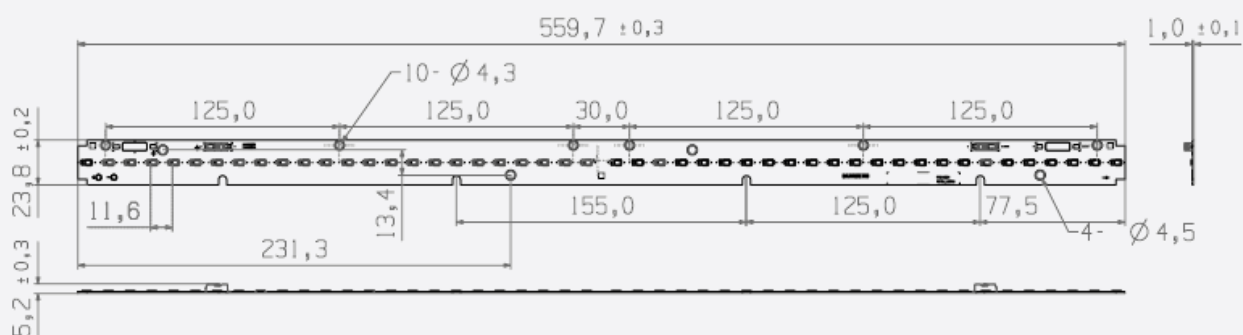


b) Dimension

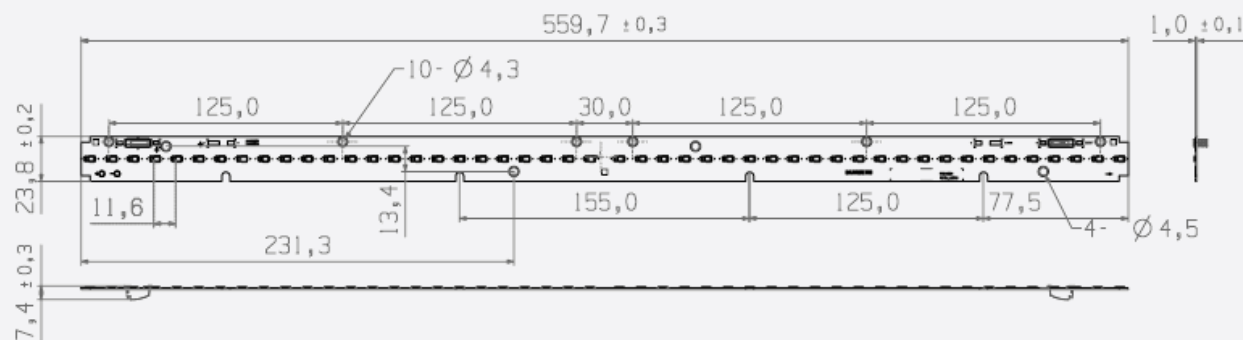
560mm

Dimension	Specification	Tolerance	Unit
Module Length	559.7	±0.3	mm
Module Width	23.8	±0.2	mm
Module Height	Front : 5.2 Rear : 7.4	±0.3	mm
PCB Thickness	1.0	±0.1	mm
Module Weight	76.0	±3.8	g

- Front Connector Module



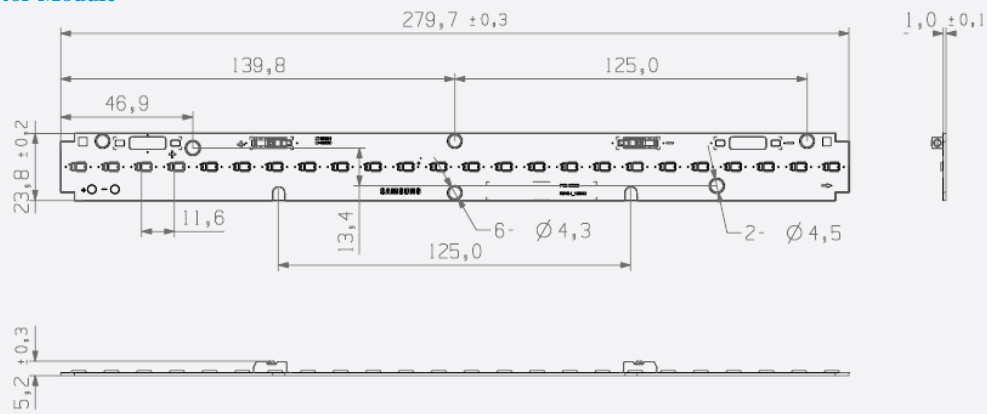
- Rear Connector Module



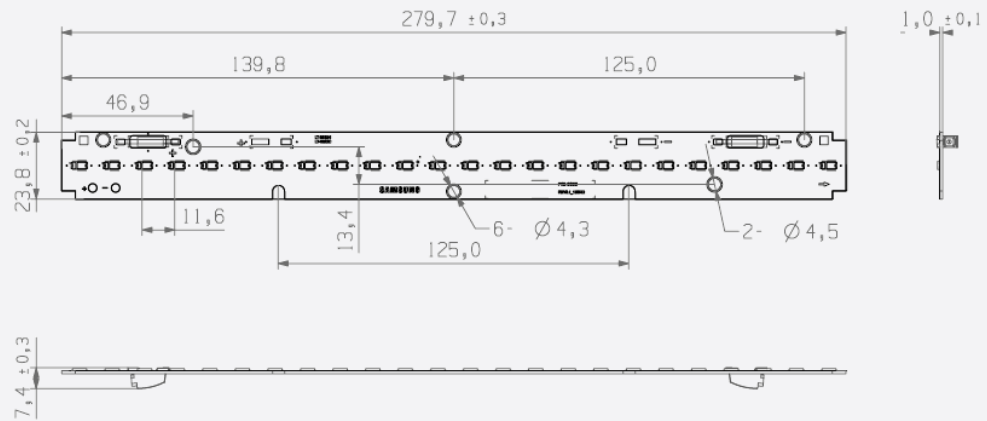
280mm

Dimension	Specification	Tolerance	Unit
Module Length	279.7	± 0.3	mm
Module Width	23.8	± 0.2	mm
Module Height	Front : 5.2 Rear : 7.4	± 0.3	mm
PCB Thickness	1.0	± 0.1	mm
Module Weight	35	± 1.8	g

- Front Connector Module



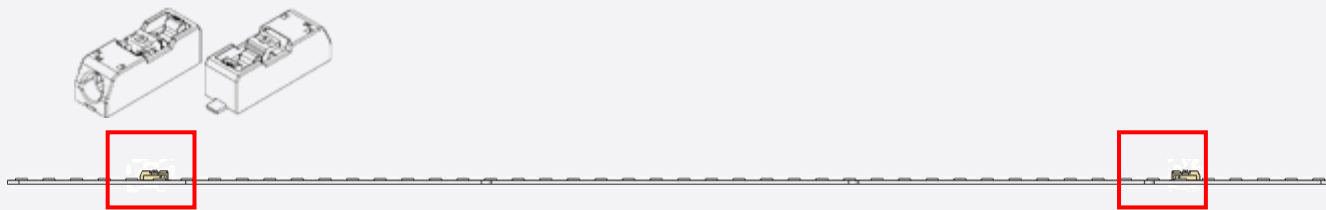
- Rear Connector Module




c) Assembly

Connectors on the board are provided for easy wiring with the LED driver and between modules

[Front connector]



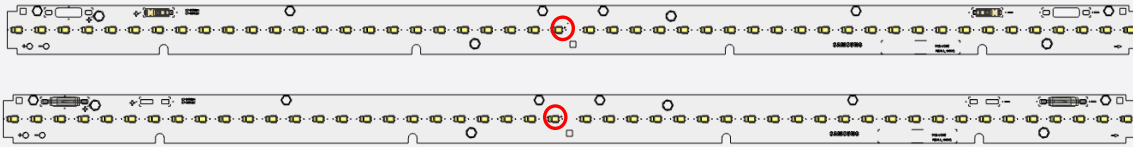
[Rear connector]



d) Thermal Management

Performance temperatures are measured on “Tc point” as indicated on the module.

560mm

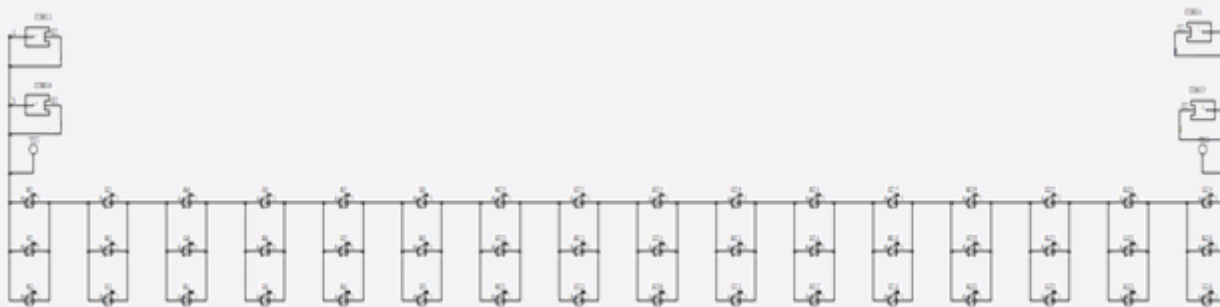


280mm

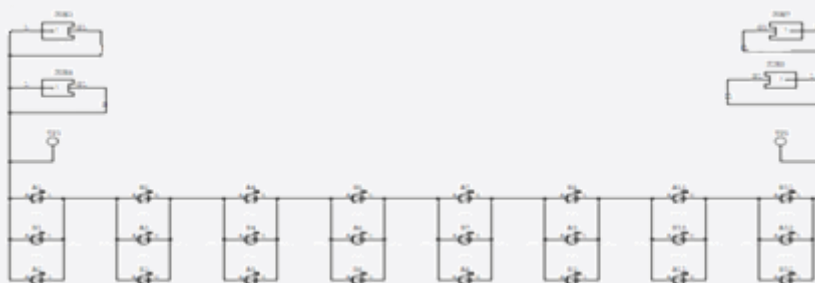


e) Schematic Circuit

560mm : 16s x 3p



280mm : 8s x 3p



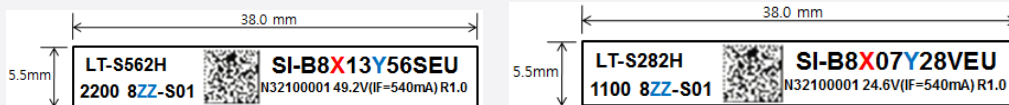
4. Certification and Declaration

Item	Compliant to	Remark
Test & Certification	CE	IEC / EN 62031, IEC / EN 62471
	ENEC	IEC / EN 62031, IEC / EN 62471
	VDE	N/A
	UL	N/A
	cUL	N/A
	Photo biological Safety(LM561B+ LED)	IEC / EN 62471
Declaration	RoHS	Hazardous Substance & Material
	REACH	Hazardous Substance & Material

5. Label Structure

a) Module Label

[Printing Label]



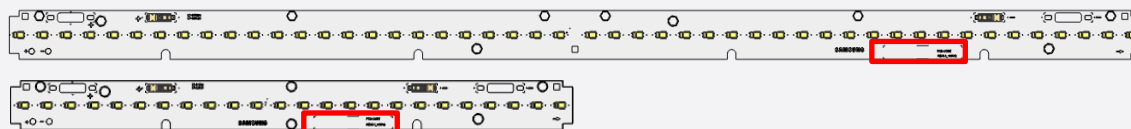
[Information of Barcode]

- ① Model code: SI-B8X13Y56SEU
SI-B8X07Y28VEU
(X : V(3000K), T(4000K), Y : 1(Front CNT), 2(Rear CNT))
- ② Product name: LT-S562H
LT-S282H
- ③ CRI & Color temperature: 8ZZ
ZZ: 30, 40
- ④ LED maker: -S (Samsung)
Group No.: 01 (Binning group)
- ⑤ SMT date: N321 (2013-March-21)
A (2000), B (2001) ······ K (2010), L (2011), M (2012), N (2013) ······ (year)
1 (January), ······ 9(September), A (October), B (November), C (December) (month)
01, 02, 03, ······ 31th (date)
- ⑥ Serial No.: 00001~99999; Setting "00001" every working day
- ⑦ Voltage (IF)
- ⑧ Product Revision: R1.0

[QR CODE Information]

- ① Example: SI-B8X13Y56SEU_ N321100001ZZ00K-S01
- ② 34 digits: Model code (14) + Space (1) + SMT date (4) + SMT line No. (1) + Serial No. (5)
+ Color temperature (5) + Dash(1) + LED maker (1) + GROUP No. (2)

Model CODE	SI-B8X13Y56SEU
QR CODE Information	SI-B8X13Y56SEU_N321100001ZZ00K-S01



b) Tray & MBB Label

- 100mm x 50mm



① Model code: SI-B8X13Y56SEU

SI-B8X07Y28VEU

② LOT: 20150101-D0001

Packing Date(8 digit) → 20150101

Production Site(1digit) → PyeongTaek SUHIL(E), TianJIn SUHIL(D), SLED(B)

Serial no(4 digit) → 0001~9999, A111~A999

③ QTY: Quantity of Packaged Bar (5 Digit)

④ W/W: Production Year(2 digit) + Production Week(2 digit)

⑤ Issue date of Label: 12:year/01:month/30:day

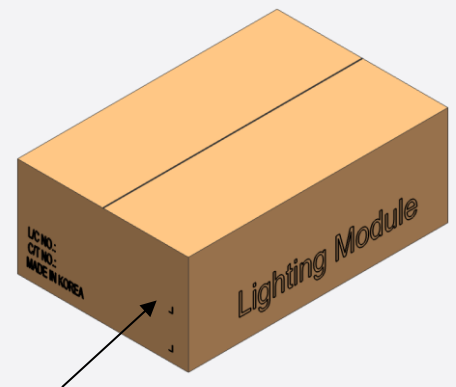
c) Box Label

- 100mm x 50mm



The lot number is composed of the following characters:

- ① Product code
- ② Lot ID
- ③ Place of origin
- ④ Quantity
- ⑤ Describe production week
- ⑥ Date of Issue



6. Packing Structure

ARTICLE	TRAY	BOX	PALLET	REMARK	
Quantity	30 ea	240 ea	3840 ea	S562H	Front Connector
			5760 ea	S282H	
	17 ea	136 ea	2176 ea	S562H	Rear Connector
			3264 ea	S282H	

7. Precautions in Handling & Use

A. The LED Lighting Modules for white light are devices which are materialized by combining white LEDs.

The color of white light can differ a little unusually to diffuser plate(sign-board panel).

Also when the LEDs are illuminating, operating current should be decided after considering the ambient maximum temperature.

B. Handling

To prevent the LED Lighting Modules from making any defectives, please handle the LED Lighting Modules with care as follows.

- (1) Don't drop the unit and don't give the unit any shocks.
- (2) Don't bend the PCB and don't touch the LED Resin.
- (3) Don't storage the Module in a dusty place or room.
- (4) Don't take the product apart.
- (5) Don't touch the LED and also PCB and other circuit parts of Module with your naked fingers or sharpness things.
- (6) Take care so that do not pull wire with hand in case of carries or moves LED Lighting Modules.

C. Cleaning

The LED Lighting Modules should not be used in any type of fluid such as water, oil, organic solvent, etc.

It is recommended that IPA (Isopropyl Alcohol) be used as a solvent for cleaning the LED Lighting Modules.

When using other solvents, it should be confirmed beforehand whether the solvents will dissolve the package and the resin or not. Freon solvents should not be used to clean the LEDs because of worldwide regulations. Do not clean the LED Lighting Modules by the ultrasonic.

Before cleaning, a pre-test should be done to confirm whether any damage to the LED Lighting Modules will occur.

D. Static Electricity

Static electricity or surge voltage damages the LED Lighting Modules. Please keep the working process anti-static electricity condition to prevent the Lighting from destroying, as following.

- (1) Anyone who handles the unit should be well grounded.(earth ring or anti-static glove)
- (2) Anyone who handles the unit should wear anti-electrostatic working clothes.
- (3) All kinds of device and instruments, such as working table, measuring instruments and assembly jigs in your production lines should be well grounded.

E. Storage

The LED Lighting Modules must be stored to insert a package of a moisture absorbent material(silica gel) in a box.

F. Others

If over voltage which exceeds the absolute maximum rating is applied to LED Lighting Modules.

It will cause damage Circuits(that LED is included) and result in destruction.

Do not directly look into lighted LED with naked eyes.

Please use this product within 5 months, which is kept in its original packaging unopened when stocked

Legal and additional information.

[About Samsung Electronics Co., Ltd.](#)

Samsung Electronics Co., Ltd. is a global leader in technology, opening new possibilities for people everywhere. Through relentless innovation and discovery, we are transforming the worlds of TVs, smartphones, tablets, PCs, cameras, home appliances, printers, LTE systems, medical devices, semiconductors and LED solutions. We employ 286,000 people across 80 countries with annual sales of US\$216.7 billion. To discover more, please visit www.samsungled.com.

Copyright © 2016 Samsung Electronics Co., Ltd. All rights reserved.
Samsung is a registered trademark of Samsung Electronics Co., Ltd.
Specifications and designs are subject to change without notice. Non-metric weights and measurements are approximate. All data were deemed correct at time of creation. Samsung is not liable for errors or omissions. All brand, product, service names and logos are trademarks and/or registered trademarks of their respective owners and are hereby recognized and acknowledged.

Samsung Electronics Co., Ltd.
95, Samsung 2-ro
Giheung-gu
Yongin-si, Gyeonggi-do, 446-711
KOREA

www.samsungled.com

Looking for pricing, stock, or lifecycle information?

Click below to explore more details on WIN SOURCE:

- ⊖ [View SI-B8R07228HWW on WIN SOURCE](#)
- ⊖ [Samsung Information](#)

Optimize Your Supply Chain with WIN SOURCE Solutions

- ✓ Global Sourcing Solution
- ✓ Obsolete Management
- ✓ Cost Control Management
- ✓ Shortage Management
- ✓ Alternative Solution
- ✓ Excess Inventory Management