

[About Samsung Electronics Co., Ltd.](#)

Samsung Electronics Co. Ltd inspires the world and shapes the future with transformative ideas and technologies. The company is redefining the worlds of TVs, smartphones, wearable devices, tablets, digital appliances, network systems, and semiconductor and LED solutions. For the latest news, please visit the Samsung Newsroom at <http://news.samsung.com>.

Copyright © 2019 Samsung Electronics Co., Ltd. All rights reserved.
Samsung Electronics reserves the right to modify, at its sole discretion, the design, packaging, specifications, and features shown herein without notice at any time.

Samsung Electronics Co., Ltd.
Samsung-ro 1, Giheung-gu, Yongin-si,
Gyeonggi-do, 17113 Korea

www.samsungled.com



Samsung LED

Linear Platform Modules (US)

Indoor Linear Light

With their modular construction, easy-to-use connections and optimal color consistency, Samsung's linear module line-ups are well-suited for a wide variety of luminaires.



High luminous efficacy



Uniform light distribution

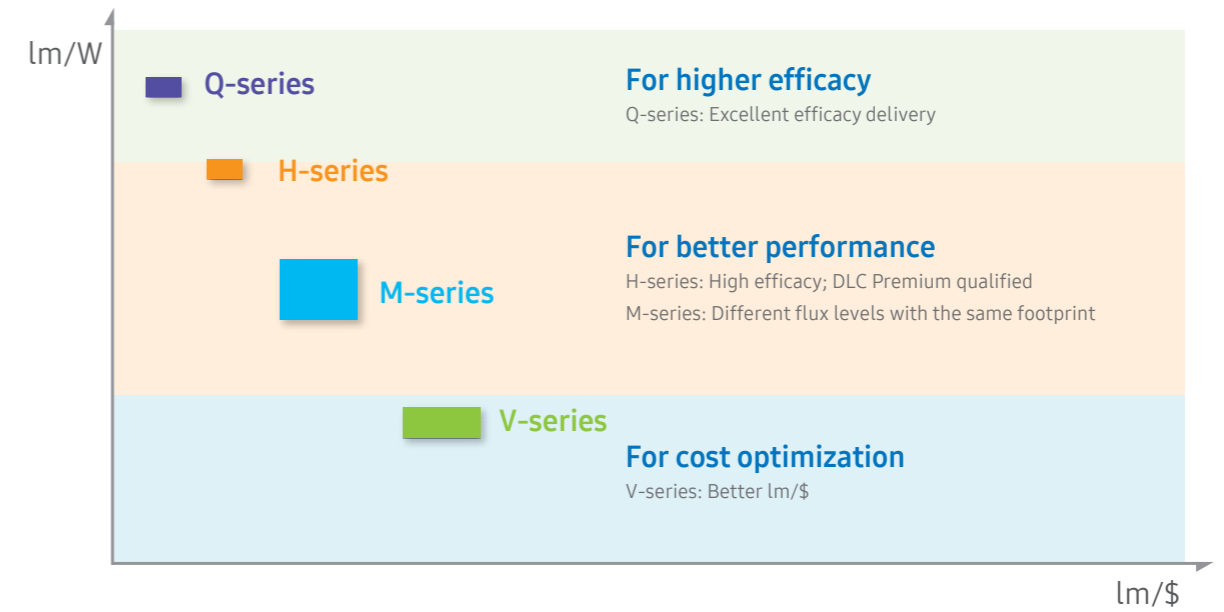


Easy to design



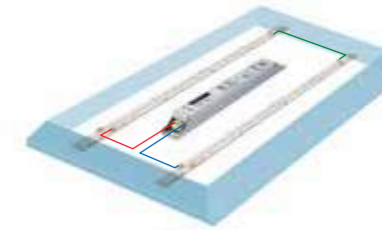
A wide range of lighting solutions

- Much design flexibility for achieving desired lumen and efficacy levels through the use of narrow modular platforms



Greater design flexibility

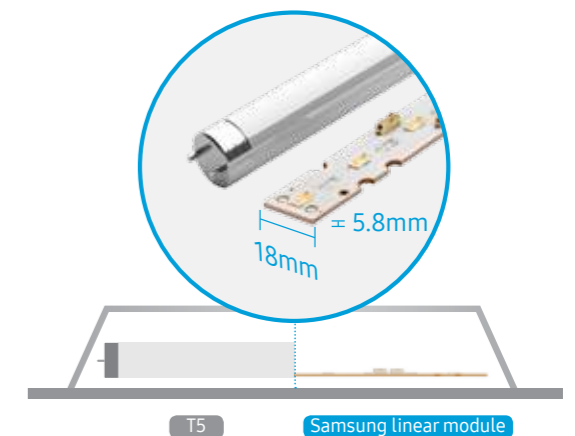
- Platform designed to easily switch modules between luminaires for the desired lumen output



| | [Module] | [Fixture] |
|-------|--------------------|--------------------|
| Q562A | 2000 lm & 203 lm/W | 1700 lm & 148 lm/W |
| H562D | 2020 lm & 187 lm/W | 1720 lm & 137 lm/W |
| M562C | 2775 lm & 165 lm/W | 2360 lm & 121 lm/W |
| V562C | 2460 lm & 146 lm/W | 2090 lm & 107 lm/W |
| Q562A | 4000 lm & 203 lm/W | 3400 lm & 148 lm/W |
| H562D | 4040 lm & 187 lm/W | 3440 lm & 137 lm/W |
| M562C | 5550 lm & 165 lm/W | 4720 lm & 121 lm/W |
| V562C | 4920 lm & 146 lm/W | 4180 lm & 107 lm/W |

• Assumed as Optic 86%, Driver 88%

- Narrow width to fit into T5



- 18mm: Same width with T5
- 5.8mm: Smaller height

Line-up

| Product | Key Features | Efficacy (lm/W) | Lifespan |
|--|---|-----------------|----------|
|  Q-series | <ul style="list-style-type: none"> • Highest performance • 203lm/W [4000K, CRI 80+, Tp 40°C] | ●●●●● | ●●●●● |
|  H-series | <ul style="list-style-type: none"> • High performance • 187lm/W [4000K, CRI 80+, Tp 40°C] | ●●●●○ | ●●●●○ |
|  M-series | <ul style="list-style-type: none"> • Flexible design choices • High efficacy up to 165lm/W @4000K | ●●●○○ | ●●●○○ |
|  V-series | <ul style="list-style-type: none"> • Value solution • 146lm/W [4000K, CRI80+, Tp 50°C] | ●●●○○ | ●●●○○ |
|  T-series | <ul style="list-style-type: none"> • White tunable solution with color temperatures from 2700K to 6500K | ●●○○○ | ●●○○○ |

| Model | Length | | | CRI | | CCT | | | | | |
|----------|--------|-----|-----|-----|-----|------|------|------|------|------|------|
| | 4ft | 2ft | 1ft | 80+ | 90+ | 2700 | 3000 | 3500 | 4000 | 5000 | 6500 |
| Q-series | ● | ● | ● | ● | | | ● | ● | ● | ● | |
| H-series | ● | ● | ● | ● | | | ● | ● | ● | ● | |
| M-series | ● | ● | ● | ● | ● | ● | ● | ● | ● | ● | |
| V-series | ● | ● | ● | ● | | | ● | ● | ● | ● | |
| T-series | | ● | ● | ● | | ● | ● | ● | ● | ● | ● |

T-series



| Product | Luminous Flux (lm) | Power Consumption (W) | Input Voltage (V) | IF (mA) | Imax (mA) | Efficacy (lm/W) | CRI | CCT (K) | Beam Angle (°) | Size (mm) | Temperature Range (°C) | Life time (hrs) | Certification | Part Number |
|----------|--------------------|-----------------------|-------------------|-----------|-----------|-----------------|-----|---------|----------------|------------|------------------------|-----------------|---------------|----------------|
| LT-T562C | 1900 | 13.5 | 18.0 / 0 | 750 / 0 | - | 141 | | 2700 | | | | | | |
| | 2075 | 12.6 | 16.7 / 16.7 | 375 / 375 | - | 165 | 80+ | 4000 | 115 | 560x18x5.5 | -20~+50 | 50000 | cUL, UL | SI-B8A131560WW |
| | 2060 | 13.5 | 0 / 18.0 | 0 / 750 | - | 153 | | 6500 | | | | | | |
| LT-T282C | 950 | 6.8 | 9.0 / 0 | 750 / 0 | - | 141 | | 2700 | | | | | | |
| | 1040 | 6.3 | 8.4 / 8.4 | 375 / 375 | - | 165 | 80+ | 4000 | 115 | 275x18x5.5 | -20~+50 | 50000 | cUL, UL | SI-B8A071280WW |
| | 1030 | 6.8 | 0 / 9.0 | 0 / 750 | - | 153 | | 6500 | | | | | | |

Q-series



| Product | Luminous Flux (lm) | Power Consumption (W) | Input Voltage (V) | IF (mA) | Imax (mA) | Efficacy (lm/W) | CRI | CCT (K) | Beam Angle (°) | Size (mm) | Temperature Range (°C) | Life time (hrs) | Certification | Part Number |
|----------|--------------------|-----------------------|-------------------|---------|-----------|-----------------|-----|---------|----------------|-------------|------------------------|-----------------|---------------|----------------|
| LT-QB22A | 3680 | 19.7 | 43.8 | 450 | 900 | 187 | 80+ | 3000 | 115 | 1120x18x5.2 | -20~+50 | 50000 | cUL, UL | SI-B8V201B20US |
| | 3900 | | | | | 198 | | 3500 | | | | | | SI-B8U201B20US |
| | 4000 | | | | | 203 | | 4000 | | | | | | SI-B8T201B20US |
| | 4100 | | | | | 208 | | 5000 | | | | | | SI-B8R201B20US |
| LT-Q562A | 1840 | 9.9 | 21.9 | 450 | 900 | 187 | 80+ | 3000 | 115 | 560x18x5.8 | -20~+50 | 50000 | cUL, UL | SI-B8V101560US |
| | 1950 | | | | | 198 | | 3500 | | | | | | SI-B8U101560US |
| | 2000 | | | | | 203 | | 4000 | | | | | | SI-B8T101560US |
| | 2050 | | | | | 208 | | 5000 | | | | | | SI-B8R101560US |
| LT-Q282A | 920 | 4.9 | 10.9 | 450 | 900 | 187 | 80+ | 3000 | 115 | 275x18x5.8 | -20~+50 | 50000 | cUL, UL | SI-B8V051280US |
| | 975 | | | | | 198 | | 3500 | | | | | | SI-B8U051280US |
| | 1000 | | | | | 203 | | 4000 | | | | | | SI-B8T051280US |
| | 1025 | | | | | 208 | | 5000 | | | | | | SI-B8R051280US |

H-series



| Product | Luminous Flux (lm) | Power Consumption (W) | Input Voltage (V) | IF (mA) | Imax (mA) | Efficacy (lm/W) | CRI | CCT (K) | Beam Angle (°) | Size (mm) | Temperature Range (°C) | Life time (hrs) | Certification | Part Number |
|----------|--------------------|-----------------------|-------------------|---------|-----------|-----------------|-----|---------|----------------|-------------|------------------------|-----------------|---------------|----------------|
| LT-HB22D | 3870 | 21.6 | 22.5 | 960 | 2400 | 179 | 80+ | 3000 | 115 | 1120x18x5.8 | -20~+50 | 50000 | cUL, UL | SI-B8V221B2HUS |
| | 3925 | | | | | 182 | | 3500 | | | | | | SI-B8U221B2HUS |
| | 4040 | | | | | 187 | | 4000 | | | | | | SI-B8T221B2HUS |
| | 4040 | | | | | 187 | | 5000 | | | | | | SI-B8R221B2HUS |
| LT-H562D | 1935 | 10.8 | 22.5 | 480 | 1200 | 179 | 80+ | 3000 | 115 | 560x18x5.8 | -20~+50 | 50000 | cUL, UL | SI-B8V11156HUS |
| | 1965 | | | | | 182 | | 3500 | | | | | | SI-B8U11156HUS |
| | 2020 | | | | | 187 | | 4000 | | | | | | SI-B8T11156HUS |
| | 2020 | | | | | 187 | | 5000 | | | | | | SI-B8R11156HUS |
| LT-H282D | 970 | 5.4 | 22.5 | 240 | 600 | 180 | 80+ | 3000 | 115 | 275x18x5.8 | -20~+50 | 50000 | cUL, UL | SI-B8V05128HUS |
| | 980 | | | | | 181 | | 3500 | | | | | | SI-B8U05128HUS |
| | 1010 | | | | | 187 | | 4000 | | | | | | SI-B8T05128HUS |
| | 1010 | | | | | 187 | | 5000 | | | | | | SI-B8R05128HUS |

M-series



| Product | Luminous Flux (lm) | Power Consumption (W) | Input Voltage (V) | IF (mA) | Imax (mA) | Efficacy (lm/W) | CRI | CCT (K) | Beam Angle (°) | Size (mm) | Temperature Range (°C) | Life time (hrs) | Certification | Part Number |
|----------------|--------------------|-----------------------|-------------------|---------|-----------|-----------------|-----|---------|----------------|-------------|------------------------|-----------------|---------------|----------------|
| LT-MB22C Gen 3 | 5330 | 33.6 | 24 | 1400 | 2160 | 159 | 80+ | 3000 | 115 | 1120x18x5.2 | -20~+50 | 50000 | cUL, UL | SI-B8V341B2001 |
| | 5400 | | | | | 161 | | 3500 | | | | | | SI-B8U341B2001 |
| | 5550 | | | | | 165 | | 4000 | | | | | | SI-B8T341B2001 |
| | 5550 | | | | | 165 | | 5000 | | | | | | SI-B8R341B2001 |
| LT-M562C Gen 3 | 2665 | 16.8 | 24 | 700 | 1080 | 159 | 80+ | 3000 | 115 | 560x18x5.8 | -20~+50 | 50000 | cUL, UL | SI-B8V17256001 |
| | 2700 | | | | | 161 | | 3500 | | | | | | SI-B8U17256001 |
| | 2775 | | | | | 165 | | 4000 | | | | | | SI-B8T17256001 |
| | 2775 | | | | | 165 | | 5000 | | | | | | SI-B8R17256001 |
| LT-M282C Gen 3 | 1660 | 11.2 | 24.8 | 450 | 540 | 149 | 80+ | 3000 | 115 | 275x18x5.8 | -20~+50 | 50000 | cUL, UL | SI-B8V11428001 |
| | 1680 | | | | | 151 | | 3500 | | | | | | SI-B8U11428001 |
| | 1730 | | | | | 155 | | 4000 | | | | | | SI-B8T11428001 |
| | 1730 | | | | | 155 | | 5000 | | | | | | SI-B8R11428001 |
| LT-MB22A | 3160 | 22.3 | 24.8 | 900 | 1080 | 142 | 80+ | 3000 | 115 | 1120x18x5.2 | -20~+50 | 50000 | cUL, UL | SI-B8V221B20WW |
| | 3210 | | | | | 144 | | 3500 | | | | | | SI-B8U221B20WW |
| | 3300 | | | | | 148 | | 4000 | | | | | | SI-B8T221B20WW |
| | 3300 | | | | | 148 | | 5000 | | | | | | SI-B8R221B20WW |
| LT-MB22B | 4210 | 29.8 | 24.8 | 1200 | 1440 | 141 | 80+ | 3000 | 115 | 1120x18x5.2 | -20~+50 | 50000 | cUL, UL | SI-B8V301B20WW |
| | 4280 | | | | | 144 | | 3500 | | | | | | SI-B8U301B20WW |
| | 4400 | | | | | 148 | | 4000 | | | | | | SI-B8T301B20WW |
| | 4400 | | | | | 148 | | 5000 | | | | | | SI-B8R301B20WW |
| LT-MB22C | 5070 | 33.6 | 24.0 | 1400 | 2160 | 151 | 80+ | 3000 | 115 | 1120x18x5.2 | -20~+50 | 50000 | cUL, UL | SI-B8V341B20WW |
| | 5150 | | | | | 153 | | 3500 | | | | | | SI-B8U341B20WW |
| | 5310 | | | | | 158 | | 4000 | | | | | | SI-B8T341B20WW |
| | 5310 | | | | | 158 | | 5000 | | | | | | SI-B8R341B20WW |



| Product | Luminous Flux (lm) | Power Consumption (W) | Input Voltage (V) | IF (mA) | Imax (mA) | Efficacy (lm/W) | CRI | CCT (K) | Beam Angle (°) | Size (mm) | Temperature Range (°C) | Life time (hrs) | Certification | Part Number |
|----------------|--------------------|-----------------------|-------------------|---------|-----------|-----------------|-----|---------|----------------|------------|------------------------|-----------------|---------------|----------------|
| LT-M562A Gen 2 | 1580 | 11.2 | 24.8 | 450 | 540 | 141 | 80+ | 3000 | 115 | 560x18x5.8 | -20~+50 | 50000 | CE cUL, UL | SI-B8V113560WW |
| | 1605 | | | | | 144 | | 3500 | | | | | | SI-B8U113560WW |
| | 1650 | | | | | 148 | | 4000 | | | | | | SI-B8T113560WW |
| | 1650 | | | | | 148 | | 5000 | | | | | | SI-B8R113560WW |
| LT-M562B Gen 2 | 2105 | 14.9 | 24.8 | 600 | 720 | 141 | 80+ | 3000 | 115 | 560x18x5.8 | -20~+50 | 50000 | CE cUL, UL | SI-B8V152560WW |
| | 2140 | | | | | 144 | | 3500 | | | | | | SI-B8U152560WW |
| | 2200 | | | | | 148 | | 4000 | | | | | | SI-B8T152560WW |
| | 2200 | | | | | 148 | | 5000 | | | | | | SI-B8R152560WW |
| LT-M562C Gen 2 | 2535 | 16.8 | 24.0 | 700 | 1080 | 151 | 80+ | 3000 | 115 | 560x18x5.8 | -20~+50 | 50000 | CE cUL, UL | SI-B8V172560WW |
| | 2575 | | | | | 153 | | 3500 | | | | | | SI-B8U172560WW |
| | 2655 | | | | | 158 | | 4000 | | | | | | SI-B8T172560WW |
| | 2655 | | | | | 158 | | 5000 | | | | | | SI-B8R172560WW |
| LT-M282A Gen 2 | 790 | 5.6 | 12.4 | 450 | 540 | 142 | 80+ | 3000 | 115 | 275x18x5.8 | -20~+50 | 50000 | CE cUL, UL | SI-B8V052280WW |
| | 800 | | | | | 143 | | 3500 | | | | | | SI-B8U052280WW |
| | 825 | | | | | 148 | | 4000 | | | | | | SI-B8T052280WW |
| | 825 | | | | | 148 | | 5000 | | | | | | SI-B8R052280WW |
| LT-M282B Gen 2 | 1050 | 7.4 | 24.8 | 300 | 360 | 142 | 80+ | 3000 | 115 | 275x18x5.8 | -20~+50 | 50000 | CE cUL, UL | SI-B8V072280WW |
| | 1070 | | | | | 144 | | 3500 | | | | | | SI-B8U072280WW |
| | 1100 | | | | | 148 | | 4000 | | | | | | SI-B8T072280WW |
| | 1100 | | | | | 148 | | 5000 | | | | | | SI-B8R072280WW |
| LT-M282C Gen 2 | 1580 | 11.2 | 24.8 | 450 | 540 | 142 | 80+ | 3000 | 115 | 275x18x5.8 | -20~+50 | 50000 | CE cUL, UL | SI-B8V114280WW |
| | 1605 | | | | | 144 | | 3500 | | | | | | SI-B8U114280WW |
| | 1650 | | | | | 148 | | 4000 | | | | | | SI-B8T114280WW |
| | 1650 | | | | | 148 | | 5000 | | | | | | SI-B8R114280WW |
| LT-M562F | 1205 | 11.2 | 24.8 | 450 | 540 | 108 | 90+ | 2700 | 115 | 560x18x5.8 | -20~+50 | 50000 | cUL, UL | SI-B9W111560WW |
| | 1225 | | | | | 110 | | 3000 | | | | | | SI-B9V111560WW |
| | 1250 | | | | | 112 | | 3500 | | | | | | SI-B9U111560WW |
| | 1300 | | | | | 116 | | 4000 | | | | | | SI-B9T111560WW |
| LT-M562G | 1605 | 14.9 | 24.8 | 600 | 720 | 108 | 90+ | 2700 | 115 | 560x18x5.8 | -20~+50 | 50000 | cUL, UL | SI-B9W151560WW |
| | 1635 | | | | | 110 | | 3000 | | | | | | SI-B9V151560WW |
| | 1670 | | | | | 112 | | 3500 | | | | | | SI-B9U151560WW |
| | 1730 | | | | | 116 | | 4000 | | | | | | SI-B9T151560WW |
| LT-M562H | 1935 | 16.8 | 24.0 | 700 | 1080 | 115 | 90+ | 2700 | 115 | 560x18x5.8 | -20~+50 | 50000 | cUL, UL | SI-B9W171560WW |
| | 1970 | | | | | 117 | | 3000 | | | | | | SI-B9V171560WW |
| | 2010 | | | | | 120 | | 3500 | | | | | | SI-B9U171560WW |
| | 2085 | | | | | 124 | | 4000 | | | | | | SI-B9T171560WW |
| LT-M272F | 600 | 5.6 | 12.4 | 450 | 540 | 108 | 90+ | 2700 | 115 | 275x18x5.8 | -20~+50 | 50000 | cUL, UL | SI-B9W051280WW |
| | 615 | | | | | 110 | | 3000 | | | | | | SI-B9V051280WW |
| | 625 | | | | | 112 | | 3500 | | | | | | SI-B9U051280WW |
| | 650 | | | | | 116 | | 4000 | | | | | | SI-B9T051280WW |
| LT-M272G | 800 | 7.4 | 24.8 | 300 | 360 | 108 | 90+ | 2700 | 115 | 275x18x5.8 | -20~+50 | 50000 | cUL, UL | SI-B9W071280WW |
| | 820 | | | | | 110 | | 3000 | | | | | | SI-B9V071280WW |
| | 835 | | | | | 112 | | 3500 | | | | | | SI-B9U071280WW |
| | 865 | | | | | 116 | | 4000 | | | | | | SI-B9T071280WW |
| LT-M272H | 1205 | 11.2 | 24.8 | 450 | 540 | 108 | 90+ | 2700 | 115 | 275x18x5.8 | -20~+50 | 50000 | cUL, UL | SI-B9W113280WW |
| | 1225 | | | | | 110 | | 3000 | | | | | | SI-B9V113280WW |
| | 1250 | | | | | 112 | | 3500 | | | | | | SI-B9U113280WW |
| | 1300 | | | | | 116 | | 4000 | | | | | | SI-B9T113280WW |

V-series



| Product | Luminous Flux (lm) | Power Consumption (W) | Input Voltage (V) | IF (mA) | Imax (mA) | Efficacy (lm/W) | CRI | CCT (K) | Beam Angle (°) | Size (mm) | Temperature Range (°C) | Life time (hrs) | Certification | Part Number |
|----------|--------------------|-----------------------|-------------------|---------|-----------|-----------------|-----|---------|----------------|--------------|------------------------|-----------------|---------------|----------------|
| LT-VB22F | 8300 | 52.1 | 46.5 | 1120 | 1350 | 159 | 80+ | 3000 | 115 | 1120x18x5.5 | -30~+50 | 50000 | cUL, UL | SI-B8V522B2CUS |
| | 8410 | | | | | 161 | | 3500 | | | | | | SI-B8U522B2CUS |
| | 8690 | | | | | 167 | | 4000 | | | | | | SI-B8T522B2CUS |
| | 8800 | | | | | 169 | | 5000 | | | | | | SI-B8R522B2CUS |
| LT-V562F | 4150 | 26.1 | 23.3 | 1120 | 1350 | 159 | 80+ | 3000 | 115 | 560x18x5.5 | -30~+50 | 50000 | cUL, UL | SI-B8V26256CUS |
| | 4205 | | | | | 161 | | 3500 | | | | | | SI-B8U26256CUS |
| | 4345 | | | | | 167 | | 4000 | | | | | | SI-B8T26256CUS |
| | 4400 | | | | | 169 | | 5000 | | | | | | SI-B8R26256CUS |
| LT-V564F | 8300 | 52.1 | 46.5 | 1120 | 1350 | 159 | 80+ | 3000 | 115 | 560x39.8x5.5 | -30~+50 | 50000 | cUL, UL | SI-B8V52256CUS |
| | 8410 | | | | | 161 | | 3500 | | | | | | SI-B8U52256CUS |
| | 8690 | | | | | 167 | | 4000 | | | | | | SI-B8T52256CUS |
| | 8800 | | | | | 169 | | 5000 | | | | | | SI-B8R52256CUS |
| LT-VB22C | 5360 | 32.5 | 46.4 | 700 | 900 | 165 | 80+ | 3000 | 115 | 1120x18x5.5 | -30~+50 | 50000 | cUL, UL | SI-B8V342B2CUS |
| | 5440 | | | | | 167 | | 3500 | | | | | | SI-B8U342B2CUS |
| | 5620 | | | | | 173 | | 4000 | | | | | | SI-B8T342B2CUS |
| | 5690 | | | | | 175 | | 5000 | | | | | | SI-B8R342B2CUS |
| LT-V562C | 2680 | 16.2 | 23.2 | 700 | 900 | 165 | 80+ | 3000 | 115 | 560x18x5.5 | -30~+50 | 50000 | cUL, UL | SI-B8V17256CWW |
| | 2720 | | | | | 167 | | 3500 | | | | | | SI-B8U17256CWW |
| | 2810 | | | | | 173 | | 4000 | | | | | | SI-B8T17256CWW |
| | 2845 | | | | | 175 | | 5000 | | | | | | SI-B8R17256CWW |



| Product | Luminous Flux (lm) | Power Consumption (W) | Input Voltage (V) | IF (mA) | Imax (mA) | Efficacy (lm/W) | CRI | CCT (K) | Beam Angle (°) | Size (mm) | Temperature Range (°C) | Life time (hrs) | Certification | Part Number |
|----------|--------------------|-----------------------|-------------------|---------|-----------|-----------------|-----|---------|----------------|-------------|------------------------|-----------------|---------------|----------------|
| LT-VB22A | 2696 | 21.2 | 25.2 | 840 | 1080 | 127 | 80+ | 3000 | 115 | 1120x18x5.5 | -20~+50 | 50000 | cUL, UL | SI-B8V221B2CUS |
| | 2800 | | | | | 132 | | 3500 | | | | | | SI-B8U221B2CUS |
| | 2904 | | | | | 137 | | 4000 | | | | | | SI-B8T221B2CUS |
| | 2904 | | | | | 137 | | 5000 | | | | | | SI-B8R221B2CUS |
| LT-VB22B | 4090 | 32.0 | 25.4 | 1260 | 1440 | 128 | 80+ | 3000 | 115 | 1120x18x5.5 | -20~+50 | 50000 | cUL, UL | SI-B8V301B2CUS |
| | 4218 | | | | | 132 | | 3500 | | | | | | SI-B8U301B2CUS |
| | 4314 | | | | | 135 | | 4000 | | | | | | SI-B8T301B2CUS |
| | 4314 | | | | | 135 | | 5000 | | | | | | SI-B8R301B2CUS |
| LT-VB22C | 4540 | 33.6 | 48.0 | 700 | 1080 | 135 | 80+ | 3000 | 115 | 1120x18x5.5 | -20~+50 | 50000 | cUL, UL | SI-B8V341B2CUS |
| | 4738 | | | | | 141 | | 3500 | | | | | | SI-B8U341B2CUS |
| | 4920 | | | | | 146 | | 4000 | | | | | | SI-B8T341B2CUS |
| | 4920 | | | | | 146 | | 5000 | | | | | | SI-B8R341B2CUS |
| LT-V562A | 1348 | 10.6 | 25.2 | 420 | 540 | 127 | 80+ | 3000 | 115 | 560x18x5.5 | -20~+50 | 50000 | cUL, UL | SI-B8V11156CWW |
| | 1400 | | | | | 132 | | 3500 | | | | | | SI-B8U11156CWW |
| | 1452 | | | | | 137 | | 4000 | | | | | | SI-B8T11156CWW |
| | 1452 | | | | | 137 | | 5000 | | | | | | SI-B8R11156CWW |
| LT-V562B | 2045 | 16.0 | 25.4 | 630 | 720 | 128 | 80+ | 3000 | 115 | 560x18x5.5 | -20~+50 | 50000 | cUL, UL | SI-B8V15156CWW |
| | 2109 | | | | | 132 | | 3500 | | | | | | SI-B8U15156CWW |
| | 2157 | | | | | 135 | | 4000 | | | | | | SI-B8T15156CWW |
| | 2157 | | | | | 135 | | 5000 | | | | | | SI-B8R15156CWW |
| LT-V562C | 2270 | 16.8 | 24.0 | 700 | 1080 | 135 | 80+ | 3000 | 115 | 560x18x5.5 | -20~+50 | 50000 | cUL, UL | SI-B8V17156CWW |
| | 2369 | | | | | 141 | | 3500 | | | | | | SI-B8U17156CWW |
| | 2460 | | | | | 146 | | 4000 | | | | | | SI-B8T17156CWW |
| | 2460 | | | | | 146 | | 5000 | | | | | | SI-B8R17156CWW |
| LT-V282A | 724 | 5.7 | 12.6 | 450 | 540 | 128 | 80+ | 3000 | 115 | 275x18x5.5 | -20~+50 | 50000 | cUL, UL | SI-B8V06128CWW |
| | 746 | | | | | 132 | | 3500 | | | | | | SI-B8U06128CWW |
| | 769 | | | | | 136 | | 4000 | | | | | | SI-B8T06128CWW |
| | 769 | | | | | 136 | | 5000 | | | | | | SI-B8R06128CWW |
| LT-V282B | 965 | 7.6 | 25.2 | 300 | 360 | 128 | 80+ | 3000 | 115 | 275x18x5.5 | -20~+50 | 50000 | cUL, UL | SI-B8V08128CWW |
| | 995 | | | | | 132 | | 3500 | | | | | | SI-B8U08128CWW |
| | 1026 | | | | | 136 | | 4000 | | | | | | SI-B8T08128CWW |
| | 1026 | | | | | 136 | | 5000 | | | | | | SI-B8R08128CWW |

Driver



SI-CU1023001WW / SI-CU1023002WW



SI-CU1625001US / SI-CU1625002US



SI-EPF006660WW



SI-EPF007040WW

| Part Number | Power Consumption (W) | Size (mm) | Input Voltage (V) | Output Voltage (V) | Output Current/ch (mA) | Efficiency (%) | THD (%) | Dimming | Certification | Power Factor | Remark |
|----------------|-----------------------|-----------------|-------------------|--------------------|------------------------|----------------|---------|---------|---------------------------|--------------|---|
| SI-CU1023001WW | 30 | 300 x 30 x 21 | 120-277 | 14-54 | 350-800 | 87 | <20 | 0-10V | Class P, cUL, UL, Type TL | >0.9 | Output current adjustable by Rset, 1% - 100% Dimming |
| SI-CU1023002WW | | | | | | | | | | | |
| SI-CU1625001US | 50 | 300 x 30 x 21 | 120-277 | 15-54 | 700-1600 | 87 | <20 | 0-10V | Class P, cUL, UL, Type TL | >0.9 | Output current adjustable by Programming, 1% - 100% Dimming |
| SI-CU1625002US | | | | | | | | | | | |
| SI-EPF006660WW | 50 | 300 x 30 x 21 | 120-277 | 20-50 | 500-1400 | 88 | <20 | 0-10V | cUL, UL | >0.9 | Output current adjustable by Rset |
| SI-EPF007040WW | 75 | 359 x 30 x 26.5 | | 22-52 | 1000-2100 | | | | | | |



SLP-DUA43501US



SLP-DUA45501US



SLP-DUA47501US



SLP-DUA435D1US



SLP-DUA455D1US



SLP-DUA475D1US

| Part Number | Power Consumption (W) | Size (mm) | Input Voltage (V) | Output Voltage (V) | Output Current/ch (mA) | Efficiency (%) | THD (%) | Dimming | Certification | Power Factor | Remark |
|----------------|-----------------------|---------------|-------------------|--------------------|------------------------|----------------|---------|---------|---------------|--------------|--|
| SLP-DUA43501US | 35 | 270 x 33 x 25 | 120-277 | 10-50 | 350-1400 | 88 | <20 | 0-10V | cUL, UL | >0.90 | Programmable Native White Tuning Dim to warm Auxiliary Power (24V) |
| SLP-DUA45501US | 55 | 300 x 33 x 25 | | | | | | | | | |
| SLP-DUA47501US | 75 | 330 x 33 x 30 | | | | | | | | | |
| SLP-DUA435D1US | 35 | 270 x 33 x 25 | 120-277 | 10-50 | 350-1400 | 88 | <20 | DALI | cUL, UL | >0.90 | Programmable Device Type 8 Auxiliary Power (24V) |
| SLP-DUA455D1US | 55 | 300 x 33 x 25 | | | | | | | | | |
| SLP-DUA475D1US | 75 | 330 x 33 x 30 | | | | | | | | | |



SLP-DUA47531WW

| Part Number | Power Consumption (W) | Size (mm) | Input Voltage (V) | Output Voltage (V) | Output Current/ch (mA) | Efficiency (%) | THD (%) | Dimming | Certification | Power Factor | Remark |
|----------------|-----------------------|---------------|-------------------|--------------------|------------------------|----------------|---------|-------------|---------------|--------------|--|
| SLP-DUA47531WW | 75 | 330 x 30 x 30 | 120-277 | 10-50 | 350-1400 | 88 | <20 | 0-10V, DALI | CE, cUL, UL | >0.90 | Programmable Native White Tuning Device Type 8 Auxiliary Power (24V) |



Industrial Light

Superior performance for high flux luminaires in industrial lighting



High reliability



High lumen density



Lower maintenance cost

Diverse module designs offering great freedom of design



Wide lumen flux coverage (up to 40,000lm) H inFlux

Optimized for industrial lighting applications to replace T8/T5HO



Low bay



High bay

| Lamp | 2 lamps T8 32W | 3 lamps T8 32W | 4 lamps T8 32W | 1 lamps T5 54W | 2 lamps T5 54W | 3 lamps T5 54W | 4 lamps T5 54W | 8 lamps T5 54W |
|-----------|----------------|------------------------|----------------|----------------|------------------------|----------------|----------------|----------------|
| Lamp Flux | 5,400-5,600 | 7,800-8,400 | 10,400-11,200 | 4,450-5,000 | 8,900-10,000 | 13,350-15,000 | 17,800-20,000 | 35,600-40,000 |
| H inFlux | L06 (1ea) | L04 (2ea) L09 (1ea) | L06 (2ea) | L04 (1ea) | L04 (2ea) L09 (1ea) | L06 (2ea) | L09 (2ea) | L09 (4ea) |

Line-up

| Product | Key Features | Efficacy (lm/W) | Lifespan |
|-----------------|---|-----------------|----------|
| H inFlux | <ul style="list-style-type: none"> Wide lumen flux coverage - up to 40,000lm by combining modules Highest performance 192lm/W [4000K, CRI 80+, Tp 55°C] | ●●●●● | ●●●●● |
| F-series | <ul style="list-style-type: none"> High lumen density of 18,600lm to replace tubes in high/low bay lighting Flexible design choices High efficacy - up to 175lm/W @4000K | ●●●●○ | ●●●●○ |
| V-series F-type | <ul style="list-style-type: none"> Value solution 146lm/W [4000K, CRI80+, Tp 50°C] | ●●○○○ | ●●○○○ |

| Model | Length | | | CRI | | CCT | | | | | |
|-----------------|--------|-----|-----|-----|-----|------|------|------|------|------|------|
| | 4ft | 2ft | 1ft | 80+ | 90+ | 2700 | 3000 | 3500 | 4000 | 5000 | 6500 |
| H inFlux | ● | ● | ● | ● | | | ● | ● | ● | ● | |
| F-series | ● | ● | ● | ● | | | ● | ● | ● | ● | |
| V-series F-type | ● | ● | ● | ● | | | ● | ● | ● | ● | |

H inFlux



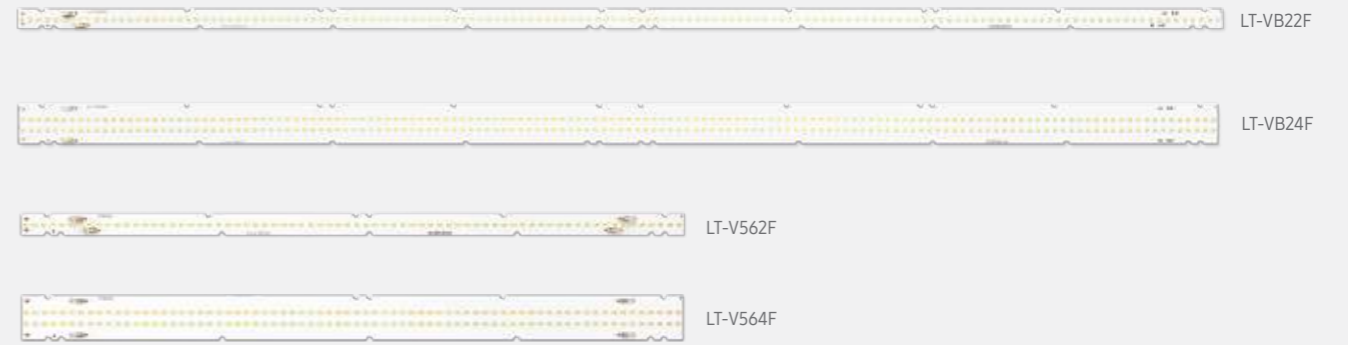
| Product | Luminous Flux (lm) | Power Consumption (W) | Input Voltage (V) | IF (mA) | I _{max} (mA) | Efficacy (lm/W) | CRI | CCT (K) | Beam Angle (°) | Size (mm) | Temperature Range (°C) | Life time (hrs) | Certification | Part Number |
|--------------|--------------------|-----------------------|-------------------|---------|-----------------------|-----------------|-----|---------|----------------|------------|------------------------|-----------------|---------------|----------------|
| H inFlux_L04 | 3960 | 22.3 | 22.3 | 1000 | 1380 | 178 | 80+ | 3000 | 120 | 560x24x5.9 | -40~+50 | 50000 | CE, cUL, UL | SL-B8V2N80LAWW |
| | 4060 | | | | | 182 | | 3500 | | | | | | SL-B8U2N80LAWW |
| | 4280 | | | | | 192 | | 4000 | | | | | | SL-B8T2N80LAWW |
| | 4280 | | | | | 192 | | 5000 | | | | | | SL-B8R2N80LAWW |
| H inFlux_L06 | 5630 | 32.0 | 22.4 | 1430 | 950 | 176 | 80+ | 3000 | 120 | 560x24x5.9 | -40~+50 | 50000 | CE, cUL, UL | SL-B8V3N80LAWW |
| | 5800 | | | | | 181 | | 3500 | | | | | | SL-B8U3N80LAWW |
| | 6110 | | | | | 191 | | 4000 | | | | | | SL-B8T3N80LAWW |
| | 6110 | | | | | 191 | | 5000 | | | | | | SL-B8R3N80LAWW |
| H inFlux_L09 | 7910 | 44.6 | 44.6 | 1000 | 1380 | 177 | 80+ | 3000 | 120 | 561x41x5.9 | -40~+50 | 50000 | CE, cUL, UL | SL-B8V4N90LAWW |
| | 8130 | | | | | 182 | | 3500 | | | | | | SL-B8U4N90LAWW |
| | 8570 | | | | | 192 | | 4000 | | | | | | SL-B8T4N90LAWW |
| | 8570 | | | | | 192 | | 5000 | | | | | | SL-B8R4N90LAWW |
| H inFlux_S02 | 1980 | 11.1 | 11.1 | 1000 | 1380 | 178 | 80+ | 3000 | 120 | 280x24x5.9 | -40~+50 | 50000 | CE, cUL, UL | SL-B8V1N30LAWW |
| | 2030 | | | | | 183 | | 3500 | | | | | | SL-B8U1N30LAWW |
| | 2140 | | | | | 193 | | 4000 | | | | | | SL-B8T1N30LAWW |
| | 2140 | | | | | 193 | | 5000 | | | | | | SL-B8R1N30LAWW |
| H inFlux_S03 | 2820 | 16.0 | 11.2 | 1430 | 950 | 176 | 80+ | 3000 | 120 | 280x24x5.9 | -40~+50 | 50000 | CE, cUL, UL | SL-B8V1N60LAWW |
| | 2890 | | | | | 180 | | 3500 | | | | | | SL-B8U1N60LAWW |
| | 3060 | | | | | 191 | | 4000 | | | | | | SL-B8T1N60LAWW |
| | 3060 | | | | | 191 | | 5000 | | | | | | SL-B8R1N60LAWW |
| H inFlux_S04 | 3960 | 22.3 | 22.3 | 1000 | 1380 | 178 | 80+ | 3000 | 120 | 281x41x5.9 | -40~+50 | 50000 | CE, cUL, UL | SL-B8V2N70LAWW |
| | 4060 | | | | | 182 | | 3500 | | | | | | SL-B8U2N70LAWW |
| | 4280 | | | | | 192 | | 4000 | | | | | | SL-B8T2N70LAWW |
| | 4280 | | | | | 192 | | 5000 | | | | | | SL-B8R2N70LAWW |

F-series



| Product | Luminous Flux (lm) | Power Consumption (W) | Input Voltage (V) | IF (mA) | I _{max} (mA) | Efficacy (lm/W) | CRI | CCT (K) | Beam Angle (°) | Size (mm) | Temperature Range (°C) | Life time (hrs) | Certification | Part Number |
|----------|--------------------|-----------------------|-------------------|---------|-----------------------|-----------------|-----|---------|----------------|----------------|------------------------|-----------------|---------------|----------------|
| LT-FB22B | 8670 | 51.5 | 46.0 | 1120 | 1800 | 168 | 80+ | 3000 | 115 | 1120x18x5.2 | -30~+55 | 50000 | cUL, UL | SI-B8V521B20WW |
| | 8800 | | | | | 171 | | 3500 | | | | | | SI-B8U521B20WW |
| | 9000 | | | | | 175 | | 4000 | | | | | | SI-B8T521B20WW |
| | 9300 | | | | | 181 | | 5000 | | | | | | SI-B8R521B20WW |
| LT-FB24B | 17340 | 103.0 | 46.0 | 2240 | 3600 | 168 | 80+ | 3000 | 115 | 1120x39.8x5.2 | -30~+55 | 50000 | cUL, UL | SI-B8VZ91B20WW |
| | 17600 | | | | | 171 | | 3500 | | | | | | SI-B8UZ91B20WW |
| | 18000 | | | | | 175 | | 4000 | | | | | | SI-B8TZ91B20WW |
| | 18600 | | | | | 181 | | 5000 | | | | | | SI-B8RZ91B20WW |
| LT-F562B | 4335 | 25.8 | 23.0 | 1120 | 1800 | 168 | 80+ | 3000 | 115 | 560x18x5.2 | -30~+55 | 50000 | cUL, UL | SI-B8V261560WW |
| | 4400 | | | | | 171 | | 3500 | | | | | | SI-B8U261560WW |
| | 4500 | | | | | 175 | | 4000 | | | | | | SI-B8T261560WW |
| | 4650 | | | | | 181 | | 5000 | | | | | | SI-B8R261560WW |
| LT-F564B | 8670 | 51.5 | 46.0 | 1120 | 1800 | 168 | 80+ | 3000 | 115 | 559.7x39.8x5.2 | -30~+55 | 50000 | cUL, UL | SI-B8V521560WW |
| | 8800 | | | | | 171 | | 3500 | | | | | | SI-B8U521560WW |
| | 9000 | | | | | 175 | | 4000 | | | | | | SI-B8T521560WW |
| | 9300 | | | | | 181 | | 5000 | | | | | | SI-B8R521560WW |
| LT-F284B | 4335 | 25.8 | 23.0 | 1120 | 1800 | 168 | 80+ | 3000 | 115 | 280x40x5.2 | -30~+55 | 50000 | cUL, UL | SI-B8V261280WW |
| | 4400 | | | | | 171 | | 3500 | | | | | | SI-B8U261280WW |
| | 4500 | | | | | 175 | | 4000 | | | | | | SI-B8T261280WW |
| | 4650 | | | | | 181 | | 5000 | | | | | | SI-B8R261280WW |

V-series F-type



| Product | Luminous Flux (lm) | Power Consumption (W) | Input Voltage (V) | IF (mA) | I _{max} (mA) | Efficacy (lm/W) | CRI | CCT (K) | Beam Angle (°) | Size (mm) | Temperature Range (°C) | Life time (hrs) | Certification | Part Number |
|----------|--------------------|-----------------------|-------------------|---------|-----------------------|-----------------|-----|---------|----------------|---------------|------------------------|-----------------|---------------|----------------|
| LT-VB22F | 7214 | 54.7 | 48.8 | 1120 | 1620 | 132 | 80+ | 3000 | 115 | 1120x18x5.5 | -30~+50 | 50000 | cUL, UL | SI-B8V521B2CUS |
| | 7488 | | | | | 137 | | 3500 | | | | | | SI-B8U521B2CUS |
| | 7816 | | | | | 143 | | 4000 | | | | | | SI-B8T521B2CUS |
| | 816 | | | | | 143 | | 5000 | | | | | | SI-B8R521B2CUS |
| LT-VB24F | 14428 | 109.3 | 48.8 | 2240 | 3240 | 132 | 80+ | 3000 | 115 | 1120x39.8x5.5 | -30~+50 | 50000 | cUL, UL | SI-B8VZ91B2CUS |
| | 14976 | | | | | 137 | | 3500 | | | | | | SI-B8UZ91B2CUS |
| | 15632 | | | | | 143 | | 4000 | | | | | | SI-B8TZ91B2CUS |
| | 15632 | | | | | 143 | | 5000 | | | | | | SI-B8RZ91B2CUS |
| LT-V562F | 3607 | 27.3 | 24.4 | 1120 | 1620 | 132 | 80+ | 3000 | 115 | 560x18x5.5 | -30~+50 | 50000 | cUL, UL | SI-B8V26156CUS |
| | 3744 | | | | | 137 | | 3500 | | | | | | SI-B8U26156CUS |
| | 3908 | | | | | 143 | | 4000 | | | | | | SI-B8T26156CUS |
| | 3908 | | | | | 143 | | 5000 | | | | | | SI-B8R26156CUS |
| LT-V564F | 7214 | 54.7 | 48.8 | 1120 | 1620 | 132 | 80+ | 3000 | 115 | 560x39.8x5.5 | -30~+50 | 50000 | cUL, UL | SI-B8V52156CUS |
| | 7488 | | | | | 137 | | 3500 | | | | | | SI-B8U52156CUS |
| | 7816 | | | | | 143 | | 4000 | | | | | | SI-B8T52156CUS |
| | 816 | | | | | 143 | | 5000 | | | | | | SI-B8R52156CUS |

Driver



SI-CA1427501US



SI-CA2029601US

| Part Number | Power Consumption (W) | Size (mm) | Input Voltage (V) | Output Voltage (V) | Output Current/ch (mA) | Efficiency (%) | THD (%) | Dimming | Certification | Power Factor | Remark |
|----------------|-----------------------|---------------|-------------------|--------------------|------------------------|----------------|---------|---------|---------------|--------------|--|
| SI-CA1427501US | 75 | 360 x 31 x 26 | 100-277 | 27-54 | 975-1400 | 88 | <20 | 0-10V | cUL, UL | >0.9 | Programmable Output Current, 5% - 100% Dimming |
| SI-CA2029601US | 100 | 420 x 31 x 26 | | 24-48 | 1400-2000 | | | | | | |

Looking for pricing, stock, or lifecycle information?

Click below to explore more details on WIN SOURCE:

 [View SI-B8U52156CUS](#) on WIN SOURCE

 [Samsung](#) Information

Optimize Your Supply Chain with WIN SOURCE Solutions

-  Global Sourcing Solution
-  Obsolete Management
-  Cost Control Management
-  Shortage Management
-  Alternative Solution
-  Excess Inventory Management