



**THE DATASHEET OF  
SPMWH3326MD5WAR0SA**



Middle Power LED Series  
3030

LM301Z  
CRI 80



#### Features & Benefits

- 0.3 W class middle power LED
- EMC resin for high reliability
- Standard form factor for design flexibility (3.0 × 3.0 mm)



## Table of Contents

|     |                                     |       |    |
|-----|-------------------------------------|-------|----|
| 1.  | Characteristics                     | ----- | 3  |
| 2.  | Product Code Information            | ----- | 4  |
| 3.  | Typical Characteristics Graphs      | ----- | 11 |
| 4.  | Outline Drawing & Dimension         | ----- | 13 |
| 5.  | Reliability Test Items & Conditions | ----- | 14 |
| 6.  | Soldering Conditions                | ----- | 15 |
| 7.  | Tape & Reel                         | ----- | 16 |
| 8.  | Label Structure                     | ----- | 18 |
| 9.  | Packing Structure                   | ----- | 19 |
| 10. | Precautions in Handling & Use       | ----- | 22 |

## 1. Characteristics

### a) Absolute Maximum Rating

| Item                            | Symbol    | Rating     | Unit    | Condition                    |
|---------------------------------|-----------|------------|---------|------------------------------|
| Ambient / Operating Temperature | $T_a$     | -40 ~ +85  | °C      | -                            |
| Storage Temperature             | $T_{stg}$ | -40 ~ +100 | °C      | -                            |
| LED Junction Temperature        | $T_j$     | 125        | °C      | -                            |
| Forward Current                 | $I_F$     | 400        | mA      | -                            |
| Pulse Forward Current           | $I_{FP}$  | 600        | mA      | Duty 1/10, pulse width 10 ms |
| Assembly Process Temperature    | -         | 260<br><10 | °C<br>s | -                            |
| ESD (HBM)                       | -         | 5          | kV      | -                            |

### b) Electro-optical Characteristics ( $I_F = 65 \text{ mA}$ , $T_s = 25 \text{ °C}$ )

| Item  | Nominal CCT (K) | Rank | Bin | Min. | Typ. | Max. | Unit |
|---|-----------------|------|-----|------|------|------|------|
| Forward Voltage ( $V_F$ )                     |                 | WA   | AY  | 2.6  | -    | 2.7  | V    |
|   |                 |      | AZ  | 2.7  | -    | 2.8  |      |
|   |                 |      | A1  | 2.8  | -    | 2.9  |      |
| Reverse Voltage (@ 5 mA)                      |                 |      |     | 0.7  | -    | 1.2  | V    |
| Color Rendering Index ( $R_a$ )               |                 | 5    |     | 80   | -    | -    | -    |
| Special CRI (R9)                              |                 |      |     | -    | -    | -    | -    |
| Thermal Resistance (junction to solder point) |                 |      |     | -    | 12   | -    | °C/W |
| Beam Angle                                    |                 |      |     | -    | 120  | -    | °    |

#### Note:

Samsung maintains measurement tolerance of: forward voltage =  $\pm 0.1 \text{ V}$ , luminous flux =  $\pm 5 \%$ , CRI =  $\pm 3$ , R9 =  $\pm 6.5$

## 2. Product Code Information

|   |   |   |   |   |   |   |   |   |    |    |    |    |    |    |    |    |    |
|---|---|---|---|---|---|---|---|---|----|----|----|----|----|----|----|----|----|
| 1 | 2 | 3 | 4 | 5 | 6 | 7 | 8 | 9 | 10 | 11 | 12 | 13 | 14 | 15 | 16 | 17 | 18 |
| S | P | M | W | H | 3 | 3 | 2 | 6 | M  | D  | 5  | W  | A  | V  | 0  | S  | A  |

| Digit      | PKG Information              | Code   | Specification  |      |                            |            |      |                            |            |      |                            |            |      |                            |            |      |                                      |            |      |                            |            |      |                            |            |      |                            |            |      |                            |  |
|------------|------------------------------|--|--|------|----------------------------|------------|------|----------------------------|------------|------|----------------------------|------------|------|----------------------------|------------|------|--------------------------------------|------------|------|----------------------------|------------|------|----------------------------|------------|------|----------------------------|------------|------|----------------------------|--|
| 1 2 3      | Samsung Package Middle Power | <b>SPM</b>   |  |      |                            |            |      |                            |            |      |                            |            |      |                            |            |      |                                      |            |      |                            |            |      |                            |            |      |                            |            |      |                            |  |
| 4 5        | Color                        | <b>WH</b>  | White  |      |                            |            |      |                            |            |      |                            |            |      |                            |            |      |                                      |            |      |                            |            |      |                            |            |      |                            |            |      |                            |  |
| 6          | Product Version              | <b>3</b>   | Zener version  |      |                            |            |      |                            |            |      |                            |            |      |                            |            |      |                                      |            |      |                            |            |      |                            |            |      |                            |            |      |                            |  |
| 7 8 9      | Form Factor                  | <b>326</b>   | 3.0 x 3.0 x 0.65 mm; 2 pads  |      |                            |            |      |                            |            |      |                            |            |      |                            |            |      |                                      |            |      |                            |            |      |                            |            |      |                            |            |      |                            |  |
| 10         | Sorting Current              | <b>M</b>   | 65 mA  |      |                            |            |      |                            |            |      |                            |            |      |                            |            |      |                                      |            |      |                            |            |      |                            |            |      |                            |            |      |                            |  |
| 11         | Chromaticity Coordinates     | <b>D</b>   | MacAdam  |      |                            |            |      |                            |            |      |                            |            |      |                            |            |      |                                      |            |      |                            |            |      |                            |            |      |                            |            |      |                            |  |
| 12         | CRI                          | <b>5</b>   | Min. 80  |      |                            |            |      |                            |            |      |                            |            |      |                            |            |      |                                      |            |      |                            |            |      |                            |            |      |                            |            |      |                            |  |
| 13 14      | Forward Voltage (V)          | <b>WA</b>  | <table style="width: 100%; border-collapse: collapse;"> <tr> <td style="width: 30%;"></td> <td style="text-align: right;"><b>AY</b></td> <td>2.6~2.7</td> </tr> <tr> <td></td> <td style="text-align: right;">Bin Code: <b>AZ</b></td> <td>2.7~2.8</td> </tr> <tr> <td></td> <td style="text-align: right;"><b>A1</b></td> <td>2.8~2.9</td> </tr> </table> |      | <b>AY</b>                  | 2.6~2.7    |      | Bin Code: <b>AZ</b>        | 2.7~2.8    |      | <b>A1</b>                  | 2.8~2.9    |      |                            |            |      |                                      |            |      |                            |            |      |                            |            |      |                            |            |      |                            |  |
|            | <b>AY</b>                    | 2.6~2.7  |  |      |                            |            |      |                            |            |      |                            |            |      |                            |            |      |                                      |            |      |                            |            |      |                            |            |      |                            |            |      |                            |  |
|            | Bin Code: <b>AZ</b>          | 2.7~2.8  |  |      |                            |            |      |                            |            |      |                            |            |      |                            |            |      |                                      |            |      |                            |            |      |                            |            |      |                            |            |      |                            |  |
|            | <b>A1</b>                    | 2.8~2.9  |  |      |                            |            |      |                            |            |      |                            |            |      |                            |            |      |                                      |            |      |                            |            |      |                            |            |      |                            |            |      |                            |  |
| 15 16      | CCT (K)                      | <table style="width: 100%; border-collapse: collapse;"> <tr> <td style="width: 30%;"><b>Y</b>☆</td> <td>2200</td> <td>YN, YP, YQ, YR, YS, YT, YU</td> </tr> <tr> <td><b>X</b>☆</td> <td>2500</td> <td>XN, XP, XQ, XR, XS, XT, XU</td> </tr> <tr> <td><b>W</b>☆</td> <td>2700</td> <td>WN, WP, WQ, WR, WS, WT, WU</td> </tr> <tr> <td><b>V</b>☆</td> <td>3000</td> <td>VN, VP, VQ, VR, VS, VT, VU</td> </tr> <tr> <td><b>U</b>☆</td> <td>3500</td> <td>Bin Code: UN, UP, UQ, UR, US, UT, UU</td> </tr> <tr> <td><b>T</b>☆</td> <td>4000</td> <td>TN, TP, TQ, TR, TS, TT, TU</td> </tr> <tr> <td><b>R</b>☆</td> <td>5000</td> <td>RN, RP, RQ, RR, RS, RT, RU</td> </tr> <tr> <td><b>Q</b>☆</td> <td>5700</td> <td>QN, QP, QQ, QR, QS, QT, QU</td> </tr> <tr> <td><b>P</b>☆</td> <td>6500</td> <td>PN, PP, PQ, PR, PS, PT, PU</td> </tr> </table> <p style="font-size: small; margin-top: 5px;">☆ : "0" (Whole Bin) "3" (MacAdam 3- step) "Y" (Kitting)</p> | <b>Y</b> ☆   | 2200 | YN, YP, YQ, YR, YS, YT, YU | <b>X</b> ☆ | 2500 | XN, XP, XQ, XR, XS, XT, XU | <b>W</b> ☆ | 2700 | WN, WP, WQ, WR, WS, WT, WU | <b>V</b> ☆ | 3000 | VN, VP, VQ, VR, VS, VT, VU | <b>U</b> ☆ | 3500 | Bin Code: UN, UP, UQ, UR, US, UT, UU | <b>T</b> ☆ | 4000 | TN, TP, TQ, TR, TS, TT, TU | <b>R</b> ☆ | 5000 | RN, RP, RQ, RR, RS, RT, RU | <b>Q</b> ☆ | 5700 | QN, QP, QQ, QR, QS, QT, QU | <b>P</b> ☆ | 6500 | PN, PP, PQ, PR, PS, PT, PU |  |
| <b>Y</b> ☆ | 2200                         | YN, YP, YQ, YR, YS, YT, YU   |  |      |                            |            |      |                            |            |      |                            |            |      |                            |            |      |                                      |            |      |                            |            |      |                            |            |      |                            |            |      |                            |  |
| <b>X</b> ☆ | 2500                         | XN, XP, XQ, XR, XS, XT, XU   |  |      |                            |            |      |                            |            |      |                            |            |      |                            |            |      |                                      |            |      |                            |            |      |                            |            |      |                            |            |      |                            |  |
| <b>W</b> ☆ | 2700                         | WN, WP, WQ, WR, WS, WT, WU   |  |      |                            |            |      |                            |            |      |                            |            |      |                            |            |      |                                      |            |      |                            |            |      |                            |            |      |                            |            |      |                            |  |
| <b>V</b> ☆ | 3000                         | VN, VP, VQ, VR, VS, VT, VU   |  |      |                            |            |      |                            |            |      |                            |            |      |                            |            |      |                                      |            |      |                            |            |      |                            |            |      |                            |            |      |                            |  |
| <b>U</b> ☆ | 3500                         | Bin Code: UN, UP, UQ, UR, US, UT, UU   |  |      |                            |            |      |                            |            |      |                            |            |      |                            |            |      |                                      |            |      |                            |            |      |                            |            |      |                            |            |      |                            |  |
| <b>T</b> ☆ | 4000                         | TN, TP, TQ, TR, TS, TT, TU   |  |      |                            |            |      |                            |            |      |                            |            |      |                            |            |      |                                      |            |      |                            |            |      |                            |            |      |                            |            |      |                            |  |
| <b>R</b> ☆ | 5000                         | RN, RP, RQ, RR, RS, RT, RU   |  |      |                            |            |      |                            |            |      |                            |            |      |                            |            |      |                                      |            |      |                            |            |      |                            |            |      |                            |            |      |                            |  |
| <b>Q</b> ☆ | 5700                         | QN, QP, QQ, QR, QS, QT, QU   |  |      |                            |            |      |                            |            |      |                            |            |      |                            |            |      |                                      |            |      |                            |            |      |                            |            |      |                            |            |      |                            |  |
| <b>P</b> ☆ | 6500                         | PN, PP, PQ, PR, PS, PT, PU   |  |      |                            |            |      |                            |            |      |                            |            |      |                            |            |      |                                      |            |      |                            |            |      |                            |            |      |                            |            |      |                            |  |
| 17 18      | Luminous Flux (lm)           | <b>SA</b>  | <table style="width: 100%; border-collapse: collapse;"> <tr> <td style="width: 30%;"></td> <td style="text-align: right;">Bin Code: <b>SA</b></td> <td></td> </tr> </table>  |      | Bin Code: <b>SA</b>        |            |      |                            |            |      |                            |            |      |                            |            |      |                                      |            |      |                            |            |      |                            |            |      |                            |            |      |                            |  |
|            | Bin Code: <b>SA</b>          |  |  |      |                            |            |      |                            |            |      |                            |            |      |                            |            |      |                                      |            |      |                            |            |      |                            |            |      |                            |            |      |                            |  |

**a) Luminous Flux Bins ( $I_F = 65 \text{ mA}$ ,  $T_s = 25 \text{ °C}$ )**

| Nominal CCT (K) | CRI Min. | Product Code       | Flux Bin | Flux Range ( $\Phi_v$ , lm) |
|-----------------|----------|--------------------|----------|-----------------------------|
| 2200            | 80       | SPMWH3326MD5WAY☆SA | SA       | 26.0 – 29.0                 |
| 2500            | 80       | SPMWH3326MD5WAX☆SA | SA       | 28.0 – 31.0                 |
| 2700            | 80       | SPMWH3326MD5WAW☆SA | SA       | 29.0 – 32.0                 |
| 3000            | 80       | SPMWH3326MD5WAV☆SA | SA       | 30.0 – 33.0                 |
| 3500            | 80       | SPMWH3326MD5WAU☆SA | SA       | 30.5 – 33.5                 |
| 4000            | 80       | SPMWH3326MD5WAT☆SA | SA       | 31.0 – 34.0                 |
| 5000            | 80       | SPMWH3326MD5WAR☆SA | SA       | 33.0 – 36.0                 |
| 5700            | 80       | SPMWH3326MD5WAQ☆SA | SA       | 31.0 – 34.0                 |
| 6500            | 80       | SPMWH3326MD5WAP☆SA | SA       | 31.0 – 34.0                 |

**Note:**

"☆" can be "0" (Whole Bin), "3" (MacAdam 3-step), "Y" (Kitting)

## b) Kitting Rule

### 1) Y Kitting bin Concept

1. Under agreement between customer and SAMSUNG ELECTRONICS, SAMSUNG can supply kitting bin (VF, Color, Im).
2. A forward voltage (VF) of kitting bin is combined by a pair of same VF rank such as (A2+A2) or (A3+A3).
3. A Chromaticity Coordinates of kitting bin is mixed by kitting procedure.(below kitting simulation)

#### [Kitting example]



#### [Binning Information]

|     | Bin #1 | Bin #2 |
|-----|--------|--------|
| VF  | AY     | AY     |
|     | AZ     | AZ     |
|     | A1     | A1     |
| CIE | U      | U      |
|     | N      | R      |
|     | P      | S      |
|     | Q      | T      |

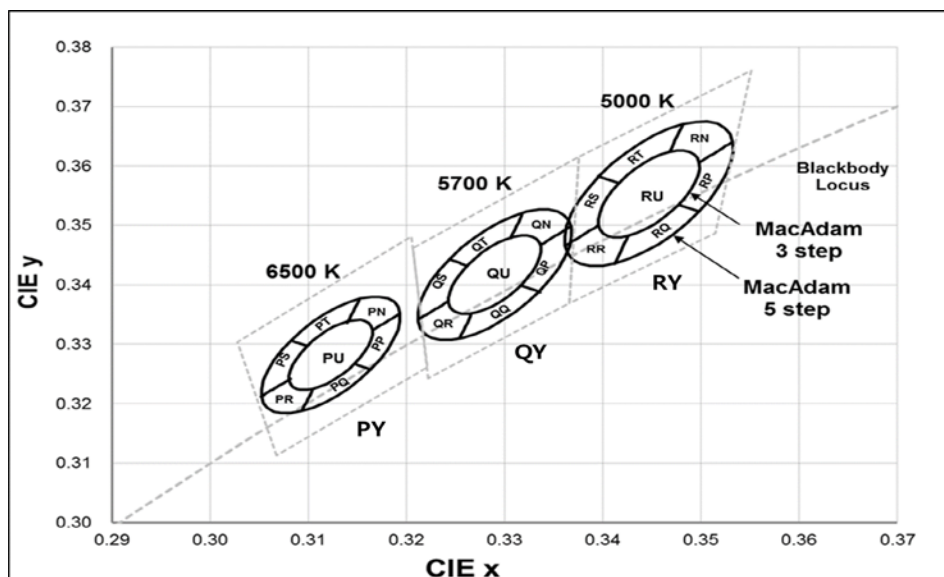
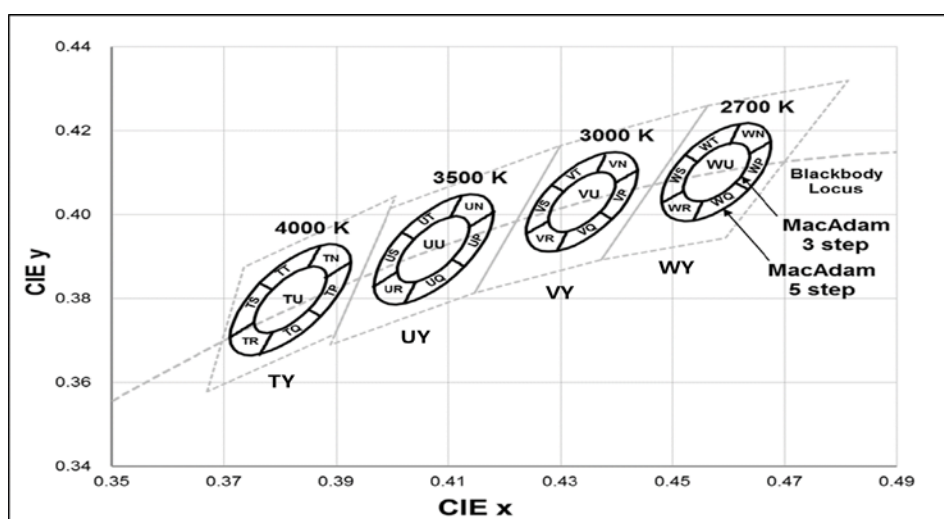
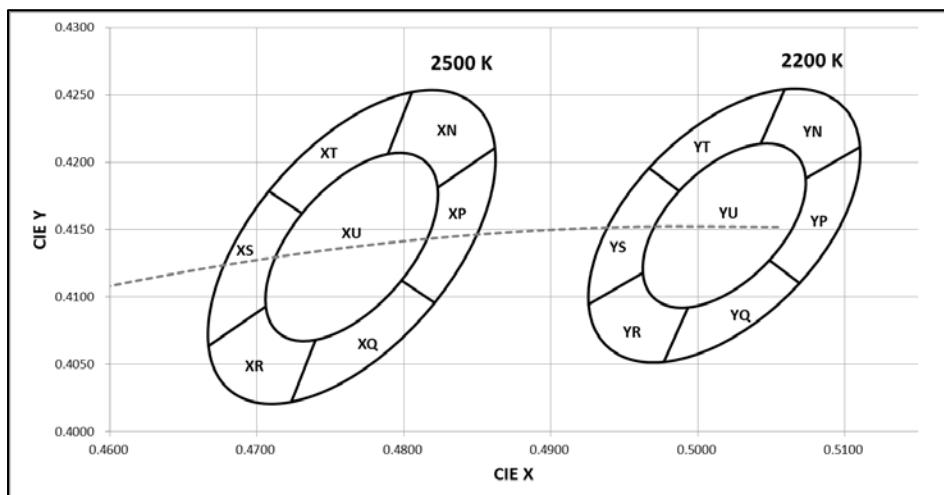
c) Color Bins ( $I_F = 65 \text{ mA}$ ,  $T_s = 25 \text{ }^\circ\text{C}$ )

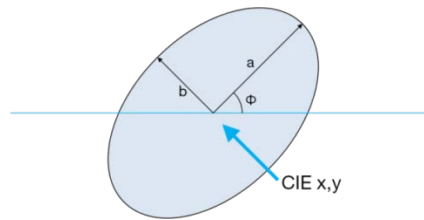
| Nominal CCT (K) | CRI | Product Code       | Color Rank             | Chromaticity Bins          |
|-----------------|-----|--------------------|------------------------|----------------------------|
| 2200            | 80  | SPMWH3326MD5WAY0SA | Y0<br>(Whole Bin)      | YN, YP, YQ, YR, YS, YT, YU |
|                 |     | SPMWH3326MD5WAY3SA | Y3<br>(MacAdam 3-step) | YU                         |
|                 |     | SPMWH3326MD5WAYYSA | YY<br>(Kitting)        | YN, YP, YQ, YR, YS, YT, YU |
| 2500            | 80  | SPMWH3326MD5WAX0SA | X0<br>(Whole Bin)      | XN, XP, XQ, XR, XS, XT, XU |
|                 |     | SPMWH3326MD5WAX3SA | X3<br>(MacAdam 3-step) | XU                         |
|                 |     | SPMWH3326MD5WAXYSA | XY<br>(Kitting)        | XN, XP, XQ, XR, XS, XT, XU |
| 2700            | 80  | SPMWH3326MD5WAW0SA | W0<br>(Whole Bin)      | WN, WP, WQ, WR, WS, WT, WU |
|                 |     | SPMWH3326MD5WAW3SA | W3<br>(MacAdam 3-step) | WU                         |
|                 |     | SPMWH3326MD5WAWYSA | WY<br>(Kitting)        | WN, WP, WQ, WR, WS, WT, WU |
| 3000            | 80  | SPMWH3326MD5WAV0SA | V0<br>(Whole Bin)      | VN, VP, VQ, VR, VS, VT, VU |
|                 |     | SPMWH3326MD5WAV3SA | V3<br>(MacAdam 3-step) | VU                         |
|                 |     | SPMWH3326MD5WAVYSA | VY<br>(Kitting)        | VN, VP, VQ, VR, VS, VT, VU |
| 3500            | 80  | SPMWH3326MD5WAU0SA | U0<br>(Whole Bin)      | UN, UP, UQ, UR, US, UT, UU |
|                 |     | SPMWH3326MD5WAU3SA | U3<br>(MacAdam 3-step) | UU                         |
|                 |     | SPMWH3326MD5WAUYSA | UY<br>(Kitting)        | UN, UP, UQ, UR, US, UT, UU |
| 4000            | 80  | SPMWH3326MD5WAT0SA | T0<br>(Whole Bin)      | TN, TP, TQ, TR, TS, TT, TU |
|                 |     | SPMWH3326MD5WAT3SA | T3<br>(MacAdam 3-step) | TU                         |
|                 |     | SPMWH3326MD5WATYSA | TY<br>(Kitting)        | TN, TP, TQ, TR, TS, TT, TU |
| 5000            | 80  | SPMWH3326MD5WAR0SA | R0<br>(Whole Bin)      | RN, RP, RQ, RR, RS, RT, RU |
|                 |     | SPMWH3326MD5WAR3SA | R3<br>(MacAdam 3-step) | RU                         |
|                 |     | SPMWH3326MD5WARYSA | RY<br>(Kitting)        | RN, RP, RQ, RR, RS, RT, RU |
| 5700            | 80  | SPMWH3326MD5WAQ0SA | Q0<br>(Whole Bin)      | QN, QP, QQ, QR, QS, QT, QU |
|                 |     | SPMWH3326MD5WAQ3SA | Q3<br>(MacAdam 3-step) | QU                         |
|                 |     | SPMWH3326MD5WAQYSA | QY<br>(Kitting)        | QN, QP, QQ, QR, QS, QT, QU |
| 6500            | 80  | SPMWH3326MD5WAP0SA | P0<br>(Whole Bin)      | PN, PP, PQ, PR, PS, PT, PU |
|                 |     | SPMWH3326MD5WAP3SA | P3<br>(MacAdam 3-step) | PU                         |
|                 |     | SPMWH3326MD5WAPYSA | PY<br>(Kitting)        | PN, PP, PQ, PR, PS, PT, PU |

d) Voltage Bins ( $I_F = 65 \text{ mA}$ ,  $T_s = 25 \text{ }^\circ\text{C}$ )

| Nominal CCT (K) | CRI<br>Min | Product Code | Voltage Rank | Voltage Bin | Voltage Range<br>(V) |
|-----------------|------------|--------------|--------------|-------------|----------------------|
| -               | -          | -            | WA           | AY          | 2.6 ~ 2.7            |
| -               | -          | -            |              | AZ          | 2.7 ~ 2.8            |
| -               | -          | -            |              | A1          | 2.8 ~ 2.9            |

e) Chromaticity Region & Coordinates ( $I_F = 65 \text{ mA}$ ,  $T_s = 25 \text{ }^\circ\text{C}$ )

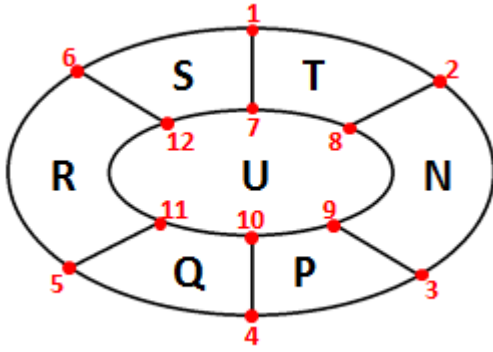


**f) Chromaticity Region & Coordinates ( $I_F = 65 \text{ mA}$ ,  $T_s = 25 \text{ }^\circ\text{C}$ )**


| MacAdam | CCT (K) | Center point |        | Major-axis | Minor-axis | Rotation |
|---------|---------|--------------|--------|------------|------------|----------|
|         |         | CIE x        | CIE y  | a          | b          | $\Phi$   |
| 3 step  | 2200    | 0.5018       | 0.4153 | 0.0024     | 0.0013     | 50.11    |
|         | 2500    | 0.4765       | 0.4137 | 0.0027     | 0.0014     | 53.7     |
|         | 2700    | 0.4578       | 0.4101 | 0.0081     | 0.0042     | 53.70    |
|         | 3000    | 0.4338       | 0.4030 | 0.0083     | 0.0041     | 53.22    |
|         | 3500    | 0.4073       | 0.3917 | 0.0093     | 0.0041     | 54.00    |
|         | 4000    | 0.3818       | 0.3797 | 0.0094     | 0.0040     | 53.72    |
|         | 5000    | 0.3447       | 0.3553 | 0.0082     | 0.0035     | 59.62    |
|         | 5700    | 0.3287       | 0.3417 | 0.0075     | 0.0032     | 59.10    |
|         | 6500    | 0.3123       | 0.3282 | 0.0067     | 0.0029     | 58.57    |
| 5 step  | 2200    | 0.5018       | 0.4153 | 0.0120     | 0.0067     | 50.11    |
|         | 2500    | 0.4765       | 0.4137 | 0.0135     | 0.0007     | 53.7     |
|         | 2700    | 0.4578       | 0.4101 | 0.0135     | 0.0070     | 53.70    |
|         | 3000    | 0.4338       | 0.4030 | 0.0138     | 0.0068     | 53.22    |
|         | 3500    | 0.4073       | 0.3917 | 0.0155     | 0.0068     | 54.00    |
|         | 4000    | 0.3818       | 0.3797 | 0.0157     | 0.0067     | 53.72    |
|         | 5000    | 0.3447       | 0.3553 | 0.0137     | 0.0058     | 59.62    |
|         | 5700    | 0.3287       | 0.3417 | 0.0125     | 0.0053     | 59.10    |
|         | 6500    | 0.3123       | 0.3282 | 0.0112     | 0.0048     | 58.57    |

**Note:** Samsung maintains measurement tolerance of:  $C_x, C_y = \pm 0.005$

## e) Chromaticity Region &amp; Coordinates



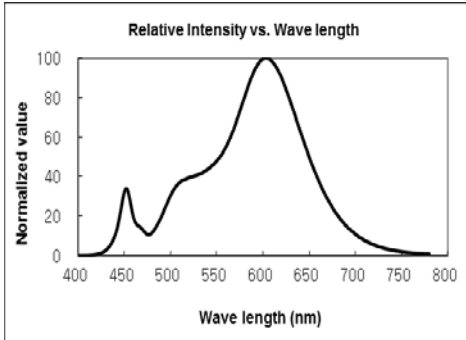
| Region | 2200K  |        | 2500K  |        | 2700K  |        | 3000K  |        | 3500K  |        |
|--------|--------|--------|--------|--------|--------|--------|--------|--------|--------|--------|
|        | CIE x  | CIE y  | CIE x  | CIE y  | CIE x  | CIE y  | CIE x  | CIE y  | CIE x  | CIE y  |
| 1      | 0.4967 | 0.4196 | 0.4708 | 0.4179 | 0.4521 | 0.4142 | 0.4283 | 0.4071 | 0.4018 | 0.3957 |
| 2      | 0.5059 | 0.4254 | 0.4806 | 0.4252 | 0.4619 | 0.4216 | 0.4382 | 0.4146 | 0.4125 | 0.4046 |
| 3      | 0.5110 | 0.4211 | 0.4862 | 0.4211 | 0.4675 | 0.4175 | 0.4437 | 0.4105 | 0.418  | 0.4005 |
| 4      | 0.5069 | 0.4110 | 0.4821 | 0.4096 | 0.4634 | 0.4059 | 0.4393 | 0.3989 | 0.4128 | 0.3877 |
| 5      | 0.4977 | 0.4052 | 0.4724 | 0.4022 | 0.4537 | 0.3986 | 0.4293 | 0.3913 | 0.4022 | 0.3788 |
| 6      | 0.4926 | 0.4095 | 0.4667 | 0.4064 | 0.4481 | 0.4028 | 0.4239 | 0.3954 | 0.3966 | 0.3828 |
| 7      | 0.4987 | 0.4179 | 0.4731 | 0.4162 | 0.4544 | 0.4126 | 0.4305 | 0.4054 | 0.404  | 0.3941 |
| 8      | 0.5043 | 0.4214 | 0.4789 | 0.4206 | 0.4603 | 0.417  | 0.4364 | 0.41   | 0.4104 | 0.3994 |
| 9      | 0.5073 | 0.4188 | 0.4823 | 0.4181 | 0.4636 | 0.4145 | 0.4397 | 0.4075 | 0.4137 | 0.397  |
| 10     | 0.5049 | 0.4127 | 0.4798 | 0.4112 | 0.4612 | 0.4076 | 0.4371 | 0.4005 | 0.4106 | 0.3893 |
| 11     | 0.4993 | 0.4092 | 0.4740 | 0.4068 | 0.4553 | 0.4032 | 0.4311 | 0.396  | 0.4042 | 0.384  |
| 12     | 0.4963 | 0.4118 | 0.4706 | 0.4093 | 0.452  | 0.4057 | 0.4279 | 0.3984 | 0.4009 | 0.3864 |

| Region | 4000K  |        | 5000K  |        | 5700K  |        | 6500K  |        |
|--------|--------|--------|--------|--------|--------|--------|--------|--------|
|        | CIE x  | CIE y  | CIE x  | CIE y  | CIE x  | CIE y  | CIE x  | CIE y  |
| 1      | 0.3764 | 0.3837 | 0.3397 | 0.3583 | 0.3242 | 0.3445 | 0.3082 | 0.3307 |
| 2      | 0.3871 | 0.3926 | 0.3482 | 0.367  | 0.332  | 0.3524 | 0.3153 | 0.3377 |
| 3      | 0.3925 | 0.3887 | 0.3532 | 0.364  | 0.3365 | 0.3496 | 0.3194 | 0.3352 |
| 4      | 0.3872 | 0.3758 | 0.3497 | 0.3524 | 0.3333 | 0.339  | 0.3164 | 0.3257 |
| 5      | 0.3765 | 0.3668 | 0.3412 | 0.3436 | 0.3254 | 0.331  | 0.3093 | 0.3187 |
| 6      | 0.3711 | 0.3707 | 0.3362 | 0.3465 | 0.3209 | 0.3338 | 0.3052 | 0.3212 |
| 7      | 0.3786 | 0.3821 | 0.3417 | 0.3571 | 0.326  | 0.3434 | 0.3098 | 0.3297 |
| 8      | 0.385  | 0.3874 | 0.3468 | 0.3623 | 0.3307 | 0.3481 | 0.3141 | 0.3339 |
| 9      | 0.3882 | 0.3851 | 0.3498 | 0.3605 | 0.3334 | 0.3464 | 0.3166 | 0.3324 |
| 10     | 0.385  | 0.3773 | 0.3477 | 0.3535 | 0.3314 | 0.3401 | 0.3148 | 0.3267 |
| 11     | 0.3786 | 0.372  | 0.3426 | 0.3483 | 0.3267 | 0.3353 | 0.3105 | 0.3225 |
| 12     | 0.3754 | 0.3743 | 0.3396 | 0.35   | 0.324  | 0.3369 | 0.308  | 0.324  |

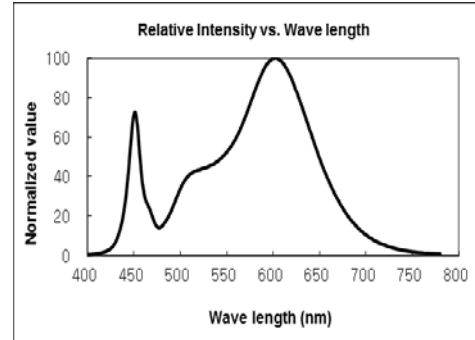
### 3. Typical Characteristics Graphs

#### a) Spectrum Distribution ( $I_f = 65 \text{ mA}$ , $T_s = 25 \text{ }^\circ\text{C}$ )

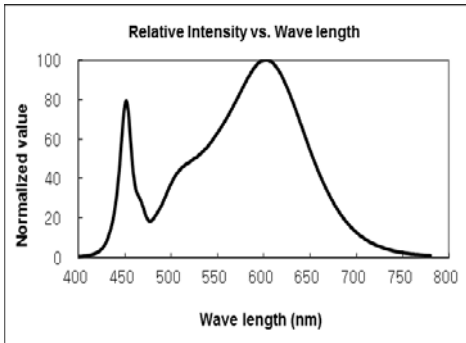
*CCT : 2700K (80 CRI)*



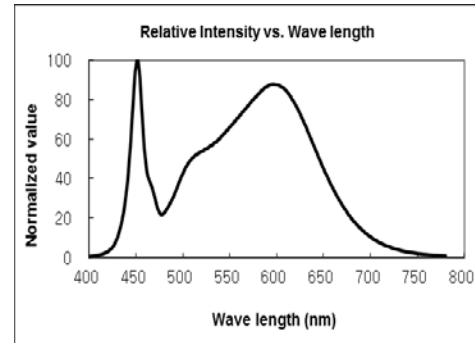
*CCT : 3000K (80 CRI)*



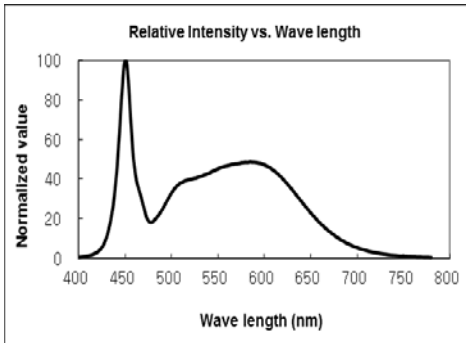
*CCT : 3500K (80 CRI)*



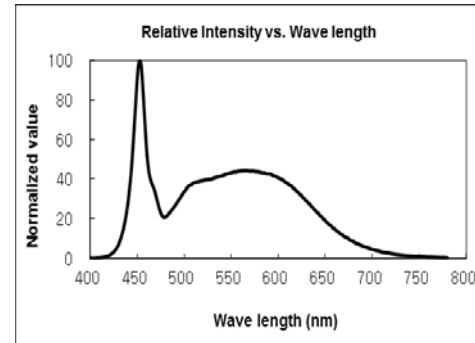
*CCT : 4000K (80 CRI)*



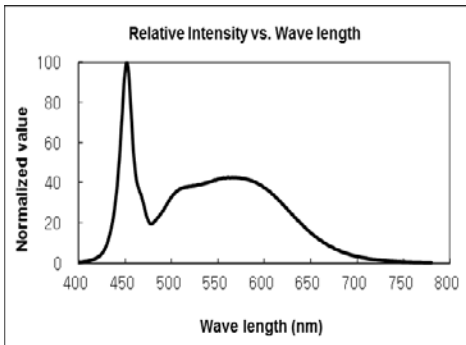
*CCT : 5000K (80 CRI)*



*CCT : 5700K (80 CRI)*



*CCT : 6500K (80 CRI)*



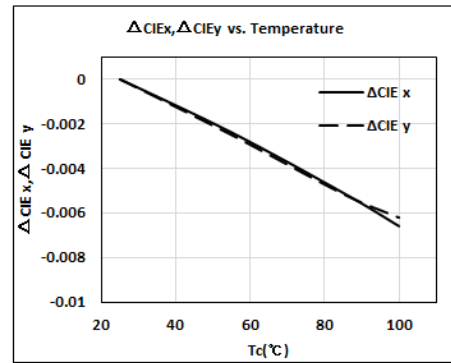
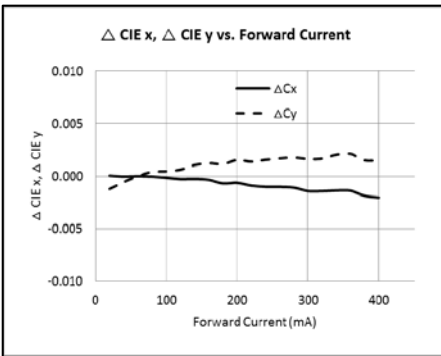
**b) Forward Current Characteristics (Ts = 25 °C)**



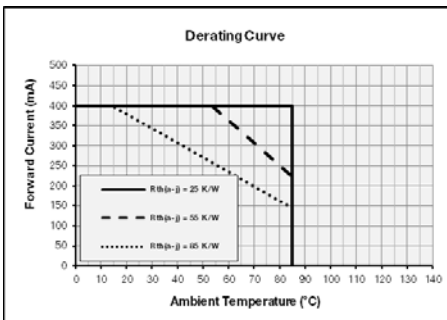
**c) Temperature Characteristics (IF = 65 mA)**



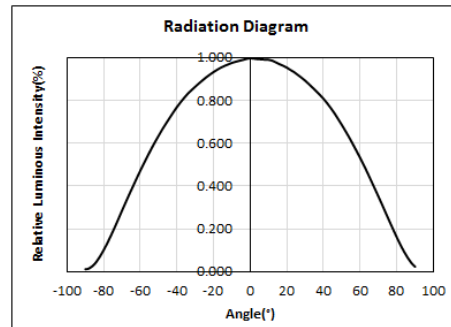
**d) Color Shift Characteristics (Ts = 25 °C, IF = 65 mA)**



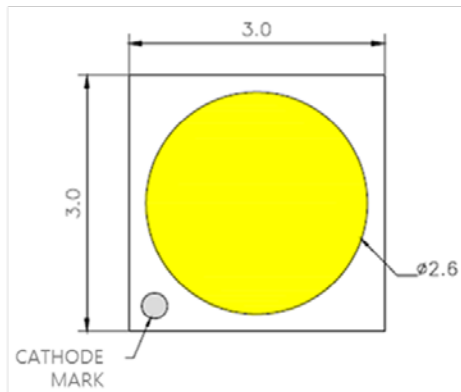
**e) Derating Curve**



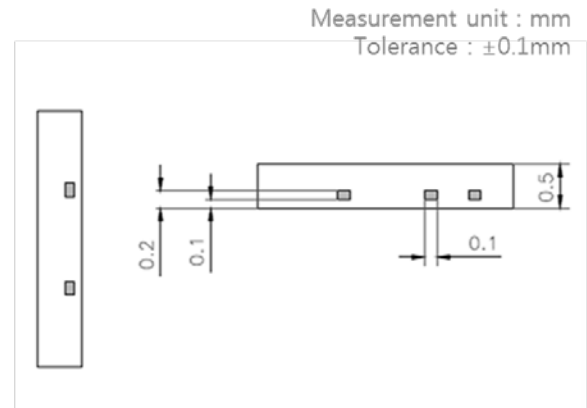
**f) Beam Angle Characteristics (IF = 65 mA, Ts = 25 °C)**



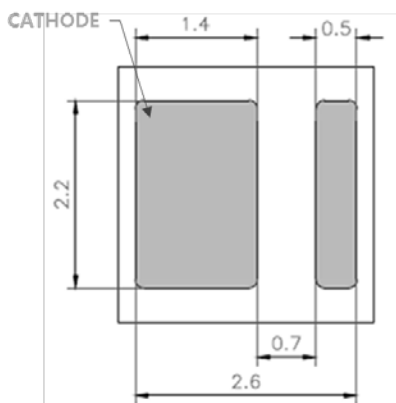
#### 4. Outline Drawing & Dimension



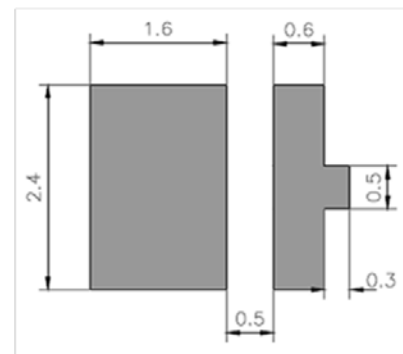
[TOP VIEW]



[SIDE VIEW]



[BOTTOM VIEW]



[RECOMMENDED PCB SOLDER PAD]

#### Notes:

- 1) This LED has built-in ESD protection device(s) connected in parallel to LED chip(s).
- 2)  $T_s$  point and measurement method:
  - ① Measure one point at the cathode pad, if necessary remove PSR of PCB to reach  $T_s$  point.
  - ② All pads must be soldered to the PCB to dissipate heat properly, otherwise the LED can be damaged.


#### Precautions:

- 1) Pressure on the LEDs will influence to the reliability of the LEDs. Precautions should be taken to avoid strong pressure on the LEDs. Do not put stress on the LEDs during heating.
- 2) Re-soldering should not be done after the LEDs have been soldered. If re-soldering is unavoidable, LED's characteristics should be carefully checked before and after such repair.

- 3) Do not stack assembled PCBs together. Since materials of LEDs is soft, abrasion between two PCB assembled with LED might cause catastrophic failure of the LEDs.

## 5. Reliability Test Items & Conditions

### a) Test Items

| Test Item                           | Test Condition   | Test Hour / Cycle | Sample No. |
|-------------------------------------|--|-------------------|------------|
| Room Temperature Life Test          | 25 °C, DC 400 mA   | 1000 h            | 22         |
| High Temperature Life Test          | 85 °C, DC 400 mA   | 1000 h            | 22         |
| High Temperature Humidity Life Test | 60 °C, 90 % RH, DC 400 mA  | 1000 h            | 22         |
| Low Temperature Life Test           | -40 °C, DC 400 mA  | 1000 h            | 22         |
| Powered Temperature Cycle Test      | -45 °C / 20 min ↔ 85 °C / 20 min, sweep 100 min<br>cycle on/off: each 5 min, DC 150 mA | 100 cycles        | 22         |
| Thermal Cycle                       | -40 °C / 15 min ↔ 100 °C / 15 min<br>→ Hot plate 180 °C                                | 500 cycles        | 100        |
| High Temperature Storage            | 120 °C   | 1000 h            | 11         |
| Low Temperature Storage             | -40 °C   | 1000 h            | 11         |
| ESD (HBM)                           |     | 5 times           | 30         |
| ESD (MM)                            |  |                   |            |
| Vibration Test                      | 20~2000~20 Hz, 200 m/s <sup>2</sup> , sweep 4 min<br>X, Y, Z 3 direction, each 1 cycle | 4 cycles          | 11         |
| Mechanical Shock Test               | 1500 g, 0.5 ms<br>3 shocks each X-Y-Z axis   | 5 cycles          | 11         |

### b) Criteria for Judging the Damage

| Item            | Symbol         | Test Condition<br>(T <sub>s</sub> = 25 °C) | Limit             |                   |
|-----------------|----------------|--|-------------------|-------------------|
|                 |                |  | Min               | Max               |
| Forward Voltage | V <sub>F</sub> | I <sub>F</sub> = 65 mA                     | Init. Value * 0.9 | Init. Value * 1.1 |
| Luminous Flux   | Φ <sub>v</sub> | I <sub>F</sub> = 65 mA                     | Init. Value * 0.7 | Init. Value * 1.1 |

## 6. Soldering Conditions

### a) Reflow Conditions (Pb free)

Reflow frequency: 2 times max.



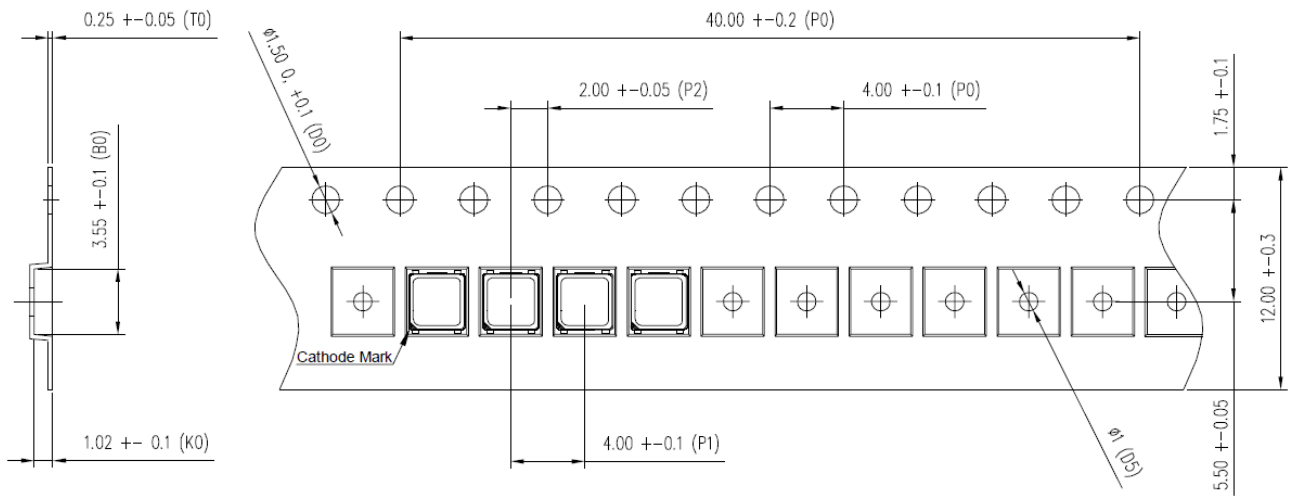
### b) Manual Soldering Conditions

Not more than 5 seconds @ max. 300 °C, under soldering iron.

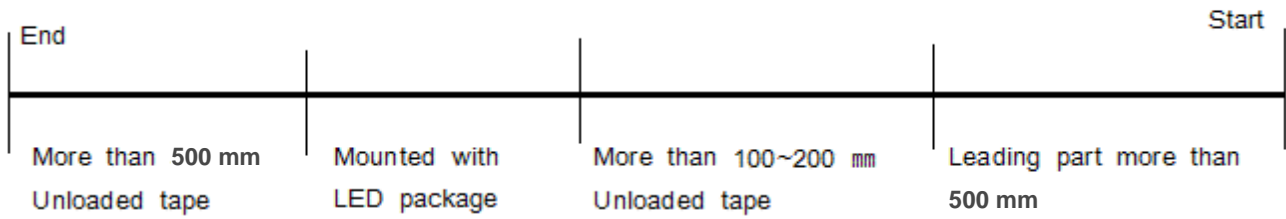

## 7. Tape & Reel

### a) Taping Dimension

(unit: mm)



Taping Direction



## b) Reel Dimension

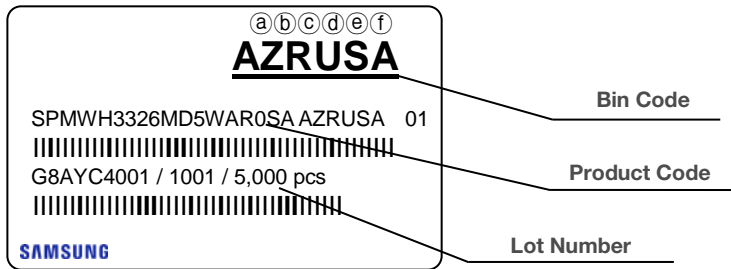
(unit: mm)

**Notes:**

- 1) Quantity: The quantity/reel is 5,000 pcs
- 2) Cumulative Tolerance: Cumulative tolerance / 10 pitches is  $\pm 0.2$  mm
- 3) Adhesion Strength of Cover Tape: Adhesion strength is 0.1-0.7 N when the cover tape is turned off from the carrier tape at  $10^\circ$  angle to the carrier tape
- 4) Packaging: P/N, Manufacturing data code no. and quantity are indicated on the aluminum packing bag

## 8. Label Structure

### a) Label Structure



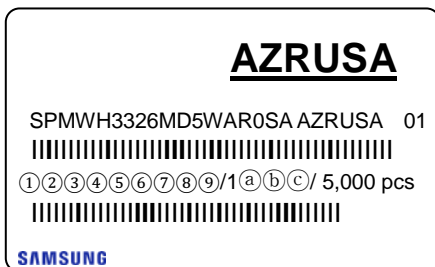
Note: Denoted bin code and product code above is only an example (see description on page 5)

Bin Code:

- ⒶⒷ: Forward Voltage bin (refer to page 8)
- ⒸⒹ: Chromaticity bin (refer to page 10-13)
- ⒺⒻ: Luminous Flux bin (refer to page 8)

### b) Lot Number

The lot number is composed of the following characters:



① ②③④⑤⑥⑦⑧⑨ / 1ⒶⒷⒸ / 5,000 pcs

- ① : Production site (S: Giheung, Korea, G: Tianjin, China)
- ② : 8 (LED)
- ③ : Product state (A: Normal, B: Bulk, C: First Production, R: Reproduction, S: Sample)
- ④ : Year (Z: 2015, A: 2016, B: 2017...)
- ⑤ : Month (1~9, A, B, C)
- ⑥⑦⑧⑨ : Day (1~9, A, B~V)
- ⒶⒷⒸ : Product serial number (001 ~ 999)



**b) Packing Process for kitting (The quantity of PKG on the Reel to be Max 5,000pcs)**

**Reel**

**Kitting 'A'**

**AY★YSA**

SPMWH3326MD5WA★YSA AY★YSA 01

|||||

G8AW94001 / 1001 / 5,000 pcs

|||||

**SAMSUNG**

**Kitting 'B'**

**AY★YSA**

SPMWH3326MD5WA★YSA AY★YSA 01

|||||

G8AW94001 / 1001 / 5,000 pcs

|||||

**SAMSUNG**



**Aluminum Vinyl Packing Bag**

**Kitting 'A'**

**AY★YSA**

SPMWH3326MD5WA★YSA AY★YSA 01

|||||

G8AW94001 / 1001 / 5,000 pcs

|||||

**SAMSUNG**

**Kitting 'B'**

**AY★YSA**

SPMWH3326MD5WA★YSA AY★YSA 01

|||||

G8AW94001 / 1001 / 5,000 pcs

|||||

**SAMSUNG**



**Outer Box**

**Kitting 'A'**

**AY★YSA**

SPMWH3326MD5WA★YSA AY★YSA 01

|||||

G8AW94001 / 1001 / 50,000 pcs

|||||

**SAMSUNG** [BOX Label]

**Kitting 'B'**

**AY★YSA**

SPMWH3326MD5WA★YSA AY★YSA 01

|||||

G8AW94001 / 1001 / 50,000 pcs

|||||

**SAMSUNG** [BOX Label]

Note: "★" can be Nominal CCT code.

Material: Paper (SW3B(B))

| Type     | Size (mm) |         |         | Note           |
|----------|-----------|---------|---------|----------------|
|          | L         | W       | H       |                |
| 7 inch L | 245 ± 5   | 220 ± 5 | 182 ± 5 | Up to 10 reels |





## 10. Precautions in Handling & Use

- 1) For over-current-proof function, customers are recommended to apply resistors to prevent sudden change of the current caused by slight shift of the voltage.
- 2) This device should not be used in any type of fluid such as water, oil, organic solvent, etc. When washing is required, IPA is recommended to use.
- 3) When the LEDs illuminate, operating current should be decided after considering the ambient maximum temperature.
- 4) LEDs must be stored in a clean environment. If the LEDs are to be stored for three months or more after being shipped from Samsung, they should be packed by a sealed container with nitrogen gas injected (shelf life of sealed bags: 12 months, temperature  $\sim 40^{\circ}\text{C}$ ,  $\sim 90\%$  RH).
- 5) After storage bag is opened, device subjected to soldering, solder reflow, or other high temperature processes must be:
  - a. Mounted within 672 hours (28 days) at an assembly line with a condition of no more than  $30^{\circ}\text{C}$  /  $60\%$  RH, or
  - b. Stored at  $<10\%$  RH
- 6) Repack unused products with anti-moisture packing, fold to close any opening and then store in a dry place.
- 7) Devices require baking before mounting, if humidity card reading is  $>60\%$  at  $23 \pm 5^{\circ}\text{C}$ .
- 8) Devices must be baked for 10~24 hours at  $60 \pm 5^{\circ}\text{C}$ , if baking is required.
- 9) The LEDs are sensitive to the static electricity and surge. It is recommended to use a wrist band or anti-electrostatic glove when handling the LEDs. If voltage exceeding the absolute maximum rating is applied to LEDs, it may cause damage or even destruction to LED devices. Damaged LEDs may show some unusual characteristics such as increase in leak current, lowered turn-on voltage, or abnormal lighting of LEDs at low current.
- 10) VOCs (Volatile Organic Compounds) can be generated from adhesives, flux, hardener or organic additives used in luminaires (fixtures). Transparent LED silicone encapsulant is permeable to those chemicals and they may lead a discoloration of encapsulant when they exposed to heat or light. This phenomenon can cause a significant loss of light emitted (output) from the luminaires (fixtures). In order to prevent these problems, we recommend users to know the physical properties of the materials used in luminaires, and they must be selected carefully.
- 11) Risk of sulfurization (or tarnishing)

The LED from Samsung Electronics Co., Ltd. uses a silver-plated lead frame and its surface color may change to black (or dark colored) when it is exposed to sulfur (S), chlorine (Cl) or other halogen compound. Sulfurization of lead frame may cause intensity degradation, change of chromaticity coordinates and, in extreme cases, open circuit. It requires caution. Due to possible sulfurization of lead frame, LED should not be used and stored together with oxidizing substances made of materials such as: rubber, plain paper, lead solder cream, etc.

# Legal and additional information.

## [About Samsung Electronics Co., Ltd.](#)

Samsung inspires the world and shapes the future with transformative ideas and technologies.

The company is redefining the worlds of TVs, smartphones, wearable devices, tablets, digital appliances, network systems, and memory, system LSI, foundry and LED solutions. For the latest news, please visit the Samsung Newsroom at [news.samsung.com](http://news.samsung.com).

Copyright © 2018 Samsung Electronics Co., Ltd. All rights reserved.

Samsung is a registered trademark of Samsung Electronics Co., Ltd.

Specifications and designs are subject to change without notice. Non-metric weights and measurements are approximate. All data were deemed correct at time of creation. Samsung is not liable for errors or omissions. All brand, product, service names and logos are trademarks and/or registered trademarks of their respective owners and are hereby recognized and acknowledged.

Samsung Electronics Co., Ltd.

95, Samsung 2-ro

Giheung-gu

Yongin-si, Gyeonggi-do, 446-711



KOREA

[www.samsungled.com](http://www.samsungled.com)

**SAMSUNG**

## Looking for pricing, stock, or lifecycle information?

Click below to explore more details on WIN SOURCE:

-  [View SPMWH3326MD5WAR0SA on WIN SOURCE](#)
-  [Samsung Information](#)

## Optimize Your Supply Chain with WIN SOURCE Solutions

-  Global Sourcing Solution
-  Obsolete Management
-  Cost Control Management
-  Shortage Management
-  Alternative Solution
-  Excess Inventory Management