



**THE DATASHEET OF  
SPMWHT329FD7YBW0S0**



Middle Power LED Series  
3030

LM302B  
CRI 90



#### Features & Benefits

- Superior mid power LED with wide over-drive range up to 1.5W
- Mold resin for high reliability
- Standard form factor for design flexibility (3.0 × 3.0 mm)

## Table of Contents

|     |                                     |       |    |
|-----|-------------------------------------|-------|----|
| 1.  | Characteristics                     | ----- | 3  |
| 2.  | Product Code Information            | ----- | 6  |
| 3.  | Typical Characteristics Graphs      | ----- | 21 |
| 4.  | Outline Drawing & Dimension         | ----- | 24 |
| 5.  | Reliability Test Items & Conditions | ----- | 25 |
| 6.  | Soldering Conditions                | ----- | 26 |
| 7.  | Tape & Reel                         | ----- | 27 |
| 8.  | Label Structure                     | ----- | 29 |
| 9.  | Packing Structure                   | ----- | 30 |
| 10. | Precautions in Handling & Use       | ----- | 33 |

## 1. Characteristics

### a) Absolute Maximum Rating

| Item                            | Symbol    | Rating     | Unit    | Condition |
|---------------------------------|-----------|------------|---------|-----------|
| Ambient / Operating Temperature | $T_a$     | -40 ~ +85  | °C      | -         |
| Storage Temperature             | $T_{stg}$ | -40 ~ +100 | °C      | -         |
| LED Junction Temperature        | $T_j$     | 125        | °C      | -         |
| Forward Current                 | $I_F$     | 250        | mA      | -         |
| Assembly Process Temperature    | -         | 260<br><10 | °C<br>s | -         |
| ESD (HBM)                       | -         | 5          | kV      | -         |

**b) Electro-optical Characteristics ( $I_F = 150 \text{ mA}$ ,  $T_s = 85 \text{ }^\circ\text{C}$ )**

| Item   | Unit               | Rank | Bin | Min. | Typ. | Max. |
|--|--------------------|------|-----|------|------|------|
| Forward Voltage ( $V_F$ )                        | V                  | YB   | AY  | 5.4  | -    | 5.6  |
|  |                    |      | AZ  | 5.6  | -    | 5.8  |
|  |                    |      | A1  | 5.8  | -    | 6.0  |
|  |                    |      | A2  | 6.0  | -    | 6.2  |
|  |                    |      | A3  | 6.2  | -    | 6.4  |
| Reverse Voltage<br>(@ 5 mA)                      | V                  |      |     | 0.7  | -    | 1.2  |
| Color Rendering Index ( $R_a$ )                  | -                  |      |     | 90   | -    | -    |
| Special CRI (R9)                                 | -                  |      |     | 50   | -    | -    |
| Thermal Resistance<br>(junction to solder point) | $^\circ\text{C/W}$ |      |     | -    | 8    | -    |
| Beam Angle                                       | $^\circ$           |      |     | -    | 115  | -    |

**Note:**

Samsung maintains measurement tolerance of: forward voltage =  $\pm 0.1 \text{ V}$ , CRI =  $\pm 3$ , R9 =  $\pm 6.5$

b) Electro-optical Characteristics ( $T_s = 85\text{ }^\circ\text{C}$ )

| Item                       | CRI | Nominal | SZ   |      | SA   |      | SB   |      | SC   |      | SD   |      | Current |
|----------------------------|-----|---------|------|------|------|------|------|------|------|------|------|------|---------|
|                            |     | CCT (K) | Min. | Max. | Min. | Max. | Min. | Max. | Min. | Max. | Min. | Max. |         |
|                            |     |         | 70   | 79   | 79   | 88   | 88   | 97   | 97   | 106  | 106  | 115  | 150mA   |
| Luminous Flux ( $\Phi_v$ ) | 90  | 2700    |      |      |      |      |      |      |      |      |      |      |         |
|                            |     | 3000    |      |      |      |      |      |      |      |      |      |      |         |
|                            |     | 3500    |      |      |      |      |      |      |      |      |      |      |         |
|                            |     | 4000    |      |      |      |      |      |      |      |      |      |      |         |
|                            |     | 5000    |      |      |      |      |      |      |      |      |      |      |         |
|                            |     | 5700    |      |      |      |      |      |      |      |      |      |      |         |
|                            |     | 6500    |      |      |      |      |      |      |      |      |      |      |         |

**Note:**

Samsung maintains measurement tolerance of: forward voltage =  $\pm 0.1\text{V}$ , luminous flux =  $\pm 5\%$ , CRI =  $\pm 3$ , R9 =  $\pm 6.5$

## 2. Product Code Information

|   |   |   |   |   |   |   |   |   |    |    |    |    |    |    |    |    |    |
|---|---|---|---|---|---|---|---|---|----|----|----|----|----|----|----|----|----|
| 1 | 2 | 3 | 4 | 5 | 6 | 7 | 8 | 9 | 10 | 11 | 12 | 13 | 14 | 15 | 16 | 17 | 18 |
| S | P | M | W | H | T | 3 | 2 | 9 | F  | D  | 7  | Y  | B  | R  | 0  | S  | 0  |

| Digit | PKG Information              | Code                                   | Specification  |
|-------|------------------------------|--|--|
| 1 2 3 | Samsung Package Middle Power | SPM                                    |  |
| 4 5   | Color                        | WH                                     | White  |
| 6     | Product Version              | T                                      |  |
| 7 8 9 | Form Factor                  | 329                                    | 3.0 x 3.0 x 0.7 mm; 2 pads; 1chip;   |
| 10    | Sorting Current (mA)         | F                                      | 150 mA   |
| 11    | Chromaticity Coordinates     | D                                      | ANSI Standard  |
| 12    | CRI                          | 7                                      | Min. 90  |
| 13 14 | Forward Voltage (V)          | YB                                     | 5.4~6.4V   |
| 15 16 | CCT (K)                      | W★<br>V★<br>U★<br>T★<br>R★<br>Q★<br>P★ | 2700<br>3000<br>3500<br>4000<br>5000<br>5700<br>6500<br>Bin Code<br>W1, W2, W3, W4, W5, W6, W7, W8, W9, WA, WB, WC, WD, WE, WF, WG<br>V1, V2, V3, V4, V5, V6, V7, V8, V9, VA, VB, VC, VD, VE, VF, VG<br>U1, U2, U3, U4, U5, U6, U7, U8, U9, UA, UB, UC, UD, UE, UF, UG<br>T1, T2, T3, T4, T5, T6, T7, T8, T9, TA, TB, TC, TD, TE, TF, TG<br>R1, R2, R3, R4, R5, R6, R7, R8, R9, RA, RB, RC, RH, RJ, RK, RL<br>Q1, Q2, Q3, Q4, Q5, Q6, Q7, Q8, Q9, QA, QB, QC, QH, QJ, QK, QL<br>P1, P2, P3, P4, P5, P6, P7, P8, P9, PA, PB, PC, PH, PJ, PK, PL<br>★ : Cool white: "0" (Whole bin) or "K" (Kitting bin) |
| 17 18 | Luminous Flux                | S0                                     | Bin Code<br>SZ, SA, SB, SC   |

a) Luminous Flux Bins ( $I_F = 150 \text{ mA}$ ,  $T_s = 85^\circ\text{C}$ )

| CRI ( $R_a$ )<br>Min. | Nominal CCT<br>(K) | Product Code       | Flux Bin | Flux Range<br>( $\Phi_v$ , lm) |
|-----------------------|--------------------|--------------------|----------|--------------------------------|
| 90                    | 2700               | SPMWHT329FD7YBW★S0 | SZ       | 70 ~ 79                        |
|                       |                    |                    | SA       | 79 ~ 88                        |
|                       | 3000               | SPMWHT329FD7YBV★S0 | SA       | 79 ~ 88                        |
|                       |                    |                    | SB       | 88 ~ 97                        |
|                       | 3500               | SPMWHT329FD7YBU★S0 | SB       | 88 ~ 97                        |
|                       |                    |                    | SC       | 97 ~ 106                       |
|                       | 4000               | SPMWHT329FD7YBT★S0 | SB       | 88 ~ 97                        |
|                       |                    |                    | SC       | 97 ~ 106                       |
|                       | 5000               | SPMWHT329FD7YBR★S0 | SB       | 88 ~ 97                        |
|                       |                    |                    | SC       | 97 ~ 106                       |
|                       | 5700               | SPMWHT329FD7YBQ★S0 | SA       | 79 ~ 88                        |
|                       |                    |                    | SB       | 88 ~ 97                        |
|                       | 6500               | SPMWHT329FD7YBP★S0 | SA       | 79 ~ 88                        |
|                       |                    |                    | SB       | 88 ~ 97                        |

**Note:**

"★" can be "0" (Whole bin) or "K" (Kitting bin) of the color binning

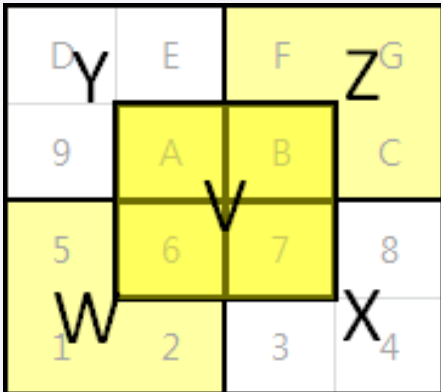
## b) Kitting rule

### 1) Kitting bin Concept

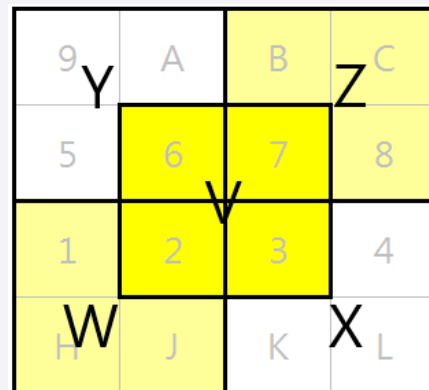
- Under agreement between customer and SAMSUNG ELECTRONICS, SAMSUNG can supply kitting bin (VF, Color, Im).
- A forward voltage (VF) of kitting bin is combined by a pair of same VF rank such as (AY+AY), (AZ+AZ), (A1+A1), (A2+A2) or (A3+A3).
- A Chromaticity Coordinates of kitting bin is mixed by kitting procedure.(below kitting simulation)

#### [Kitting example]

##### [2700K ~ 4000K]



##### [5000K ~ 6500K]



#### [Binning Information]

| Item  | CCT                | Bin #1             | Bin #2             |
|-------|--------------------|--------------------|--------------------|
| VF    | -                  | AY                 | AY                 |
|       |                    | AZ                 | AZ                 |
|       |                    | A1                 | A1                 |
|       |                    | A2                 | A2                 |
|       |                    | A3                 | A3                 |
| CIE   | 2700K              | W (1, 2, 5, 6 bin) | Z (B, C, F, G bin) |
|       | ~                  | V (6, 7, A, B bin) | V (6, 7, A, B bin) |
|       | 4000K              | X (3, 4, 7, 8 bin) | Y (9, A, D, E bin) |
|       | 5000K              | W (H, J, 1, 2 bin) | Z (7, 8, B, C bin) |
|       | ~                  | V (2, 3, 6, 7 bin) | V (2, 3, 6, 7 bin) |
| 6500K | X (K, L, 3, 4 bin) | Y (5, 6, 9, A bin) |                    |
| IV    | -                  | SZ                 | SZ                 |
|       |                    | SA                 | SA                 |
|       |                    | SB                 | SB                 |

※ Each of V,W,X,Y and Z can be one bin without details division.

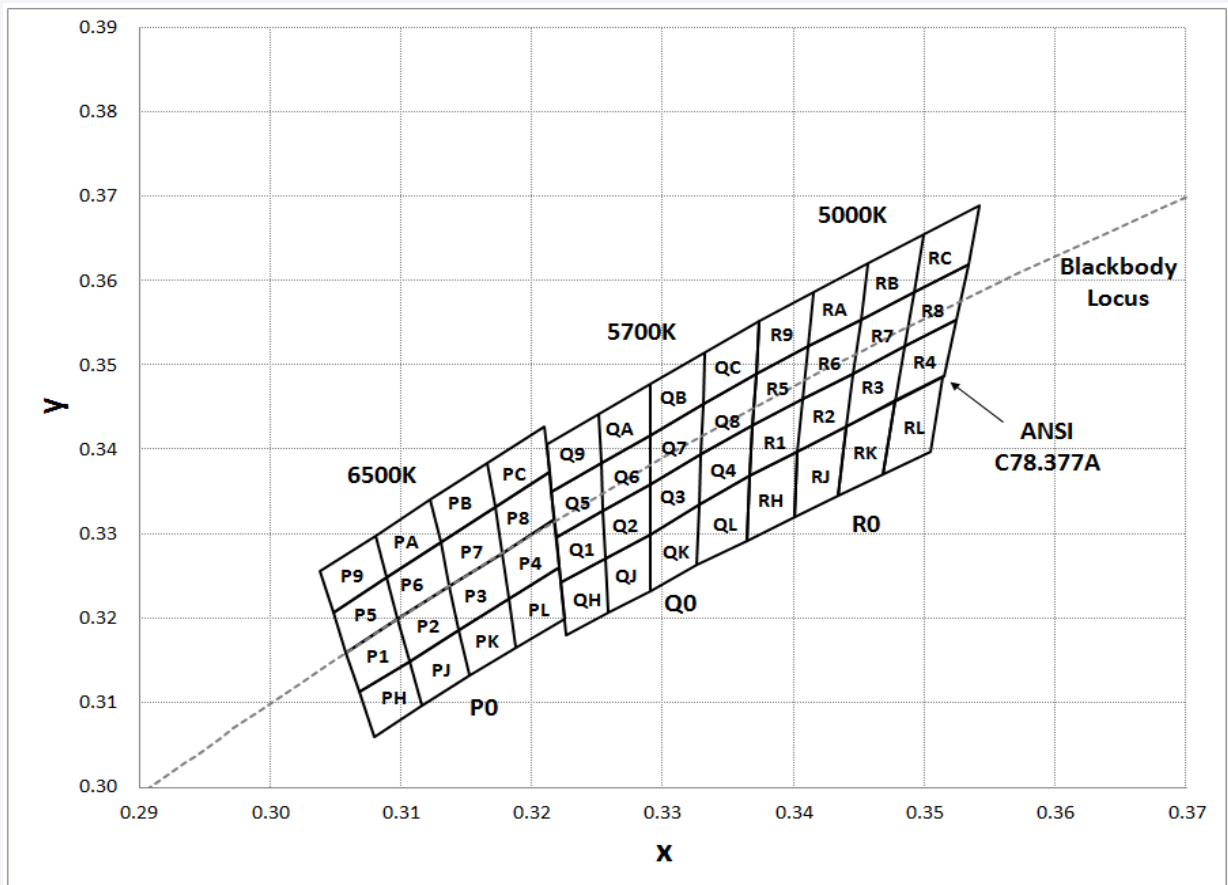
c) Color Bins ( $I_F = 150 \text{ mA}$ ,  $T_s = 85 \text{ }^\circ\text{C}$ )

| CRI ( $R_a$ )<br>Min. | Nominal CCT<br>(K) | Product Code       | Color Rank          | Chromaticity Bins  |
|-----------------------|--------------------|--------------------|---------------------|--|
| 90                    | 2700               | SPMWHT329FD7YBW0S0 | W0<br>(Whole bin)   | W1, W2, W3, W4, W5, W6, W7, W8,<br>W9, WA, WB, WC, WD, WE, WF, WG                    |
|                       |                    | SPMWHT329FD7YBWS0  | WK<br>(Kitting bin) | WV, WW, WX, WY, WZ   |
|                       | 3000               | SPMWHT329FD7YBV0S0 | V0<br>(Whole bin)   | V1, V2, V3, V4, V5, V6, V7, V8,<br>V9, VA, VB, VC, VD, VE, VF, VG                    |
|                       |                    | SPMWHT329FD7YBVS0  | VK<br>(Kitting bin) | VV, VW, VX, VY, VZ   |
|                       | 3500               | SPMWHT329FD7YBU0S0 | U0<br>(Whole bin)   | U1, U2, U3, U4, U5, U6, U7, U8,<br>U9, UA, UB, UC, UD, UE, UF, UG                    |
|                       |                    | SPMWHT329FD7YBUS0  | UK<br>(Kitting bin) | UV, UW, UX, UY, UZ   |
|                       | 4000               | SPMWHT329FD7YBT0S0 | T0<br>(Whole bin)   | T1, T2, T3, T4, T5, T6, T7, T8,<br>T9, TA, TB, TC, TD, TE, TF, TG                    |
|                       |                    | SPMWHT329FD7YBTS0  | TK<br>(Kitting bin) | TV, TW, TX, TY, TZ   |
|                       | 5000               | SPMWHT329FD7YBR0S0 | R0<br>(Whole bin)   | R1, R2, R3, R4, R5, R6, R7, R8, R9<br>RA, RB, RC, RD, RE, RF, RG, RH, RI, RJ, RK, RL |
|                       |                    | SPMWHT329FD7YBRS0  | RK<br>(Kitting bin) | RV, RW, RX, RY, RZ   |
|                       | 5700               | SPMWHT329FD7YBQ0S0 | Q0<br>(Whole bin)   | Q1, Q2, Q3, Q4, Q5, Q6, Q7, Q8, Q9<br>QA, QB, QC, QD, QE, QF, QG, QH, QI, QJ, QK, QL |
|                       |                    | SPMWHT329FD7YBQS0  | QK<br>(Kitting bin) | QV, QW, QX, QY, QZ   |
|                       | 6500               | SPMWHT329FD7YBP0S0 | P0<br>(Whole bin)   | P1, P2, P3, P4, P5, P6, P7, P8, P9<br>PA, PB, PC, PD, PE, PF, PG, PH, PI, PJ, PK, PL |
|                       |                    | SPMWHT329FD7YBPS0  | PK<br>(Kitting bin) | PV, PW, PX, PY, PZ   |

d) Voltage Bins ( $I_F = 150 \text{ mA}$ ,  $T_s = 85 \text{ °C}$ )

| CRI ( $R_a$ )<br>Min. | Nominal CCT<br>(K) | Product Code | Voltage Rank | Voltage Bin | Voltage Range<br>(V) |
|-----------------------|--------------------|--------------|--------------|-------------|----------------------|
| -                     | -                  | -            | YB           | AY          | 5.4 ~ 5.6            |
| -                     | -                  | -            |              | AZ          | 5.6 ~ 5.8            |
| -                     | -                  | -            |              | A1          | 5.8 ~ 6.0            |
| -                     | -                  | -            |              | A2          | 6.0 ~ 6.2            |
| -                     | -                  | -            |              | A3          | 6.2 ~ 6.4            |
| -                     | -                  | -            |              |             |                      |

e) Chromaticity Region & Coordinates ( $I_F = 150 \text{ mA}$ ,  $T_s = 85 \text{ }^\circ\text{C}$ )



## e) Chromaticity Region &amp; Coordinates

| Region                 | CIE x  | CIE y  | Region | CIE x  | CIE y  |
|------------------------|--------|--------|--------|--------|--------|
| <b>W rank (2700 K)</b> |        |        |        |        |        |
| W1                     | 0.4373 | 0.3893 | W9     | 0.4465 | 0.4071 |
|                        | 0.4418 | 0.3981 |        | 0.4513 | 0.4164 |
|                        | 0.4475 | 0.3994 |        | 0.4573 | 0.4178 |
|                        | 0.4428 | 0.3906 |        | 0.4523 | 0.4085 |
| W2                     | 0.4428 | 0.3906 | WA     | 0.4523 | 0.4085 |
|                        | 0.4475 | 0.3994 |        | 0.4573 | 0.4178 |
|                        | 0.4532 | 0.4008 |        | 0.4634 | 0.4193 |
|                        | 0.4483 | 0.3919 |        | 0.4582 | 0.4099 |
| W3                     | 0.4483 | 0.3919 | WB     | 0.4582 | 0.4099 |
|                        | 0.4532 | 0.4008 |        | 0.4634 | 0.4193 |
|                        | 0.4589 | 0.4021 |        | 0.4695 | 0.4207 |
|                        | 0.4538 | 0.3931 |        | 0.4641 | 0.4112 |
| W4                     | 0.4538 | 0.3931 | WC     | 0.4641 | 0.4112 |
|                        | 0.4589 | 0.4021 |        | 0.4695 | 0.4207 |
|                        | 0.4646 | 0.4034 |        | 0.4756 | 0.4221 |
|                        | 0.4593 | 0.3944 |        | 0.4700 | 0.4126 |
| W5                     | 0.4418 | 0.3981 | WD     | 0.4513 | 0.4164 |
|                        | 0.4465 | 0.4071 |        | 0.4562 | 0.4260 |
|                        | 0.4523 | 0.4085 |        | 0.4624 | 0.4274 |
|                        | 0.4475 | 0.3994 |        | 0.4573 | 0.4178 |
| W6                     | 0.4475 | 0.3994 | WE     | 0.4573 | 0.4178 |
|                        | 0.4523 | 0.4085 |        | 0.4624 | 0.4274 |
|                        | 0.4582 | 0.4099 |        | 0.4687 | 0.4289 |
|                        | 0.4532 | 0.4008 |        | 0.4634 | 0.4193 |
| W7                     | 0.4532 | 0.4008 | WF     | 0.4634 | 0.4193 |
|                        | 0.4582 | 0.4099 |        | 0.4687 | 0.4289 |
|                        | 0.4641 | 0.4112 |        | 0.4750 | 0.4304 |
|                        | 0.4589 | 0.4021 |        | 0.4695 | 0.4207 |
| W8                     | 0.4589 | 0.4021 | WG     | 0.4695 | 0.4207 |
|                        | 0.4641 | 0.4112 |        | 0.4750 | 0.4304 |
|                        | 0.4700 | 0.4126 |        | 0.4813 | 0.4319 |
|                        | 0.4646 | 0.4034 |        | 0.4756 | 0.4221 |

| Region                 | CIE x  | CIE y  | Region | CIE x  | CIE y  |
|------------------------|--------|--------|--------|--------|--------|
| <b>V rank (3000 K)</b> |        |        |        |        |        |
| V1                     | 0.4147 | 0.3814 | V9     | 0.4221 | 0.3984 |
|                        | 0.4183 | 0.3898 |        | 0.4259 | 0.4073 |
|                        | 0.4242 | 0.3919 |        | 0.4322 | 0.4096 |
|                        | 0.4203 | 0.3833 |        | 0.4281 | 0.4006 |
| V2                     | 0.4203 | 0.3833 | VA     | 0.4281 | 0.4006 |
|                        | 0.4242 | 0.3919 |        | 0.4322 | 0.4096 |
|                        | 0.4300 | 0.3939 |        | 0.4385 | 0.4119 |
|                        | 0.4259 | 0.3853 |        | 0.4342 | 0.4028 |
| V3                     | 0.4259 | 0.3853 | VB     | 0.4342 | 0.4028 |
|                        | 0.4300 | 0.3939 |        | 0.4385 | 0.4119 |
|                        | 0.4359 | 0.3960 |        | 0.4449 | 0.4141 |
|                        | 0.4316 | 0.3873 |        | 0.4403 | 0.4049 |
| V4                     | 0.4316 | 0.3873 | VC     | 0.4403 | 0.4049 |
|                        | 0.4359 | 0.3960 |        | 0.4449 | 0.4141 |
|                        | 0.4418 | 0.3981 |        | 0.4513 | 0.4164 |
|                        | 0.4373 | 0.3893 |        | 0.4465 | 0.4071 |
| V5                     | 0.4183 | 0.3898 | VD     | 0.4259 | 0.4073 |
|                        | 0.4221 | 0.3984 |        | 0.4299 | 0.4165 |
|                        | 0.4281 | 0.4006 |        | 0.4364 | 0.4188 |
|                        | 0.4242 | 0.3919 |        | 0.4322 | 0.4096 |
| V6                     | 0.4242 | 0.3919 | VE     | 0.4322 | 0.4096 |
|                        | 0.4281 | 0.4006 |        | 0.4364 | 0.4188 |
|                        | 0.4342 | 0.4028 |        | 0.4430 | 0.4212 |
|                        | 0.4300 | 0.3939 |        | 0.4385 | 0.4119 |
| V7                     | 0.4300 | 0.3939 | VF     | 0.4385 | 0.4119 |
|                        | 0.4342 | 0.4028 |        | 0.4430 | 0.4212 |
|                        | 0.4403 | 0.4049 |        | 0.4496 | 0.4236 |
|                        | 0.4359 | 0.3960 |        | 0.4449 | 0.4141 |
| V8                     | 0.4359 | 0.3960 | VG     | 0.4449 | 0.4141 |
|                        | 0.4403 | 0.4049 |        | 0.4496 | 0.4236 |
|                        | 0.4465 | 0.4071 |        | 0.4562 | 0.4260 |
|                        | 0.4418 | 0.3981 |        | 0.4513 | 0.4164 |

## e) Chromaticity Region &amp; Coordinates

| Region                 | CIE x  | CIE y  | Region | CIE x  | CIE y  |
|------------------------|--------|--------|--------|--------|--------|
| <b>U rank (3500 K)</b> |        |        |        |        |        |
| U1                     | 0.3889 | 0.3690 | U9     | 0.3941 | 0.3848 |
|                        | 0.3915 | 0.3768 |        | 0.3968 | 0.3930 |
|                        | 0.3981 | 0.3800 |        | 0.4040 | 0.3966 |
|                        | 0.3953 | 0.3720 |        | 0.4010 | 0.3882 |
| U2                     | 0.3953 | 0.3720 | UA     | 0.4010 | 0.3882 |
|                        | 0.3981 | 0.3800 |        | 0.4040 | 0.3966 |
|                        | 0.4048 | 0.3832 |        | 0.4113 | 0.4001 |
|                        | 0.4017 | 0.3751 |        | 0.4080 | 0.3916 |
| U3                     | 0.4017 | 0.3751 | UB     | 0.4080 | 0.3916 |
|                        | 0.4048 | 0.3832 |        | 0.4113 | 0.4001 |
|                        | 0.4116 | 0.3865 |        | 0.4186 | 0.4037 |
|                        | 0.4082 | 0.3782 |        | 0.4150 | 0.3950 |
| U4                     | 0.4082 | 0.3782 | UC     | 0.4150 | 0.3950 |
|                        | 0.4116 | 0.3865 |        | 0.4186 | 0.4037 |
|                        | 0.4183 | 0.3898 |        | 0.4259 | 0.4073 |
|                        | 0.4147 | 0.3814 |        | 0.4221 | 0.3984 |
| U5                     | 0.3915 | 0.3768 | UD     | 0.3968 | 0.3930 |
|                        | 0.3941 | 0.3848 |        | 0.3996 | 0.4015 |
|                        | 0.4010 | 0.3882 |        | 0.4071 | 0.4052 |
|                        | 0.3981 | 0.3800 |        | 0.4040 | 0.3966 |
| U6                     | 0.3981 | 0.3800 | UE     | 0.4040 | 0.3966 |
|                        | 0.4010 | 0.3882 |        | 0.4071 | 0.4052 |
|                        | 0.4080 | 0.3916 |        | 0.4146 | 0.4089 |
|                        | 0.4048 | 0.3832 |        | 0.4113 | 0.4001 |
| U7                     | 0.4048 | 0.3832 | UF     | 0.4113 | 0.4001 |
|                        | 0.4080 | 0.3916 |        | 0.4146 | 0.4089 |
|                        | 0.4150 | 0.3950 |        | 0.4222 | 0.4127 |
|                        | 0.4116 | 0.3865 |        | 0.4186 | 0.4037 |
| U8                     | 0.4116 | 0.3865 | UG     | 0.4186 | 0.4037 |
|                        | 0.4150 | 0.3950 |        | 0.4222 | 0.4127 |
|                        | 0.4221 | 0.3984 |        | 0.4299 | 0.4165 |
|                        | 0.4183 | 0.3898 |        | 0.4259 | 0.4073 |

| Region                 | CIE x  | CIE y  | Region | CIE x  | CIE y  |
|------------------------|--------|--------|--------|--------|--------|
| <b>T rank (4000 K)</b> |        |        |        |        |        |
| T1                     | 0.3670 | 0.3578 | T9     | 0.3702 | 0.3722 |
|                        | 0.3726 | 0.3612 |        | 0.3763 | 0.3760 |
|                        | 0.3744 | 0.3685 |        | 0.3782 | 0.3837 |
|                        | 0.3686 | 0.3649 |        | 0.3719 | 0.3797 |
| T2                     | 0.3726 | 0.3612 | TA     | 0.3763 | 0.3760 |
|                        | 0.3783 | 0.3646 |        | 0.3825 | 0.3798 |
|                        | 0.3804 | 0.3721 |        | 0.3847 | 0.3877 |
|                        | 0.3744 | 0.3685 |        | 0.3782 | 0.3837 |
| T3                     | 0.3783 | 0.3646 | TB     | 0.3825 | 0.3798 |
|                        | 0.3840 | 0.3681 |        | 0.3887 | 0.3836 |
|                        | 0.3863 | 0.3758 |        | 0.3912 | 0.3917 |
|                        | 0.3804 | 0.3721 |        | 0.3847 | 0.3877 |
| T4                     | 0.3840 | 0.3681 | TC     | 0.3887 | 0.3837 |
|                        | 0.3898 | 0.3716 |        | 0.3950 | 0.3875 |
|                        | 0.3924 | 0.3794 |        | 0.3978 | 0.3958 |
|                        | 0.3863 | 0.3758 |        | 0.3912 | 0.3917 |
| T5                     | 0.3686 | 0.3649 | TD     | 0.3719 | 0.3797 |
|                        | 0.3744 | 0.3685 |        | 0.3782 | 0.3837 |
|                        | 0.3763 | 0.3760 |        | 0.3802 | 0.3916 |
|                        | 0.3702 | 0.3722 |        | 0.3736 | 0.3874 |
| T6                     | 0.3744 | 0.3685 | TE     | 0.3782 | 0.3837 |
|                        | 0.3804 | 0.3721 |        | 0.3847 | 0.3877 |
|                        | 0.3825 | 0.3798 |        | 0.3869 | 0.3958 |
|                        | 0.3763 | 0.376  |        | 0.3802 | 0.3916 |
| T7                     | 0.3804 | 0.3721 | TF     | 0.3847 | 0.3877 |
|                        | 0.3863 | 0.3758 |        | 0.3912 | 0.3917 |
|                        | 0.3887 | 0.3836 |        | 0.3937 | 0.4001 |
|                        | 0.3825 | 0.3798 |        | 0.3869 | 0.3958 |
| T8                     | 0.3863 | 0.3758 | TG     | 0.3912 | 0.3917 |
|                        | 0.3924 | 0.3794 |        | 0.3978 | 0.3958 |
|                        | 0.3950 | 0.3875 |        | 0.4006 | 0.4044 |
|                        | 0.3887 | 0.3836 |        | 0.3937 | 0.4001 |

## e) Chromaticity Region &amp; Coordinates

| Region                 | CIE x  | CIE y  | Region | CIE x  | CIE y  |
|------------------------|--------|--------|--------|--------|--------|
| <b>R rank (5000 K)</b> |        |        |        |        |        |
| R1                     | 0.3366 | 0.3369 | R9     | 0.3371 | 0.3490 |
|                        | 0.3369 | 0.3430 |        | 0.3374 | 0.3553 |
|                        | 0.3407 | 0.3460 |        | 0.3415 | 0.3587 |
|                        | 0.3403 | 0.3398 |        | 0.3411 | 0.3522 |
| R2                     | 0.3403 | 0.3398 | RA     | 0.3411 | 0.3522 |
|                        | 0.3407 | 0.3460 |        | 0.3415 | 0.3587 |
|                        | 0.3446 | 0.3491 |        | 0.3457 | 0.3621 |
|                        | 0.3440 | 0.3427 |        | 0.3451 | 0.3554 |
| R3                     | 0.3440 | 0.3427 | RB     | 0.3451 | 0.3554 |
|                        | 0.3446 | 0.3491 |        | 0.3457 | 0.3621 |
|                        | 0.3485 | 0.3522 |        | 0.3500 | 0.3655 |
|                        | 0.3478 | 0.3457 |        | 0.3492 | 0.3587 |
| R4                     | 0.3478 | 0.3457 | RC     | 0.3492 | 0.3587 |
|                        | 0.3485 | 0.3522 |        | 0.3500 | 0.3655 |
|                        | 0.3524 | 0.3554 |        | 0.3542 | 0.3690 |
|                        | 0.3515 | 0.3487 |        | 0.3533 | 0.3620 |
| R5                     | 0.3369 | 0.3430 | RH     | 0.3364 | 0.3292 |
|                        | 0.3371 | 0.3490 |        | 0.3400 | 0.3320 |
|                        | 0.3411 | 0.3522 |        | 0.3403 | 0.3398 |
|                        | 0.3407 | 0.3460 |        | 0.3366 | 0.3369 |
| R6                     | 0.3407 | 0.3460 | RJ     | 0.3400 | 0.3320 |
|                        | 0.3411 | 0.3522 |        | 0.3434 | 0.3345 |
|                        | 0.3451 | 0.3554 |        | 0.3440 | 0.3427 |
|                        | 0.3446 | 0.3491 |        | 0.3403 | 0.3398 |
| R7                     | 0.3446 | 0.3491 | RK     | 0.3434 | 0.3345 |
|                        | 0.3451 | 0.3554 |        | 0.3468 | 0.3371 |
|                        | 0.3492 | 0.3587 |        | 0.3477 | 0.3458 |
|                        | 0.3485 | 0.3522 |        | 0.3440 | 0.3427 |
| R8                     | 0.3485 | 0.3522 | RL     | 0.3468 | 0.3371 |
|                        | 0.3492 | 0.3587 |        | 0.3504 | 0.3398 |
|                        | 0.3533 | 0.3620 |        | 0.3514 | 0.3487 |
|                        | 0.3524 | 0.3554 |        | 0.3477 | 0.3458 |

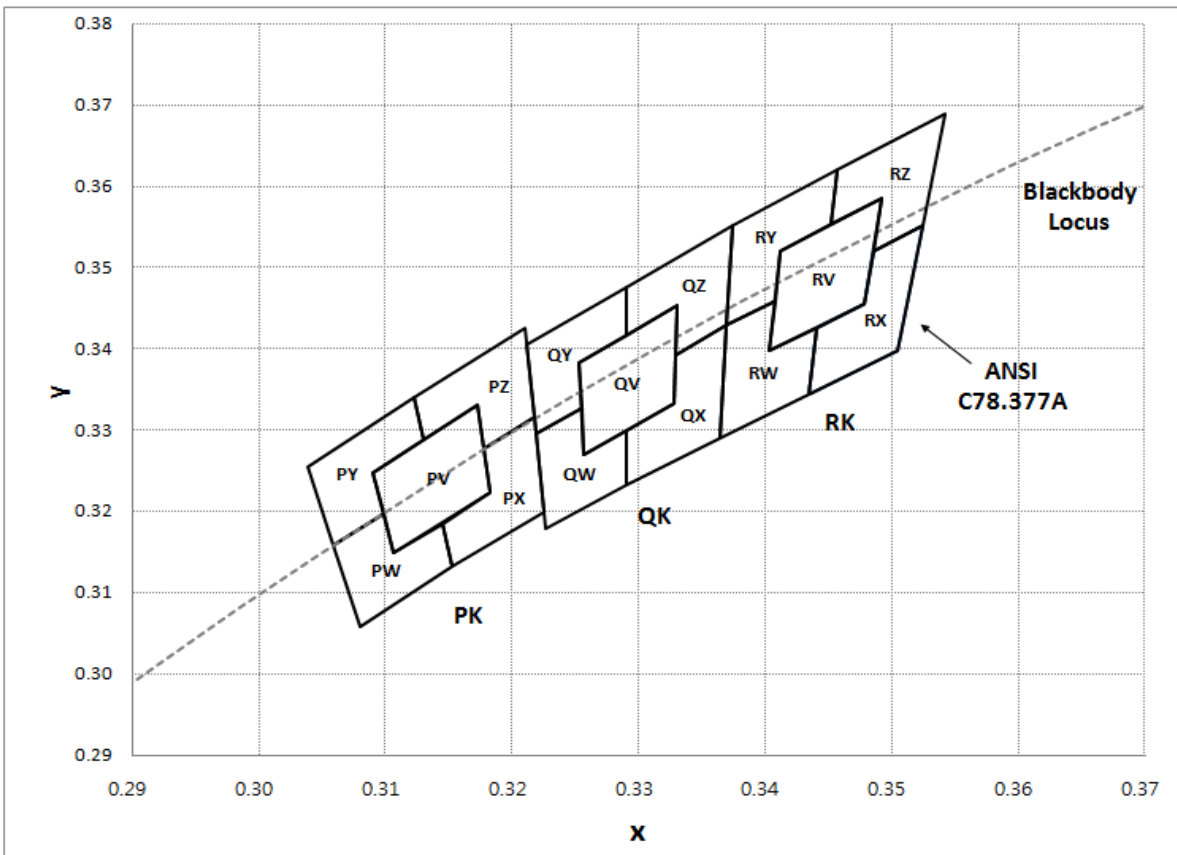
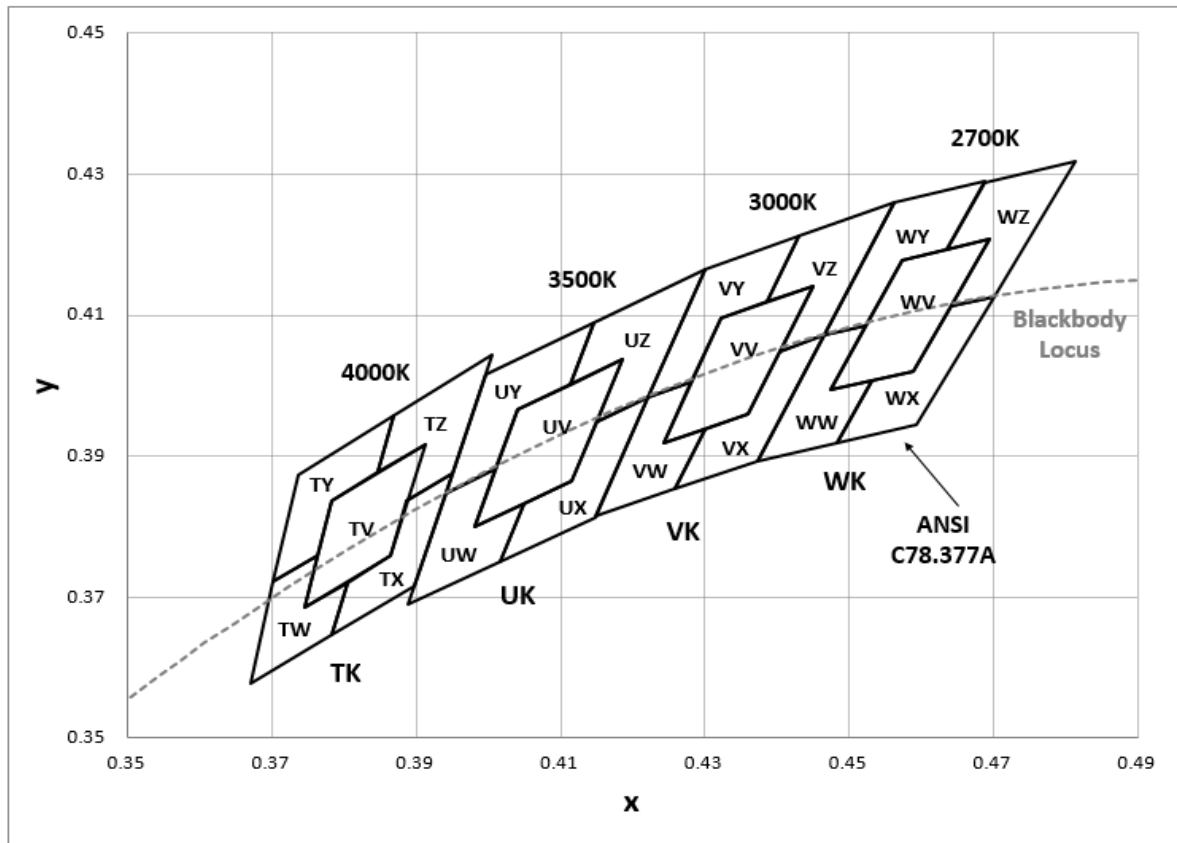
| Region                 | CIE x  | CIE y  | Region | CIE x  | CIE y  |
|------------------------|--------|--------|--------|--------|--------|
| <b>Q rank (5700 K)</b> |        |        |        |        |        |
| Q1                     | 0.3222 | 0.3243 | Q9     | 0.3215 | 0.3350 |
|                        | 0.3219 | 0.3297 |        | 0.3211 | 0.3406 |
|                        | 0.3254 | 0.3328 |        | 0.3251 | 0.3442 |
|                        | 0.3256 | 0.3272 |        | 0.3253 | 0.3384 |
| Q2                     | 0.3256 | 0.3272 | QA     | 0.3253 | 0.3384 |
|                        | 0.3254 | 0.3328 |        | 0.3251 | 0.3442 |
|                        | 0.3290 | 0.3359 |        | 0.3290 | 0.3478 |
|                        | 0.3290 | 0.3300 |        | 0.3290 | 0.3417 |
| Q3                     | 0.3290 | 0.3300 | QB     | 0.3290 | 0.3417 |
|                        | 0.3290 | 0.3359 |        | 0.3290 | 0.3478 |
|                        | 0.3329 | 0.3394 |        | 0.3332 | 0.3515 |
|                        | 0.3328 | 0.3335 |        | 0.3331 | 0.3454 |
| Q4                     | 0.3328 | 0.3335 | QC     | 0.3331 | 0.3454 |
|                        | 0.3329 | 0.3394 |        | 0.3332 | 0.3515 |
|                        | 0.3369 | 0.3430 |        | 0.3374 | 0.3553 |
|                        | 0.3366 | 0.3369 |        | 0.3371 | 0.3490 |
| Q5                     | 0.3219 | 0.3297 | QH     | 0.3226 | 0.3180 |
|                        | 0.3215 | 0.3350 |        | 0.3258 | 0.3207 |
|                        | 0.3253 | 0.3384 |        | 0.3256 | 0.3272 |
|                        | 0.3254 | 0.3328 |        | 0.3222 | 0.3243 |
| Q6                     | 0.3254 | 0.3328 | QJ     | 0.3258 | 0.3207 |
|                        | 0.3253 | 0.3384 |        | 0.3290 | 0.3233 |
|                        | 0.3290 | 0.3417 |        | 0.3290 | 0.3300 |
|                        | 0.3290 | 0.3359 |        | 0.3256 | 0.3272 |
| Q7                     | 0.3290 | 0.3359 | QK     | 0.3290 | 0.3233 |
|                        | 0.3290 | 0.3417 |        | 0.3326 | 0.3263 |
|                        | 0.3331 | 0.3454 |        | 0.3328 | 0.3335 |
|                        | 0.3329 | 0.3394 |        | 0.3290 | 0.3300 |
| Q8                     | 0.3329 | 0.3394 | QL     | 0.3326 | 0.3263 |
|                        | 0.3331 | 0.3454 |        | 0.3364 | 0.3292 |
|                        | 0.3371 | 0.3490 |        | 0.3366 | 0.3369 |
|                        | 0.3369 | 0.3430 |        | 0.3328 | 0.3335 |

## e) Chromaticity Region &amp; Coordinates

| Region                 | CIE x  | CIE y  | Region | CIE x  | CIE y  |
|------------------------|--------|--------|--------|--------|--------|
| <b>P rank (6500 K)</b> |        |        |        |        |        |
| P1                     | 0.3068 | 0.3113 | P9     | 0.3048 | 0.3207 |
|                        | 0.3106 | 0.3150 |        | 0.3089 | 0.3249 |
|                        | 0.3098 | 0.3199 |        | 0.3080 | 0.3298 |
|                        | 0.3058 | 0.3160 |        | 0.3038 | 0.3256 |
| P2                     | 0.3106 | 0.3150 | PA     | 0.3089 | 0.3249 |
|                        | 0.3144 | 0.3186 |        | 0.3130 | 0.3290 |
|                        | 0.3137 | 0.3238 |        | 0.3123 | 0.3341 |
|                        | 0.3098 | 0.3199 |        | 0.3080 | 0.3298 |
| P3                     | 0.3144 | 0.3186 | PB     | 0.3130 | 0.3290 |
|                        | 0.3183 | 0.3224 |        | 0.3172 | 0.3332 |
|                        | 0.3177 | 0.3278 |        | 0.3166 | 0.3384 |
|                        | 0.3137 | 0.3238 |        | 0.3123 | 0.3341 |
| P4                     | 0.3183 | 0.3224 | PC     | 0.3172 | 0.3332 |
|                        | 0.3221 | 0.3261 |        | 0.3213 | 0.3373 |
|                        | 0.3217 | 0.3317 |        | 0.3209 | 0.3427 |
|                        | 0.3177 | 0.3278 |        | 0.3166 | 0.3384 |
| P5                     | 0.3058 | 0.3160 | PH     | 0.3079 | 0.3060 |
|                        | 0.3098 | 0.3199 |        | 0.3115 | 0.3098 |
|                        | 0.3089 | 0.3249 |        | 0.3106 | 0.3150 |
|                        | 0.3048 | 0.3207 |        | 0.3068 | 0.3113 |
| P6                     | 0.3098 | 0.3199 | PJ     | 0.3115 | 0.3098 |
|                        | 0.3137 | 0.3238 |        | 0.3152 | 0.3133 |
|                        | 0.3130 | 0.3290 |        | 0.3144 | 0.3186 |
|                        | 0.3089 | 0.3249 |        | 0.3106 | 0.3150 |
| P7                     | 0.3137 | 0.3238 | PK     | 0.3152 | 0.3133 |
|                        | 0.3177 | 0.3278 |        | 0.3190 | 0.3170 |
|                        | 0.3172 | 0.3332 |        | 0.3183 | 0.3224 |
|                        | 0.3130 | 0.3290 |        | 0.3144 | 0.3186 |
| P8                     | 0.3177 | 0.3278 | PL     | 0.3190 | 0.3170 |
|                        | 0.3217 | 0.3317 |        | 0.3225 | 0.3200 |
|                        | 0.3213 | 0.3373 |        | 0.3221 | 0.3261 |
|                        | 0.3172 | 0.3332 |        | 0.3183 | 0.3224 |

**Note:** Samsung maintains measurement tolerance of:  $C_x, C_y = \pm 0.005$

f) Kitting Chromaticity Region & Coordinates ( $I_F = 150 \text{ mA}$ ,  $T_s = 85 \text{ }^\circ\text{C}$ )



f) Kitting Chromaticity Region & Coordinates ( $I_F = 150 \text{ mA}$ ,  $T_s = 85 \text{ }^\circ\text{C}$ )

| Region                 | CIE x  | CIE y  | Region | CIE x  | CIE y  |
|------------------------|--------|--------|--------|--------|--------|
| <b>W rank (2700 K)</b> |        |        |        |        |        |
| WW                     | 0.4475 | 0.3994 |        |        |        |
|                        | 0.4589 | 0.4021 |        |        |        |
|                        | 0.4695 | 0.4207 |        |        |        |
|                        | 0.4573 | 0.4178 |        |        |        |
| WW                     | 0.4373 | 0.3893 | WY     | 0.4465 | 0.4071 |
|                        | 0.4483 | 0.3919 |        | 0.4523 | 0.4085 |
|                        | 0.4532 | 0.4008 |        | 0.4573 | 0.4178 |
|                        | 0.4475 | 0.3994 |        | 0.4634 | 0.4193 |
|                        | 0.4523 | 0.4085 |        | 0.4687 | 0.4289 |
|                        | 0.4465 | 0.4071 |        | 0.4562 | 0.4260 |
| WX                     | 0.4483 | 0.3919 | WZ     | 0.4641 | 0.4112 |
|                        | 0.4593 | 0.3944 |        | 0.4700 | 0.4126 |
|                        | 0.4700 | 0.4126 |        | 0.4813 | 0.4319 |
|                        | 0.4641 | 0.4112 |        | 0.4687 | 0.4289 |
|                        | 0.4589 | 0.4021 |        | 0.4634 | 0.4193 |
|                        | 0.4532 | 0.4008 |        | 0.4695 | 0.4207 |
|                        |        |        |        |        |        |

| Region                 | CIE x  | CIE y  | Region | CIE x  | CIE y  |
|------------------------|--------|--------|--------|--------|--------|
| <b>V rank (3000 K)</b> |        |        |        |        |        |
| VV                     | 0.4242 | 0.3919 |        |        |        |
|                        | 0.4359 | 0.3960 |        |        |        |
|                        | 0.4449 | 0.4141 |        |        |        |
|                        | 0.4322 | 0.4096 |        |        |        |
| VV                     | 0.4147 | 0.3814 | VY     | 0.4221 | 0.3984 |
|                        | 0.4259 | 0.3853 |        | 0.4281 | 0.4006 |
|                        | 0.4300 | 0.3939 |        | 0.4322 | 0.4096 |
|                        | 0.4242 | 0.3919 |        | 0.4385 | 0.4119 |
|                        | 0.4281 | 0.4006 |        | 0.4430 | 0.4212 |
|                        | 0.4221 | 0.3984 |        | 0.4299 | 0.4165 |
|                        |        |        |        |        |        |
| VX                     | 0.4259 | 0.3853 | VZ     | 0.4403 | 0.4049 |
|                        | 0.4373 | 0.3893 |        | 0.4465 | 0.4071 |
|                        | 0.4465 | 0.4071 |        | 0.4562 | 0.4260 |
|                        | 0.4403 | 0.4049 |        | 0.4430 | 0.4212 |
|                        | 0.4359 | 0.3960 |        | 0.4385 | 0.4119 |
|                        | 0.4300 | 0.3939 |        | 0.4449 | 0.4141 |
|                        |        |        |        |        |        |

## f) Kitting Chromaticity Region &amp; Coordinates

| Region                 | CIE x  | CIE y  | Region | CIE x  | CIE y  |
|------------------------|--------|--------|--------|--------|--------|
| <b>U rank (3500 K)</b> |        |        |        |        |        |
| UV                     | 0.3981 | 0.3800 |        |        |        |
|                        | 0.4116 | 0.3865 |        |        |        |
|                        | 0.4186 | 0.4037 |        |        |        |
|                        | 0.4040 | 0.3966 |        |        |        |
| UW                     | 0.3889 | 0.3690 | UY     | 0.3941 | 0.3848 |
|                        | 0.4017 | 0.3751 |        | 0.4010 | 0.3882 |
|                        | 0.4048 | 0.3832 |        | 0.4040 | 0.3966 |
|                        | 0.3981 | 0.3800 |        | 0.4113 | 0.4001 |
|                        | 0.4010 | 0.3882 |        | 0.4146 | 0.4089 |
|                        | 0.3941 | 0.3848 |        | 0.3996 | 0.4015 |
| UX                     | 0.4017 | 0.3751 | UZ     | 0.4150 | 0.3950 |
|                        | 0.4147 | 0.3814 |        | 0.4221 | 0.3984 |
|                        | 0.4221 | 0.3984 |        | 0.4299 | 0.4165 |
|                        | 0.4150 | 0.3950 |        | 0.4146 | 0.4089 |
|                        | 0.4116 | 0.3865 |        | 0.4113 | 0.4001 |
|                        | 0.4048 | 0.3832 |        | 0.4186 | 0.4037 |

| Region                 | CIE x  | CIE y  | Region | CIE x  | CIE y  |
|------------------------|--------|--------|--------|--------|--------|
| <b>T rank (4000 K)</b> |        |        |        |        |        |
| TV                     | 0.3744 | 0.3685 |        |        |        |
|                        | 0.3863 | 0.3758 |        |        |        |
|                        | 0.3912 | 0.3917 |        |        |        |
|                        | 0.3782 | 0.3837 |        |        |        |
| TW                     | 0.3670 | 0.3578 | TY     | 0.3702 | 0.3722 |
|                        | 0.3783 | 0.3646 |        | 0.3763 | 0.3760 |
|                        | 0.3804 | 0.3721 |        | 0.3782 | 0.3837 |
|                        | 0.3744 | 0.3685 |        | 0.3847 | 0.3877 |
|                        | 0.3763 | 0.3760 |        | 0.3869 | 0.3958 |
|                        | 0.3702 | 0.3722 |        | 0.3736 | 0.3874 |
| TX                     | 0.3783 | 0.3646 | TZ     | 0.3887 | 0.3837 |
|                        | 0.3898 | 0.3716 |        | 0.3950 | 0.3875 |
|                        | 0.3950 | 0.3875 |        | 0.4006 | 0.4044 |
|                        | 0.3887 | 0.3837 |        | 0.3869 | 0.3958 |
|                        | 0.3863 | 0.3758 |        | 0.3847 | 0.3877 |
|                        | 0.3804 | 0.3721 |        | 0.3912 | 0.3917 |

## f) Kitting Chromaticity Region &amp; Coordinates

| Region                 | CIE x  | CIE y  | Region | CIE x  | CIE y  |
|------------------------|--------|--------|--------|--------|--------|
| <b>R rank (5000 K)</b> |        |        |        |        |        |
| RV                     | 0.3403 | 0.3398 |        |        |        |
|                        | 0.3478 | 0.3457 |        |        |        |
|                        | 0.3492 | 0.3587 |        |        |        |
|                        | 0.3411 | 0.3522 |        |        |        |
| RW                     | 0.3364 | 0.3292 | RY     | 0.3369 | 0.3430 |
|                        | 0.3434 | 0.3345 |        | 0.3407 | 0.3460 |
|                        | 0.3440 | 0.3427 |        | 0.3411 | 0.3522 |
|                        | 0.3403 | 0.3398 |        | 0.3451 | 0.3554 |
|                        | 0.3407 | 0.3460 |        | 0.3457 | 0.3621 |
|                        | 0.3369 | 0.3430 |        | 0.3374 | 0.3553 |
|                        |        |        |        |        |        |
| RX                     | 0.3364 | 0.3292 | RZ     | 0.3369 | 0.3430 |
|                        | 0.3434 | 0.3345 |        | 0.3485 | 0.3522 |
|                        | 0.3504 | 0.3398 |        | 0.3524 | 0.3554 |
|                        | 0.3524 | 0.3554 |        | 0.3542 | 0.3690 |
|                        | 0.3485 | 0.3522 |        | 0.3457 | 0.3621 |
|                        | 0.3478 | 0.3457 |        | 0.3451 | 0.3554 |
|                        |        |        |        |        |        |

| Region                 | CIE x  | CIE y  | Region | CIE x  | CIE y  |
|------------------------|--------|--------|--------|--------|--------|
| <b>Q rank (5700 K)</b> |        |        |        |        |        |
| QV                     | 0.3256 | 0.3272 |        |        |        |
|                        | 0.3328 | 0.3335 |        |        |        |
|                        | 0.3331 | 0.3454 |        |        |        |
|                        | 0.3253 | 0.3384 |        |        |        |
| QW                     | 0.3256 | 0.3272 | QY     | 0.3219 | 0.3297 |
|                        | 0.3226 | 0.3180 |        | 0.3254 | 0.3328 |
|                        | 0.3290 | 0.3233 |        | 0.3253 | 0.3384 |
|                        | 0.3290 | 0.3300 |        | 0.3290 | 0.3417 |
|                        | 0.3256 | 0.3272 |        | 0.3290 | 0.3478 |
|                        | 0.3254 | 0.3328 |        | 0.3211 | 0.3406 |
|                        |        |        |        |        |        |
| QX                     | 0.3219 | 0.3297 | QZ     | 0.3219 | 0.3297 |
|                        | 0.3226 | 0.3180 |        | 0.3329 | 0.3394 |
|                        | 0.3290 | 0.3233 |        | 0.3369 | 0.3430 |
|                        | 0.3364 | 0.3292 |        | 0.3374 | 0.3553 |
|                        | 0.3369 | 0.3430 |        | 0.3290 | 0.3478 |
|                        | 0.3329 | 0.3394 |        | 0.3290 | 0.3417 |
|                        |        |        |        |        |        |

## f) Kitting Chromaticity Region &amp; Coordinates

| Region                 | CIE x  | CIE y  | Region | CIE x  | CIE y  |
|------------------------|--------|--------|--------|--------|--------|
| <b>P rank (6500 K)</b> |        |        |        |        |        |
| PV                     | 0.3106 | 0.3150 |        |        |        |
|                        | 0.3183 | 0.3224 |        |        |        |
|                        | 0.3172 | 0.3332 |        |        |        |
|                        | 0.3089 | 0.3249 |        |        |        |
| PW                     | 0.3106 | 0.3150 | PY     | 0.3058 | 0.3160 |
|                        | 0.3079 | 0.3060 |        | 0.3098 | 0.3199 |
|                        | 0.3152 | 0.3133 |        | 0.3089 | 0.3249 |
|                        | 0.3144 | 0.3186 |        | 0.3130 | 0.3290 |
|                        | 0.3106 | 0.3150 |        | 0.3123 | 0.3341 |
|                        | 0.3098 | 0.3199 |        | 0.3038 | 0.3256 |
| PX                     | 0.3058 | 0.3160 | PZ     | 0.3058 | 0.3160 |
|                        | 0.3079 | 0.3060 |        | 0.3177 | 0.3278 |
|                        | 0.3152 | 0.3133 |        | 0.3217 | 0.3317 |
|                        | 0.3225 | 0.3200 |        | 0.3209 | 0.3427 |
|                        | 0.3217 | 0.3317 |        | 0.3123 | 0.3341 |
|                        | 0.3177 | 0.3278 |        | 0.3130 | 0.3290 |

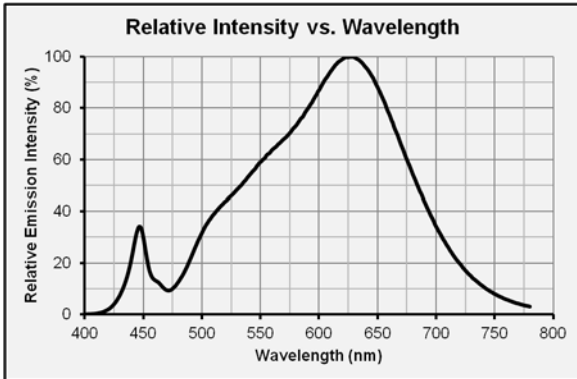
**Note:**

Samsung maintains measurement tolerance of: Cx, Cy =  $\pm 0.005$

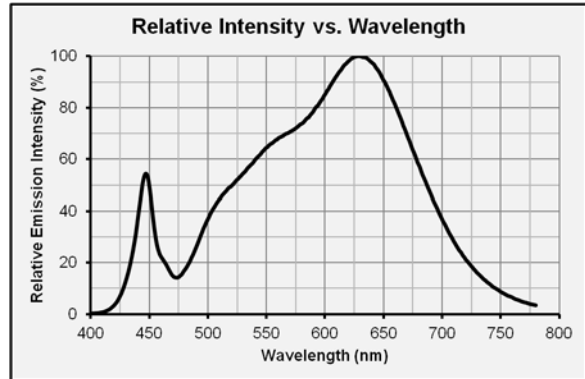
### 3. Typical Characteristics Graphs

#### a) Spectrum Distribution ( $I_f = 150 \text{ mA}$ , $T_s = 85 \text{ }^\circ\text{C}$ )

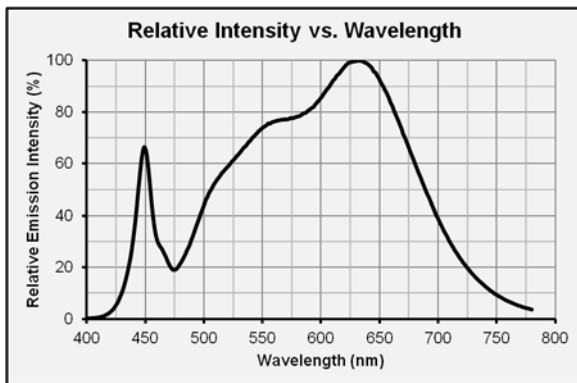
CCT: 2700K (90 CRI)



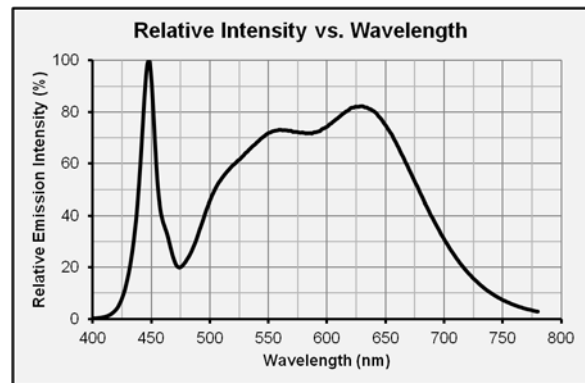
CCT: 3000K (90 CRI)



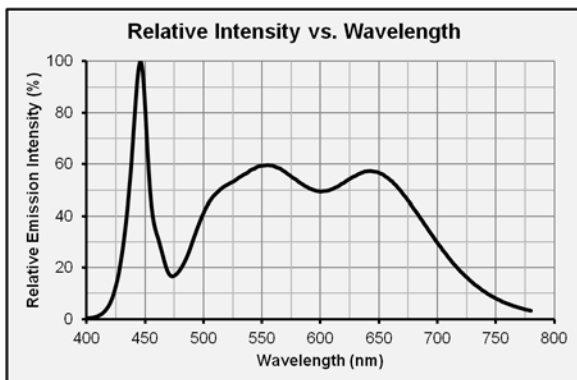
CCT: 3500K (90 CRI)



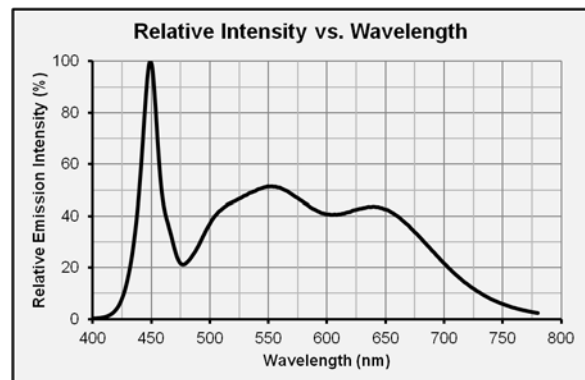
CCT: 4000K (90 CRI)



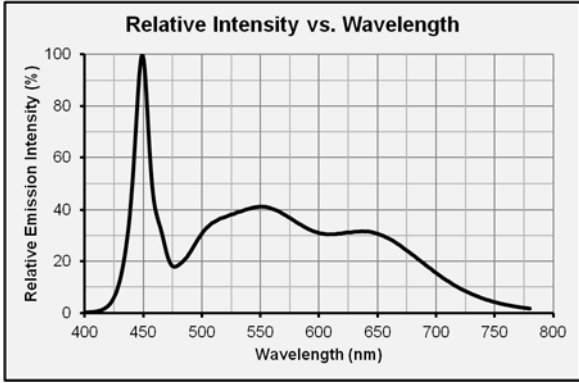
CCT: 5000K (90 CRI)



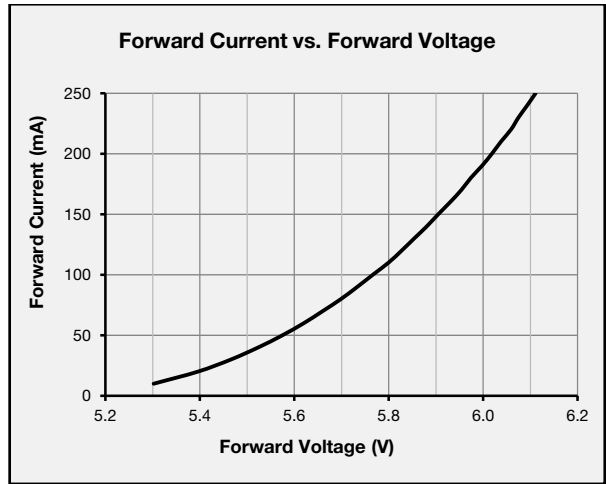
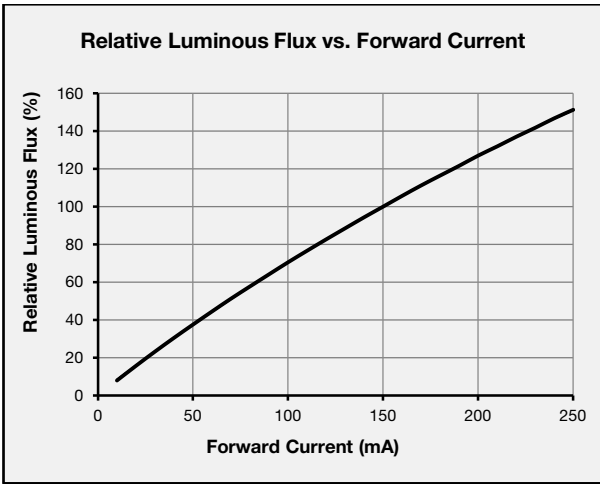
CCT: 5700K (90 CRI)



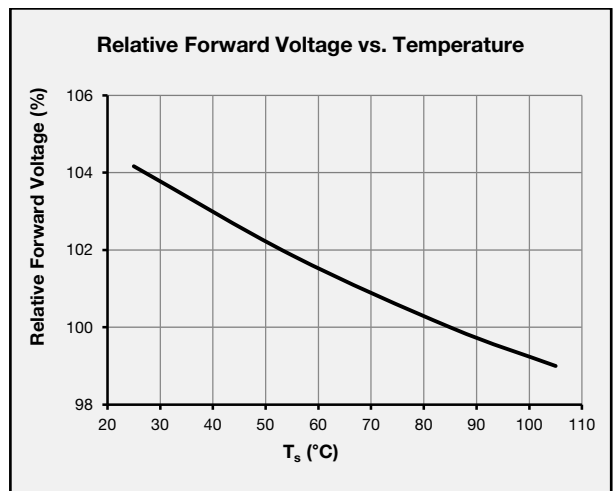
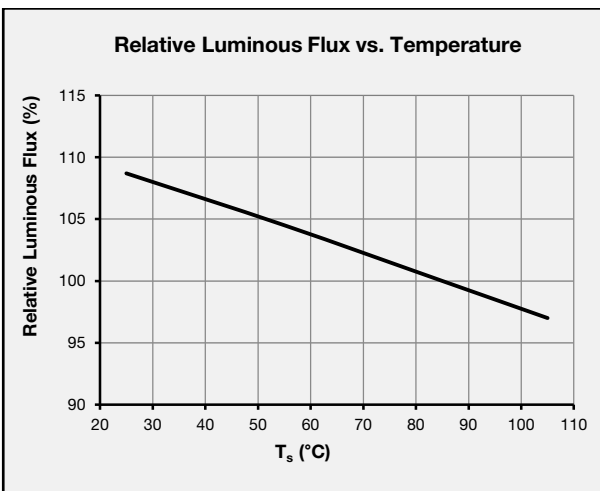
CCT: 6500K (90 CRI)



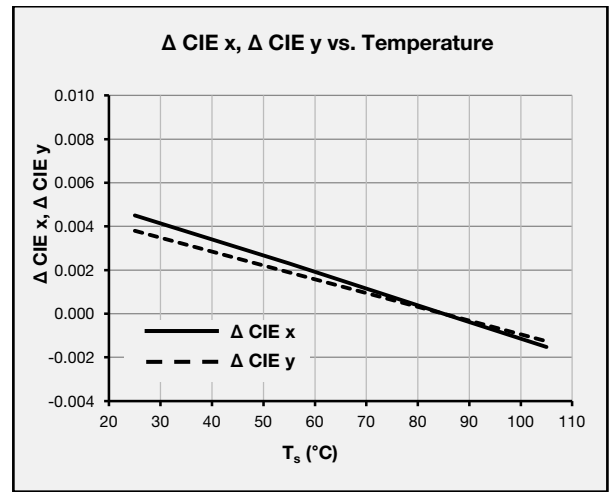
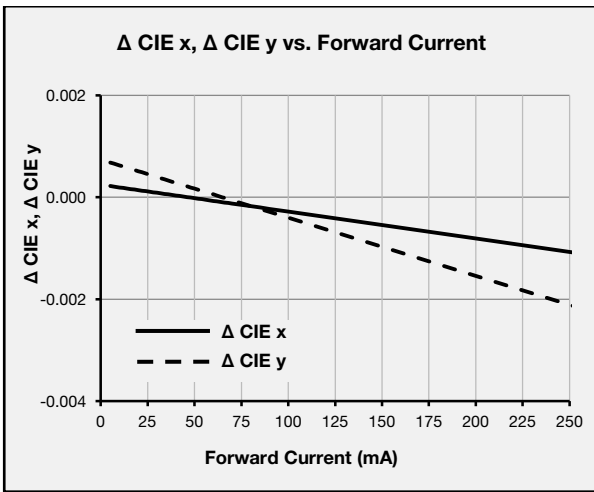
**b) Forward Current Characteristics ( $T_s = 85^\circ\text{C}$ )**



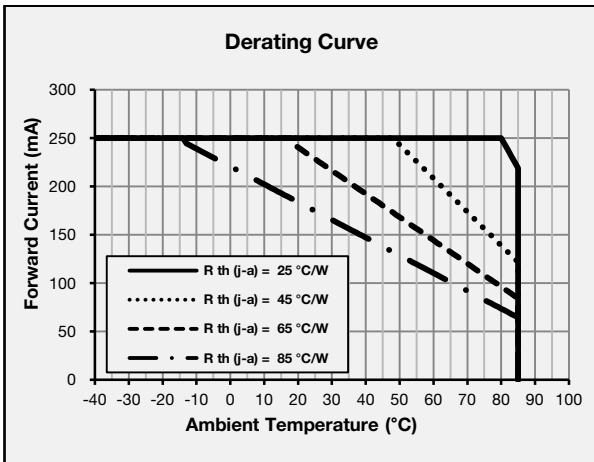
**c) Temperature Characteristics ( $I_F = 150\text{ mA}$ )**



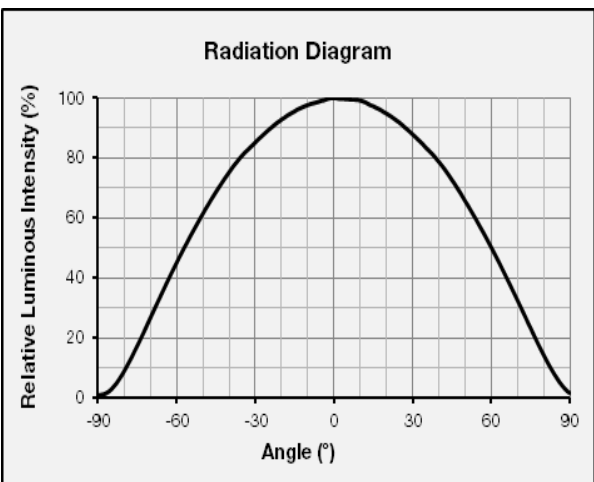
**d) Color Shift Characteristics ( $I_F = 150 \text{ mA}$ ,  $T_s = 85 \text{ }^\circ\text{C}$ )**



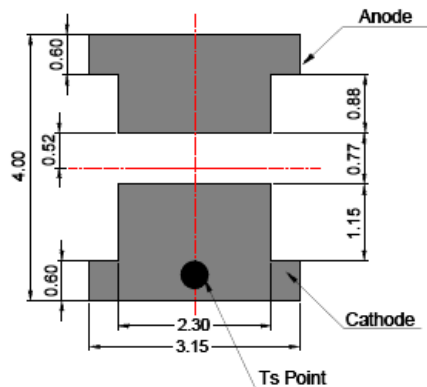
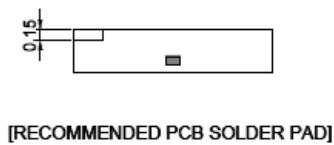
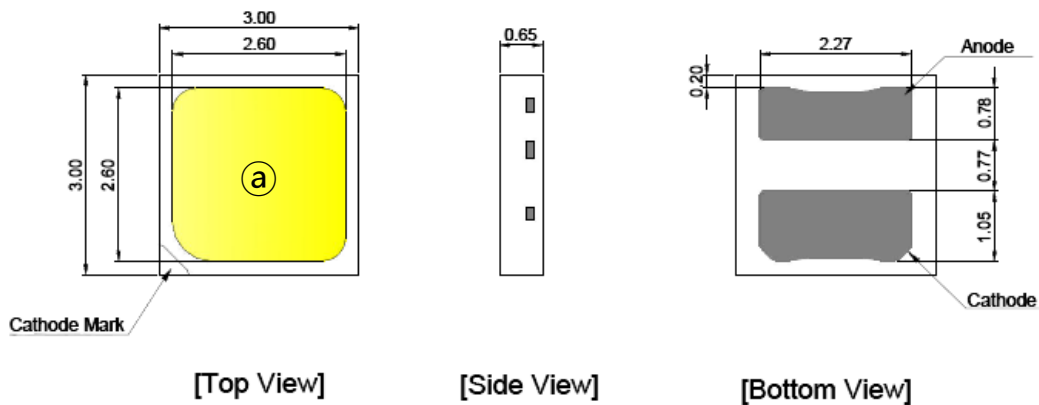
**e) Derating Curve**



**f) Beam Angle Characteristics ( $I_F = 150 \text{ mA}$ ,  $T_s = 85 \text{ }^\circ\text{C}$ )**



## 4. Outline Drawing & Dimension



- Measurement unit: mm
- Tolerance :  $\pm 0.1$ mm
- Do not place pressure on the encapsulation resin ㊸

### Notes:

- 1) This LED has built-in ESD protection device(s) connected in parallel to LED chip(s).
- 2)  $T_s$  point and measurement method:
  - ① Measure one point at the cathode pad, if necessary remove PSR of PCB to reach  $T_s$  point.
  - ② All pads must be soldered to the PCB to dissipate heat properly, otherwise the LED can be damaged.

### Precautions:

- 1) Pressure on the LEDs will influence to the reliability of the LEDs. Precautions should be taken to avoid strong pressure on the LEDs. Do not put stress on the LEDs during heating.
- 2) Re-soldering should not be done after the LEDs have been soldered. If re-soldering is unavoidable, LED's characteristics should be carefully checked before and after such repair.
- 3) Do not stack assembled PCBs together. Since materials of LEDs is soft, abrasion between two PCB assembled with LED might cause catastrophic failure of the LEDs.

## 5. Reliability Test Items & Conditions

### a) Test Items

| Test Item                           | Test Condition   | Test Hour / Cycle   | Sample No. |    |
|-------------------------------------|--|---|------------|----|
| Room Temperature Life Test          | 25 °C, DC 250 mA   | 1000 h  | 22         |    |
| High Temperature Life Test          | 85 °C, DC 250 mA   | 1000 h  | 22         |    |
| High Temperature Humidity Life Test | 85 °C, 85 % RH, DC 250 mA  | 1000 h  | 22         |    |
| Low Temperature Life Test           | -40 °C, DC 250 mA  | 1000 h  | 22         |    |
| Powered Temperature Cycle Test      | -45 °C ~ 85 °C, each 20 min, on/off 5 min<br>Temp. Change time 100min, DC 250 mA       | 100 cycles  | 22         |    |
| Temperature Cycling                 | -45 °C / 15 min ↔ 125 °C / 15 min  | 500 cycles  | 100        |    |
| High Temperature Storage            | 120 °C   | 1000 h  | 11         |    |
| Low Temperature Storage             | -40 °C   | 1000 h  | 11         |    |
| ESD (HBM)                           |  | R <sub>1</sub> : 10 MΩ<br>R <sub>2</sub> : 1.5 kΩ                       | 5 times    | 30 |
| ESD (MM)                            |  | R <sub>1</sub> : 10 MΩ<br>R <sub>2</sub> : 0<br>C: 200 pF<br>V: ±0.5 kV | 5 times    | 30 |
| Vibration Test                      | 20~2000~20 Hz, 200 m/s <sup>2</sup> , sweep 4 min<br>X, Y, Z 3 direction, each 1 cycle | 4 cycles  | 11         |    |
| Mechanical Shock Test               | 1500 g, 0.5 ms<br>3 shocks each X-Y-Z axis   | 5 cycles  | 11         |    |

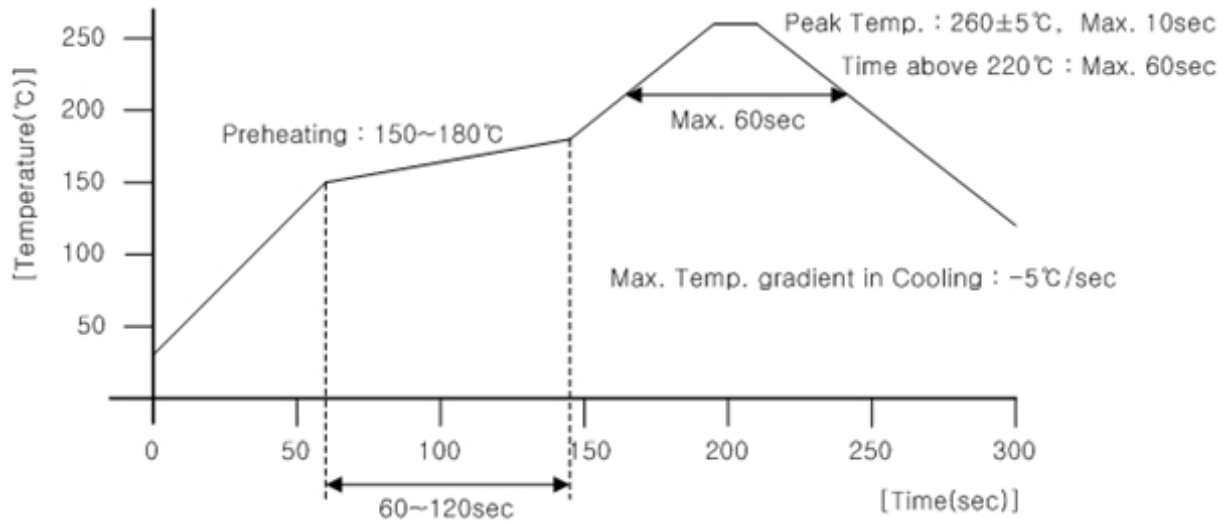
### b) Criteria for Judging the Damage

| Item            | Symbol         | Test Condition<br>(T <sub>s</sub> = 25 °C) | Limit             |                   |
|-----------------|----------------|--|-------------------|-------------------|
|                 |                |  | Min               | Max               |
| Forward Voltage | V <sub>F</sub> | I <sub>F</sub> = 250 mA                    | Init. Value * 0.9 | Init. Value * 1.1 |
| Luminous Flux   | Φ <sub>v</sub> | I <sub>F</sub> = 250 mA                    | Init. Value * 0.7 | Init. Value * 1.1 |

## 6. Soldering Conditions

### a) Reflow Conditions (Pb free)

Reflow frequency: 2 times max.



### b) Manual Soldering Conditions

Not more than 5 seconds @ max. 300 °C, under soldering iron.

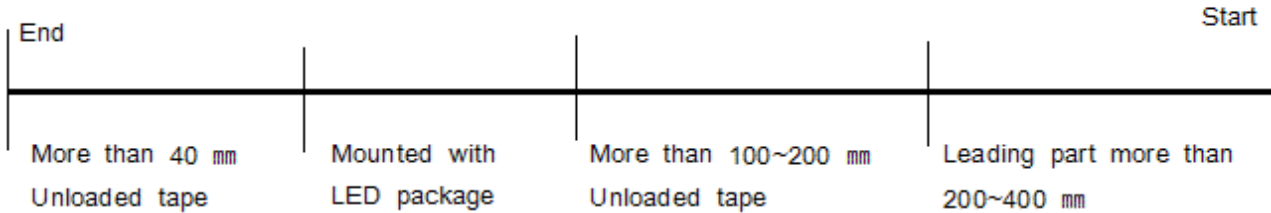

## 7. Tape & Reel

### a) Taping Dimension

(unit: mm)



Taping Direction



## b) Reel Dimension



### Notes:

- 1) Quantity: The quantity/reel is 4,000 pcs
- 2) Cumulative tolerance: Cumulative tolerance / 10 pitches is  $\pm 0.2$  mm
- 3) Adhesion strength of cover tape: Adhesion strength is 0.1-0.7 N when the cover tape is turned off from the carrier tape at  $10^\circ$  angle to the carrier tape
- 4) Packaging: P/N, Manufacturing data code no. and quantity are indicated on the aluminum packing bag

## 8. Label Structure

### a) Label Structure

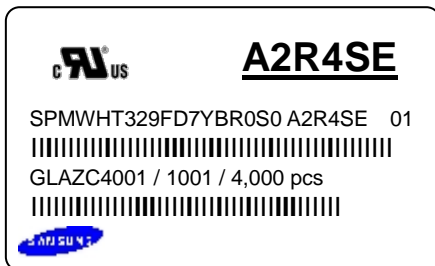


Note: Denoted bin code and product code above is only an example  
'★' means all kind of Chromaticity Coordinate Ranks

Bin Code:

- ⒶⒷ: Forward Voltage bin (refer to page 9)
- ⒸⒹ: Chromaticity bin (refer to page 11~14)
- ⒺⒻ: Luminous Flux bin (refer to page 7)

### b) Lot Number



The lot number is composed of the following characters:

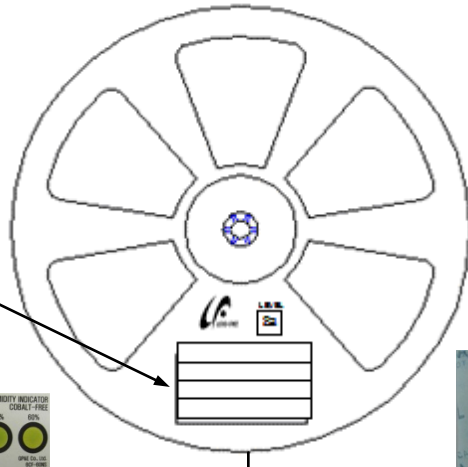
①②③④⑤⑥⑦⑧⑨ / 1ⒶⒷⒸ / 4,000 pcs

- ① : Production site (S: Giheung, Korea, G: Tianjin, China)
- ② : L (LED)
- ③ : Product state (A: Normal, B: Bulk, C: First Production, R: Reproduction, S: Sample)
- ④ : Year (Z: 2015, A: 2016, B:2017 ...)
- ⑤ : Month (1~9, A, B, C)
- ⑥ : Day (1~9, A, B~V)
- ⑦⑧⑨ : Product serial number (001 ~ 999)
- ⒶⒷⒸ : Reel number (001 ~ 999)

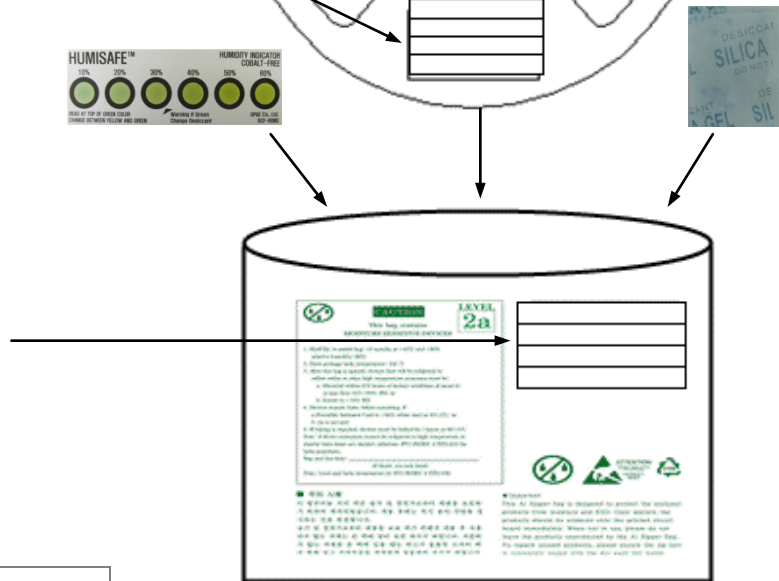
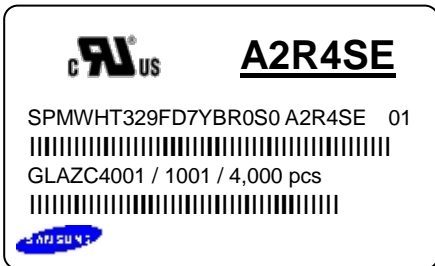
## 9. Packing Structure

### a) Packing Process

Reel



Aluminum Vinyl Packing Bag

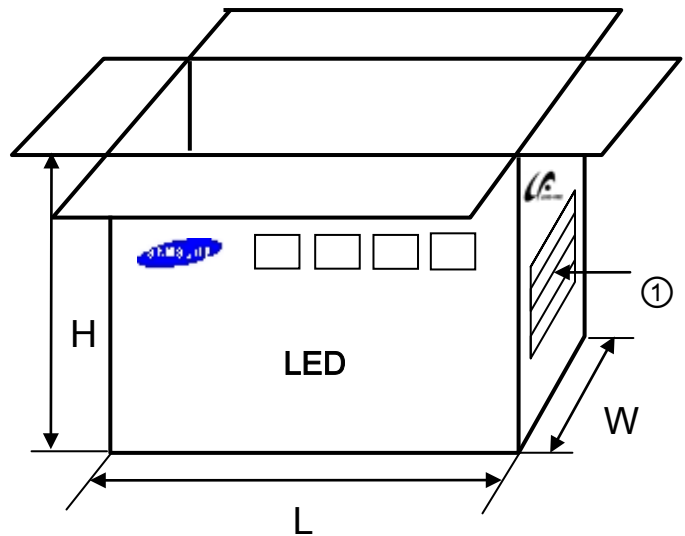
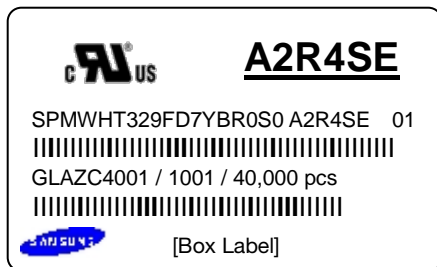


Outer Box

Material: Paper (SW3B(B))

| Type     | Size (mm) |         |         | Note           |
|----------|-----------|---------|---------|----------------|
|          | L         | W       | H       |                |
| 7 inch L | 245 ± 5   | 220 ± 5 | 182 ± 5 | Up to 10 reels |
| 7 inch S | 245 ± 5   | 220 ± 5 | 86 ± 5  | Up to 5 reels  |

① Side Label

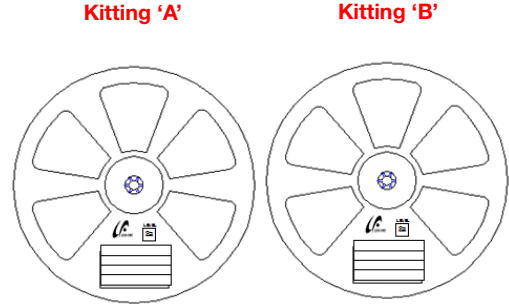
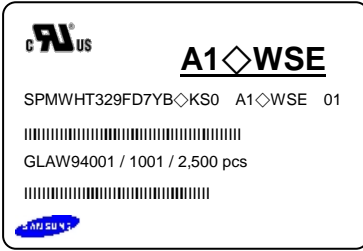


b) Packing Process for kitting

Reel

Kitting 'A'




Kitting 'B'



Aluminum Vinyl Packing Bag

Kitting 'A'

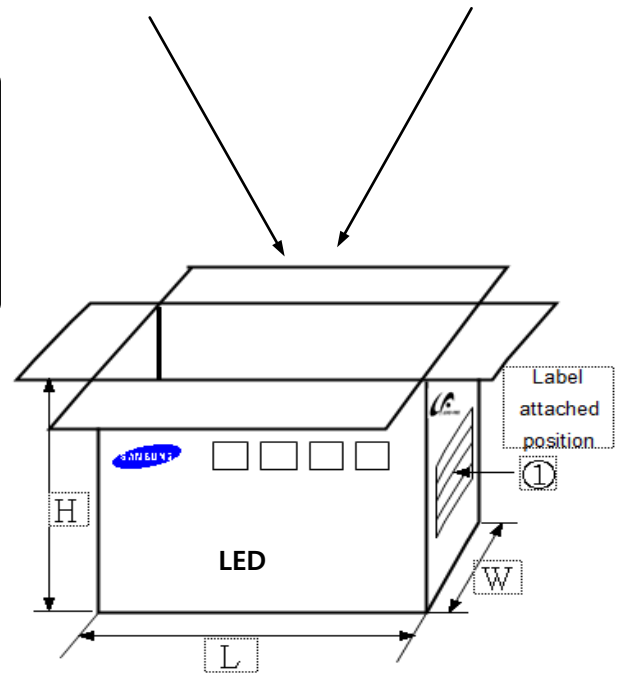
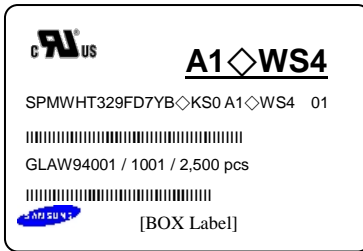
Kitting 'B'



Outer Box

Kitting 'A'

Kitting 'B'



Note: "◇" can be Nominal CCT code.

Material: Paper (SW3B(B))

| Type     | Size (mm) |         |         | Note           |
|----------|-----------|---------|---------|----------------|
|          | L         | W       | H       |                |
| 7 inch L | 245 ± 5   | 220 ± 5 | 182 ± 5 | Up to 10 reels |



## 10. Precautions in Handling & Use

- 1) For over-current protection, users are recommended to apply resistors connected in series with the LEDs to mitigate sudden change of the forward current caused by shift of forward voltage.
- 2) This device should not be used in any type of fluid such as water, oil, organic solvent, etc. When cleaning is required, IPA is recommended as the cleaning agent. Some solvent-based cleaning agent may damage the silicone resins used in the device.
- 3) When the device is in operation, the forward current should be carefully determined considering the maximum ambient temperature and corresponding junction temperature.
- 4) LEDs must be stored in a clean environment. If the LEDs are to be stored for three months or more after being shipped from Samsung, they should be packed with a nitrogen-filled container (shelf life of sealed bags is 12 months at temperature 0~40 °C, 0~90 % RH).
- 5) After storage bag is opened, device subjected to soldering, solder reflow, or other high temperature processes must be:
  - a. Mounted within 672 hours (28 days) at an assembly line with a condition of no more than 30 °C / 60 % RH<sup>\*Note 1</sup>, or
  - b. Mounted within 24 hours (1 day) at an assembly line with a condition of more than 30 °C / 70 % RH<sup>\*Note 2</sup>, or
  - c. Stored at <10 % RH.

\*Note 1, 2: IPC/JEDEC J-STD-033A, Recommended Equivalent Total Floor Life Table

| Package Type and Body Thickness | Moisture Sensitivity Level | Maximum Percent Relative Humidity |     |     |     |     |     | Temperature |
|---------------------------------|----------------------------|-----------------------------------|-----|-----|-----|-----|-----|-------------|
|                                 |                            | 40%                               | 50% | 60% | 70% | 80% | 90% |             |
| Body Thickness <2.1mm           | Level 2a                   | ∞                                 | ∞   | 28  | 1   | 1   | 1   | 30°C        |
|                                 |                            | ∞                                 | ∞   | ∞   | 2   | 1   | 1   | 25°C        |
|                                 |                            | ∞                                 | ∞   | ∞   | 2   | 2   | 1   | 20°C        |

- 6) Repack unused devices with anti-moisture packing, fold to close any opening and then store in a dry place.
- 7) Devices require baking before mounting, if humidity card reading is >60 % at 23 ± 5 °C.
- 8) It is recommended to be baked for 12 hour at 60 ± 5 °C, if baking is required.
- 9) The LEDs are sensitive to the static electricity and surge current. It is recommended to use a wrist band or anti-electrostatic glove when handling the LEDs. If voltage exceeding the absolute maximum rating is applied to LEDs, it may cause damage or even destruction to LED devices. Damaged LEDs may show some unusual characteristics such as increase in leakage current, lowered turn-on voltage, or abnormal lighting of LEDs at low current.
- 10) VOCs (Volatile Organic Compounds) can be generated from adhesives, flux, hardener or organic additives used in luminaires (fixtures). Transparent LED silicone encapsulant is permeable to those chemicals and they may lead to a discoloration of encapsulant when they exposed to heat or light. This phenomenon can cause a significant loss of light emitted (output) from the luminaires. In order to prevent these problems, we recommend users to know the physical properties of materials used in luminaires and they must be carefully selected.
- 11) Risk of sulfurization (or tarnishing)  
 The LED from Samsung uses a silver-plated lead frame and its surface color may change to black (or dark colored) when it is exposed to sulfur (S), chlorine (Cl) or other halogen compound. Sulfurization of lead frame may cause intensity degradation, change of chromaticity coordinates and, in extreme cases, open circuit. It requires caution. Due to possible sulfurization of lead frame, LED should not be used and stored together with oxidizing substances made of materials such as rubber, plain paper, lead solder cream, etc.

# Legal and additional information.

## [About Samsung Electronics Co., Ltd.](#)

Samsung Electronics Co., Ltd. inspires the world and shapes the future with transformative ideas and technologies that redefine the worlds of TVs, smartphones, wearable devices, tablets, cameras, digital appliances, printers, medical equipment, network systems, and semiconductor and LED solutions. We are also leading in the Internet of Things space with the open platform SmartThings, our broad range of smart devices, and through proactive cross-industry collaboration. We employ 319,000 people across 84 countries with annual sales of US \$196 billion. To discover more, and for the latest news, feature articles and press material, please visit the Samsung Newsroom at [news.samsung.com](http://news.samsung.com).

Copyright © 2016 Samsung Electronics Co., Ltd. All rights reserved.  
Samsung is a registered trademark of Samsung Electronics Co., Ltd.  
Specifications and designs are subject to change without notice. Non-metric weights and measurements are approximate. All data were deemed correct at time of creation. Samsung is not liable for errors or omissions. All brand, product, service names and logos are trademarks and/or registered trademarks of their respective owners and are hereby recognized and acknowledged.

Samsung Electronics Co., Ltd.  
95, Samsung 2-ro  
Giheung-gu  
Yongin-si, Gyeonggi-do, 446-711  
KOREA

[www.samsungled.com](http://www.samsungled.com)



## Looking for pricing, stock, or lifecycle information?

Click below to explore more details on WIN SOURCE:

- ⊖ [View SPMWHT329FD7YBW0S0 on WIN SOURCE](#)
- ⊖ [Samsung Information](#)

## Optimize Your Supply Chain with WIN SOURCE Solutions

- ✓ Global Sourcing Solution
- ✓ Obsolete Management
- ✓ Cost Control Management
- ✓ Shortage Management
- ✓ Alternative Solution
- ✓ Excess Inventory Management