




**THE DATASHEET OF  
SM10-100RX**



# Precision Wirewound Resistors

100 Series / SM Series / PC Series Precision Resistors



- Resistances to 6 Megohms
- Resistance Tolerances to  $\pm 0.005\%$
- Temperature Coefficients of  $\pm 2 \text{ ppm}/^\circ\text{C}$
- Non-Inductive Multi-Pi cores
- High TCR Available (Balco & Platinum Wire)
- 100% Acceptance Tested / Traceable to NIST
- Long Term Stability / 100ppm/year
- Matched Resistance Sets to  $\pm 0.001\%$  and  $\pm 0.5 \text{ ppm}/^\circ\text{C}$
- Flame & Moisture Resistant Protective Encapsulation



## SPECIFICATIONS

Type	Commercial Power (Watts)	Resistance Range <sup>1,2</sup> (Ohms)	Dimensions			Maximum Working Voltage
			Diameter $\pm 0.005"$ [ $\pm 0.13\text{mm}$ ]	Length $\pm 0.025"$ [ $\pm 0.64\text{mm}$ ]	Lead Diameter <sup>3</sup> $\pm 0.002"$ [ $\pm 0.05\text{mm}$ ]	
SM-2	0.06	1 - 75k	0.100 [2.5]	0.210 [5.3]	0.020 [0.5]	75
SM-3	0.08	1 - 150k	0.125 [3.2]	0.260 [6.6]	<b>0.020 [0.5]</b> 0.025 [0.6]	100
SM-4	0.10	1 - 250k	0.125 [3.2]	0.375 [9.5]	0.020 [0.5]	100
SM-13	0.10	1 - 250k	0.156 [4.0]	0.312 [7.9]	0.020 [0.5]	100
SM-5	0.12	1 - 400k	0.187 [4.7]	0.250 [6.4]	0.025 [0.6]	150
SM-6	0.15	1 - 500k	0.187 [4.7]	0.295 [7.5]	0.025 [0.6]	150
139A	0.15	1 - 500k	0.250 [6.4]	0.250 [6.4]	0.025 [0.6]	100
SM-15	0.175	1 - 750k	0.187 [4.7]	0.375 [9.5]	0.025 [0.6]	200
SM-12	0.20	1 - 750k	0.187 [4.7]	0.450 [11.4]	0.025 [0.6]	200
100	0.20	1 - 1M	0.250 [6.4]	0.375 [9.5]	<b>0.032 [0.8]</b> 0.025 [0.6]	200
SM-7	0.25	1 - 1M	0.210 [5.3]	0.465 [11.8]	0.025 [0.6]	250
101	0.25	1 - 1.2M	0.250 [6.4]	0.500 [12.7]	<b>0.032 [0.8]</b> 0.025 [0.6]	300
102	0.33	1 - 2.5M	0.250 [6.4]	0.750 [19.1]	<b>0.032 [0.8]</b> 0.025 [0.6]	400
120	0.40	1 - 3.8M	0.375 [9.5]	0.500 [12.7]	0.032 [0.8]	300
121	0.50	1 - 3.8M	0.375 [9.5]	0.750 [19.1]	0.032 [0.8]	400
129	0.75	1 - 6M	0.375 [9.5]	1.000 [25.4]	0.032 [0.8]	600
106	1.00	1 - 6M	0.500 [12.7]	1.000 [25.4]	0.032 [0.8]	800
107	1.50	1 - 6M	0.500 [12.7]	1.500 [38.1]	0.032 [0.8]	900
108	2.00	1 - 6M	0.500 [12.7]	2.000 [50.8]	0.032 [0.8]	1000

<sup>1</sup> May not apply for all wire types

<sup>2</sup> Please consult factory for lower/higher values or additional information

<sup>3</sup> Where more than one lead is listed / the top value is Standard

## Ordering Information

Part Description: Part Type - Resistance - Tolerance - TCR ( If not standard )  
 Example: SM-6 25K Ohms 0.1%


# Precision Wirewound Resistors

100 Series / SM Series / PC Series Precision Resistors



## PC Series

Type	Commercial Power (Watts)	Resistance Range <sup>1</sup> (Ohms)	Dimensions				Maximum Working Voltage
			Diameter ±0.005" [±0.13mm]	Length ±0.025" [±0.64mm]	Lead Diameter <sup>2</sup> ±0.002" [±0.05mm]	Lead Spacing ±0.015" [±0.4mm]	
110PC	0.05	1 - 75k	0.130 [3.3]	0.200 [5.1]	0.016 [0.4]	0.075 [2.5]	150
100PC	0.125	1 - 500k	0.250 [6.4]	0.375 [9.5]	0.025 [0.6]	0.150 [3.8]	150
130PC	0.125	1 - 500k	0.250 [6.4]	0.312 [7.9]	0.025 [0.6]	0.150 [3.8]	150
131PC	0.125	1 - 500k	0.250 [6.4]	0.312 [7.9]	0.025 [0.6]	0.200 [5.1]	150
101PC	0.25	1 - 600k	0.250 [6.4]	0.500 [12.7]	0.025 [0.6]	0.150 [3.8]	150
120PC	0.40	1 - 800k	0.375 [9.5]	0.500 [12.7]	0.032 [0.8]	0.200 [5.1]	300
104PC	0.50	1 - 1M	0.500 [12.7]	0.500 [12.7]	0.032 [0.8] 0.025 [0.6]	0.300 [7.6]	400



## Rectangular Series

Type	Commercial Power (Watts)	Resistance Range <sup>1</sup> (Ohms)	Dimensions					Maximum Working Voltage
			Width ±0.010" [±0.25mm]	Height ±0.025" [±0.64mm]	Length ±0.010" [±0.25mm]	Lead Diameter <sup>1</sup> ±0.002" [±0.05mm]	Lead Spacing ±0.015" [±0.4mm]	
SM-8	0.125	1 - 500k	0.140 [3.6]	0.250 [6.4]	0.270 [6.9]	0.032 [0.8]	0.125 [3.2]	150
SM-10	0.300	1 - 500k	0.102 [2.6]	0.320 [8.1]	0.300 [7.6]	0.025 [0.6]	0.150 [3.8]	150



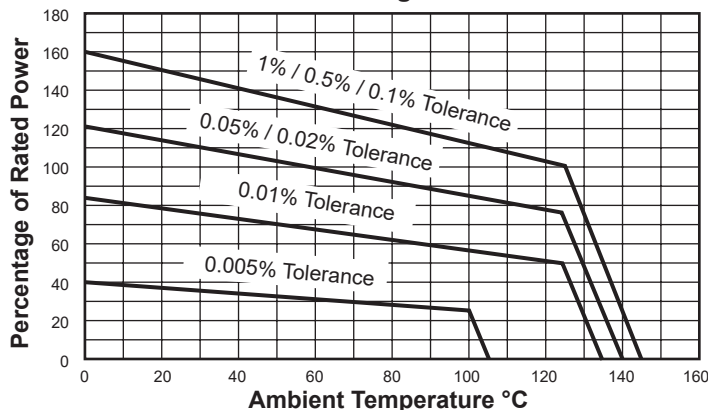
<sup>1</sup>May not apply for all wire types. Please consult factory for additional values or information.

<sup>2</sup>Where more than one lead is listed / the top value is Standard

Lead Length = 1.00 [25] Min.

Specification	Value
Tolerances	±0.005% to ±1% ( See Derating Curve )
Standard Temperature Coefficients Consult factory for other options TCR down to 2ppm may be available on request	from 1Ω to 5Ω : ±50ppm/°C greater than 5Ω to 10Ω : ±30ppm/°C greater than 10Ω to 100Ω : ±20ppm/°C greater than 100Ω : ±10ppm/°C
Temperature Range	-55°C to +145°C ( See Derating Curve )
Termination Finish	100% Matte Tin over Copper

**Power Derating Curve**



**Notes:** ( Contact Factory for these options )

**Fast Rise Time** - These resistors are available in a low reactance design for fast rise time and extended frequency response.

**High Stability** - These resistors are available in a High Stability version with maximum resistance change of ±20ppm/year under normal conditions.

**Wide TCR Range** - These resistors are available in Low and High TC configurations from -20ppm/K to +6000ppm/K.

## Looking for pricing, stock, or lifecycle information?

Click below to explore more details on WIN SOURCE:

 [View SM10-100RX on WIN SOURCE](#)

 [Riedon Information](#)

## Optimize Your Supply Chain with WIN SOURCE Solutions

-  Global Sourcing Solution
-  Obsolete Management
-  Cost Control Management
-  Shortage Management
-  Alternative Solution
-  Excess Inventory Management