



**THE DATASHEET OF
SD2440-003**




SD2440

Silicon Phototransistor

FEATURES

- Miniature, hermetically sealed, pill style, metal can package
- 48° acceptance angle
- Wide operating temperature range (- 55°C to +125°C)
- Ideal for direct mounting to printed circuit boards
- Wide sensitivity ranges
- Mechanically and spectrally matched to SE2460 and SE2470 infrared emitting diodes



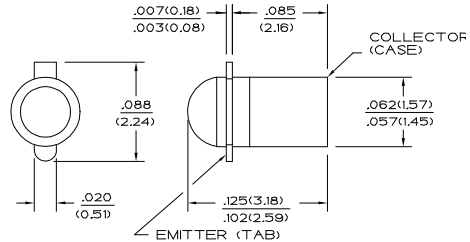
INFRA-1.TIF

DESCRIPTION

The SD2440 is an NPN silicon phototransistor mounted in a hermetically sealed glass lensed metal can package. This package directly mounts in a double sided PC board.

OUTLINE DIMENSIONS in inches (mm)

Tolerance 3 plc decimals $\pm 0.005(0.12)$
2 plc decimals $\pm 0.020(0.51)$



DIM_013.cdr

SD2440

Silicon Phototransistor

ELECTRICAL CHARACTERISTICS (25°C unless otherwise noted)

| PARAMETER | SYMBOL | MIN | TYP | MAX | UNITS | TEST CONDITIONS |
|---|---------------|--------------------------|-----|-----|---------------|---|
| Light Current SD2440-001 SD2440-002 SD2440-003 SD2440-004 | I_L | 0.5 2.0 4.0 7.0 | | | mA | $V_{CE}=5\text{ V}$ $H=20\text{ mW/cm}^2$ (1) |
| Collector Dark Current | I_{CEO} | | | 100 | nA | $V_{CE}=10\text{ V}$, $H=0$ |
| Collector-Emitter Breakdown Voltage | $V_{(BR)CEO}$ | 30 | | | V | $I_C=100\text{ }\mu\text{A}$ |
| Emitter-Collector Breakdown Voltage | $V_{(BR)ECO}$ | 5.0 | | | V | $I_E=100\text{ }\mu\text{A}$ |
| Collector-Emitter Saturation Voltage | $V_{CE(SAT)}$ | | | 0.4 | V | $I_C=I_L/8$ $H=20\text{ mW/cm}^2$ |
| Angular Response (2) | \varnothing | | 48 | | degr. | $I_F=\text{Constant}$ |
| Rise And Fall Time | t_r, t_f | | 15 | | μs | $V_{CC}=5\text{ V}$, $I_L=1\text{ mA}$ $R_L=1000\text{ }\Omega$ |

Notes

- The radiation source is a tungsten lamp operating at a color temperature of 2870°K.
- Angular response is defined as the total included angle between the half sensitivity points.

ABSOLUTE MAXIMUM RATINGS

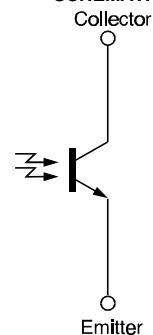
(25°C Free-Air Temperature unless otherwise noted)

| | |
|--------------------------------|----------------|
| Collector-Emitter Voltage | 30 V |
| Emitter-Collector Voltage | 5 V |
| Power Dissipation | 125 mW (1) |
| Operating Temperature Range | -55°C to 125°C |
| Storage Temperature Range | -65°C to 150°C |
| Soldering Temperature (10 sec) | 260°C |

Notes

- Derate linearly from 25°C free-air temperature at the rate of 1.19 mW/°C.

SCHEMATIC



Honeywell reserves the right to make changes in order to improve design and supply the best products possible.

Honeywell

SD2440

Silicon Phototransistor

SWITCHING TIME TEST CIRCUIT

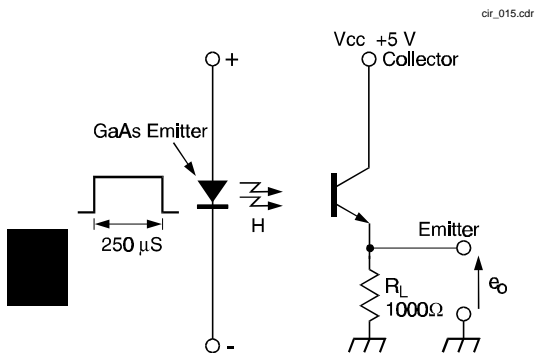


Fig. 1 Responsivity vs Angular Displacement

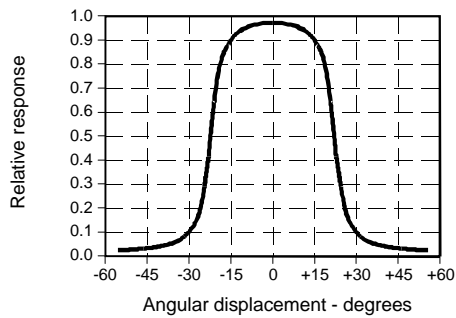
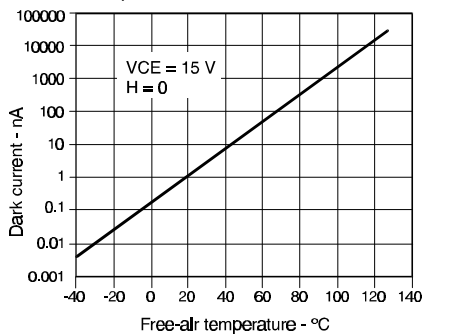


Fig. 3 Dark Current vs Temperature



SWITCHING WAVEFORM

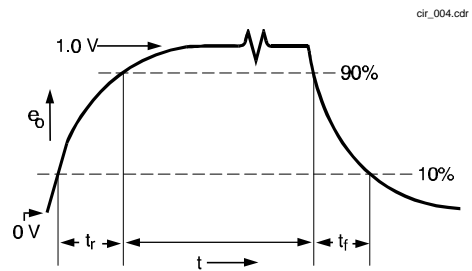


Fig. 2 Collector Current vs Ambient Temperature

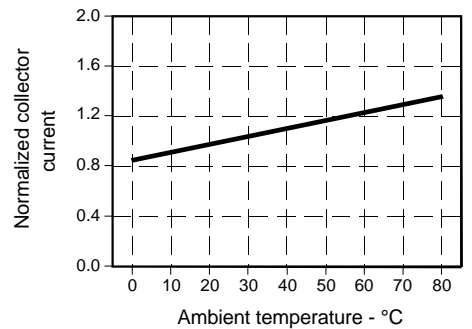
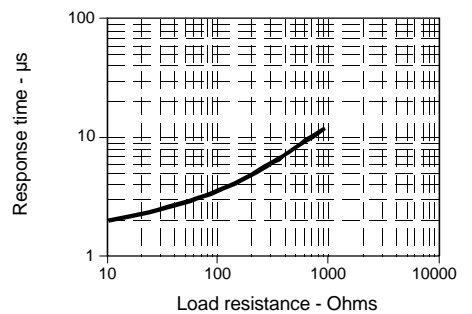


Fig. 4 Non-Saturated Switching Time vs Load Resistance



SD2440

Silicon Phototransistor

Fig. 5 Spectral Responsivity

gra_036.ds4

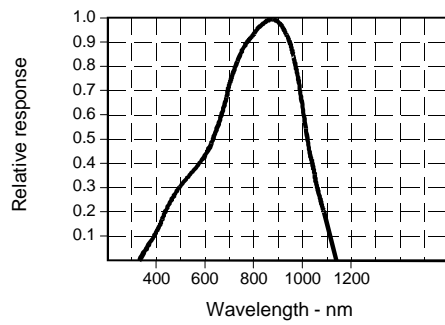
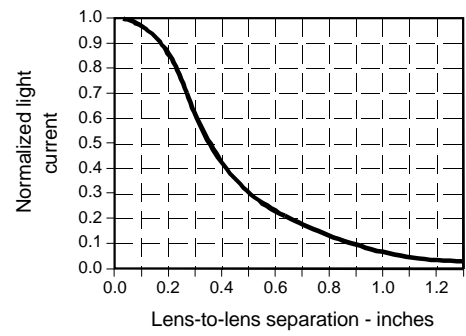


Fig. 6 Coupling Characteristics with SE2460

gra_015.ds4



All Performance Curves Show Typical Values

Looking for pricing, stock, or lifecycle information?

Click below to explore more details on WIN SOURCE:

 [View SD2440-003 on WIN SOURCE](#)

 [Honeywell Information](#)

Optimize Your Supply Chain with WIN SOURCE Solutions

-  Global Sourcing Solution
-  Obsolete Management
-  Cost Control Management
-  Shortage Management
-  Alternative Solution
-  Excess Inventory Management